



US00D612834S

(12) **United States Design Patent**  
**Yang et al.**

(10) **Patent No.:** **US D612,834 S**  
(45) **Date of Patent:** **\*\* Mar. 30, 2010**

(54) **COMMUNICATIONS HEADSET**

(75) Inventors: **Joseph Yang**, San Jose, CA (US); **Stann Sheperd**, San Jose, CA (US); **John Ledingham**, Scotts Valley, CA (US)

(73) Assignee: **Plantronics, Inc.**, Santa Cruz, CA (US)

(\*\*) Term: **14 Years**

(21) Appl. No.: **29/329,592**

(22) Filed: **Dec. 18, 2008**

(51) **LOC (9) Cl.** ..... **14-01**

(52) **U.S. Cl.** ..... **D14/206**

(58) **Field of Classification Search** ..... D14/205,  
D14/206, 223, 225, 228, 249, 142, 192, 188;  
379/430, 433; 381/380, 381, 370, 375, 92;  
455/90.2, 569.1, 575.1, 575.2; 181/129,  
181/130

See application file for complete search history.

(56) **References Cited**

**U.S. PATENT DOCUMENTS**

D179,150 S	11/1956	Norris	
3,633,705 A *	1/1972	Teder	181/158
4,564,955 A	1/1986	Birch et al.	
4,617,431 A *	10/1986	Scott et al.	381/344
4,917,504 A *	4/1990	Scott et al.	381/381
D384,958 S *	10/1997	Shudo	D14/206
6,097,827 A *	8/2000	Yang	381/375
D443,603 S *	6/2001	Taylor et al.	D14/206
D447,472 S *	9/2001	McGugan	D14/225
D447,743 S	9/2001	Ma	
D449,290 S *	10/2001	Taylor et al.	D14/206
D452,857 S *	1/2002	Hong	D14/223
D455,417 S *	4/2002	Bey et al.	D14/223
D457,635 S	5/2002	Dittli et al.	
D458,247 S *	6/2002	Davies et al.	D14/206
D463,784 S *	10/2002	Taylor et al.	D14/206
D464,943 S *	10/2002	Lai	D14/206
D464,951 S *	10/2002	Skulley et al.	D14/223
D469,081 S *	1/2003	Perszyk et al.	D14/205
D470,478 S *	2/2003	Kohli et al.	D14/223

D474,171 S *	5/2003	Suzuki	D14/206
6,560,346 B2 *	5/2003	Ohta et al.	381/382
D476,645 S *	7/2003	Padala et al.	D14/223
D477,821 S *	7/2003	Bieltvedt et al.	D14/206
D480,072 S *	9/2003	Ham	D14/223
D490,398 S *	5/2004	Gwee	D14/205
D490,399 S *	5/2004	Kamo et al.	D14/206
6,768,804 B1 *	7/2004	Isvan	381/376
6,771,790 B2 *	8/2004	Liu	381/385
D504,419 S *	4/2005	Bey et al.	D14/223
D504,673 S *	5/2005	Dyer et al.	D14/205
D506,462 S *	6/2005	Han et al.	D14/205
D512,984 S	12/2005	Ham	
D515,074 S *	2/2006	Jacobson et al.	D14/225
D519,498 S *	4/2006	Ham	D14/225
7,089,042 B2 *	8/2006	Bodley	455/569.1

(Continued)

**OTHER PUBLICATIONS**

Sennheiser Communications. VMX 100 Headset Instruction Manual. May 2005. pp. 1, 6-17, 148. China.

*Primary Examiner*—Paula Greene

(74) *Attorney, Agent, or Firm*—Michael D. Rodriguez

(57) **CLAIM**

The ornamental design for a communications headset, as shown and described.

**DESCRIPTION**

FIG. 1 is front-top-right perspective view of a communications headset showing our new design;

FIG. 2 is a front view thereof;

FIG. 3 is a back view thereof;

FIG. 4 is a left side view thereof;

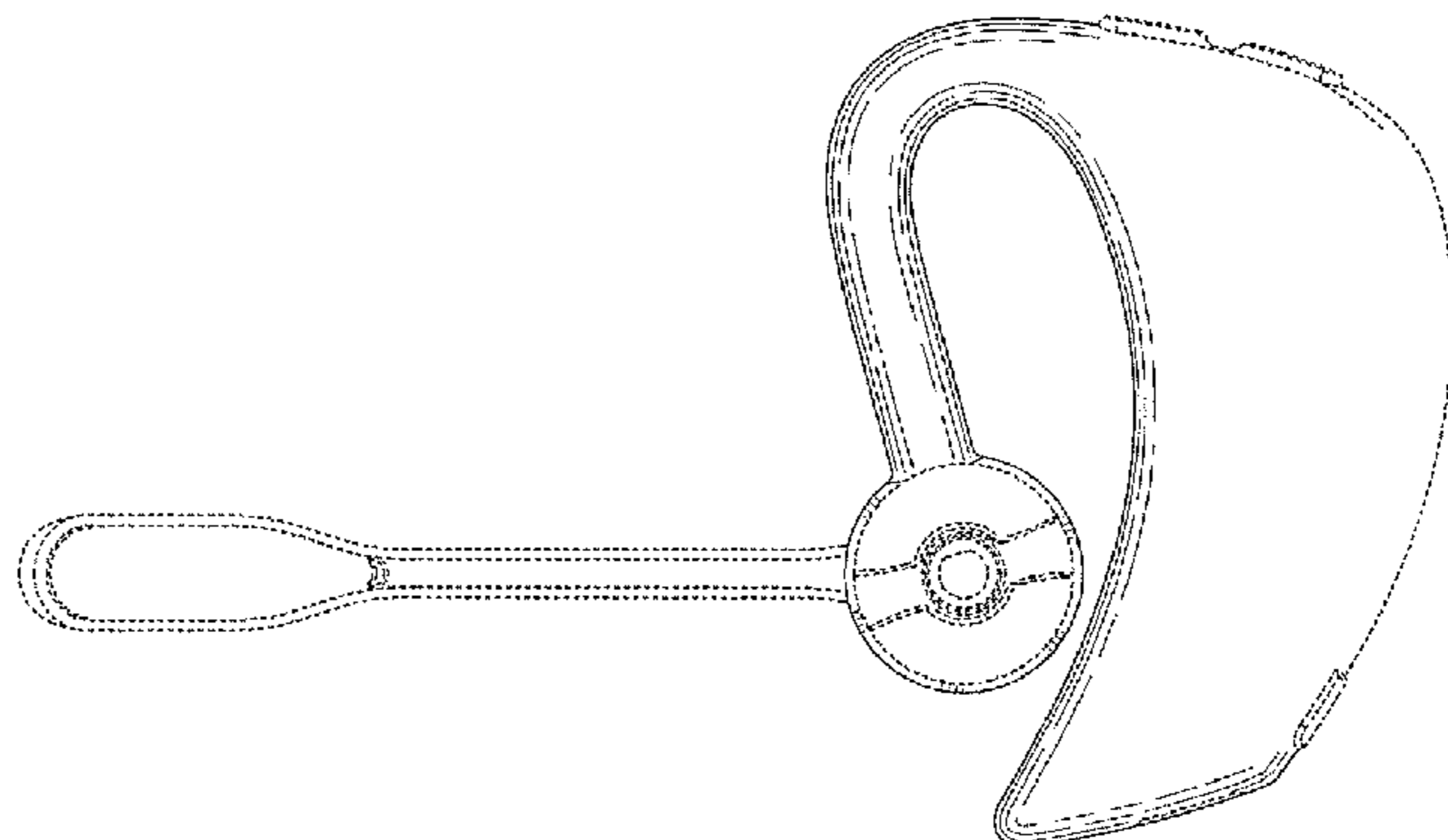
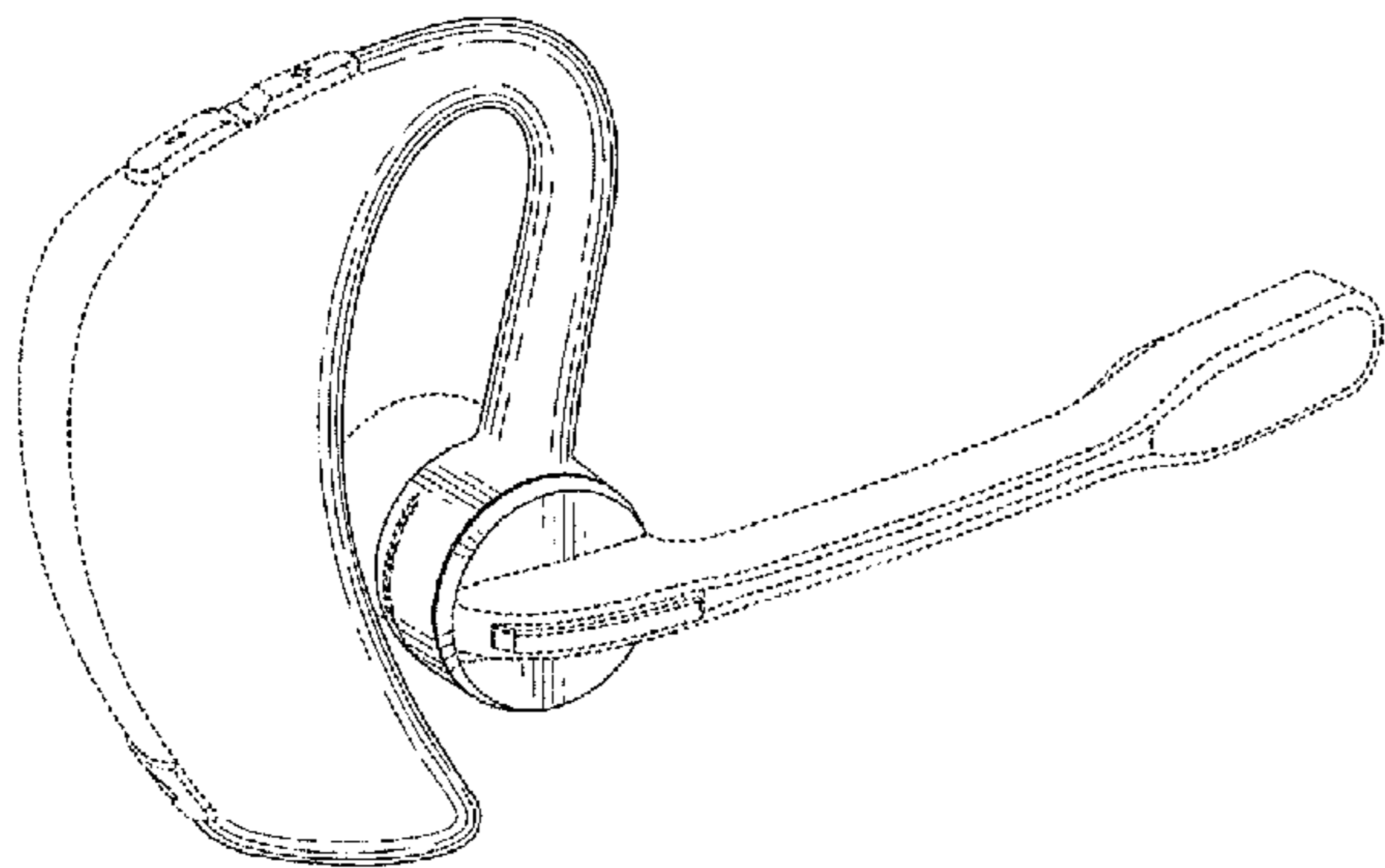
FIG. 5 is a right side view thereof;

FIG. 6 is a top view thereof; and,

FIG. 7 is a bottom view thereof.

The broken lines showing of the unclaimed environment forms no part of the claimed design.

**1 Claim, 3 Drawing Sheets**



# US D612,834 S

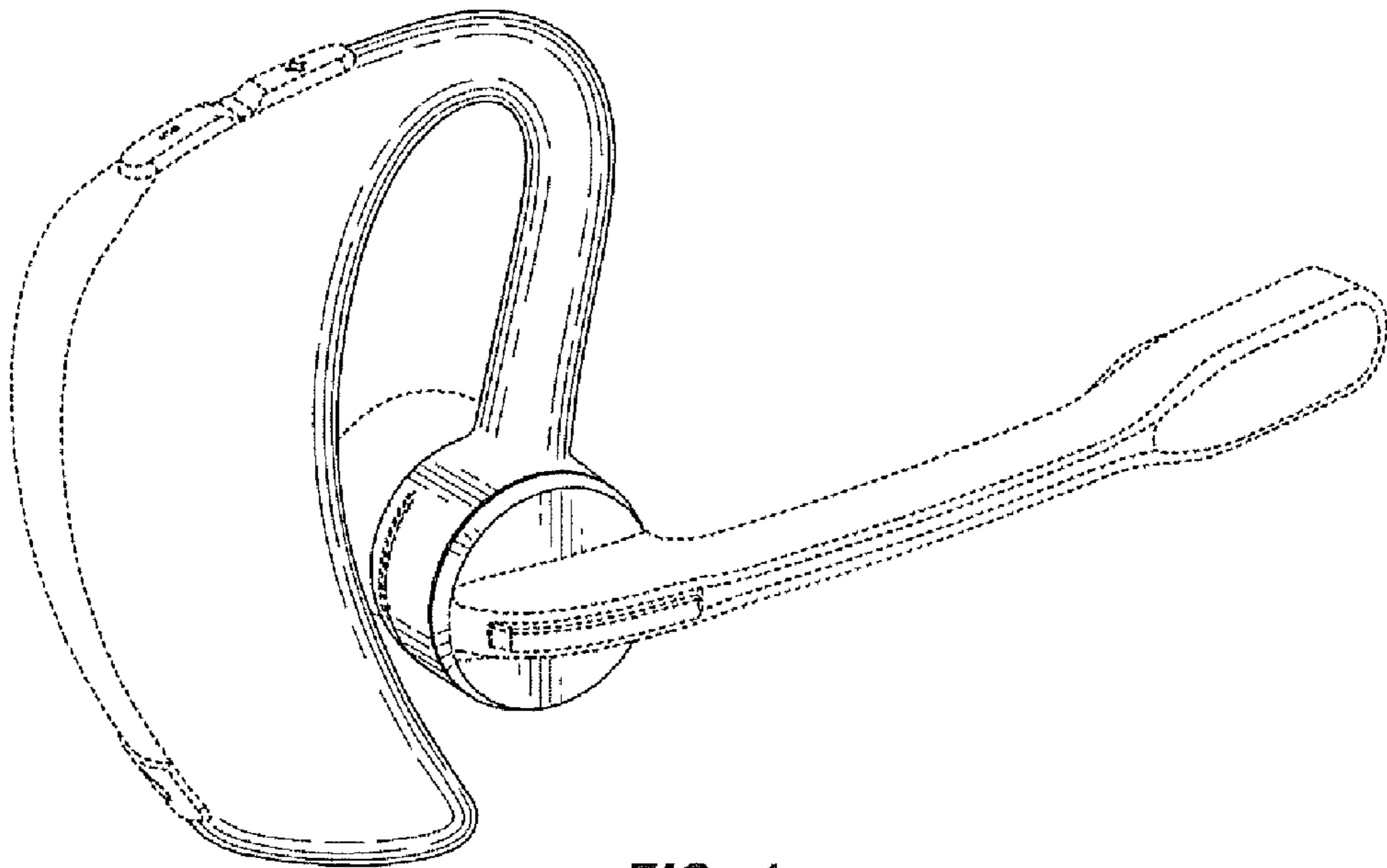
Page 2

---

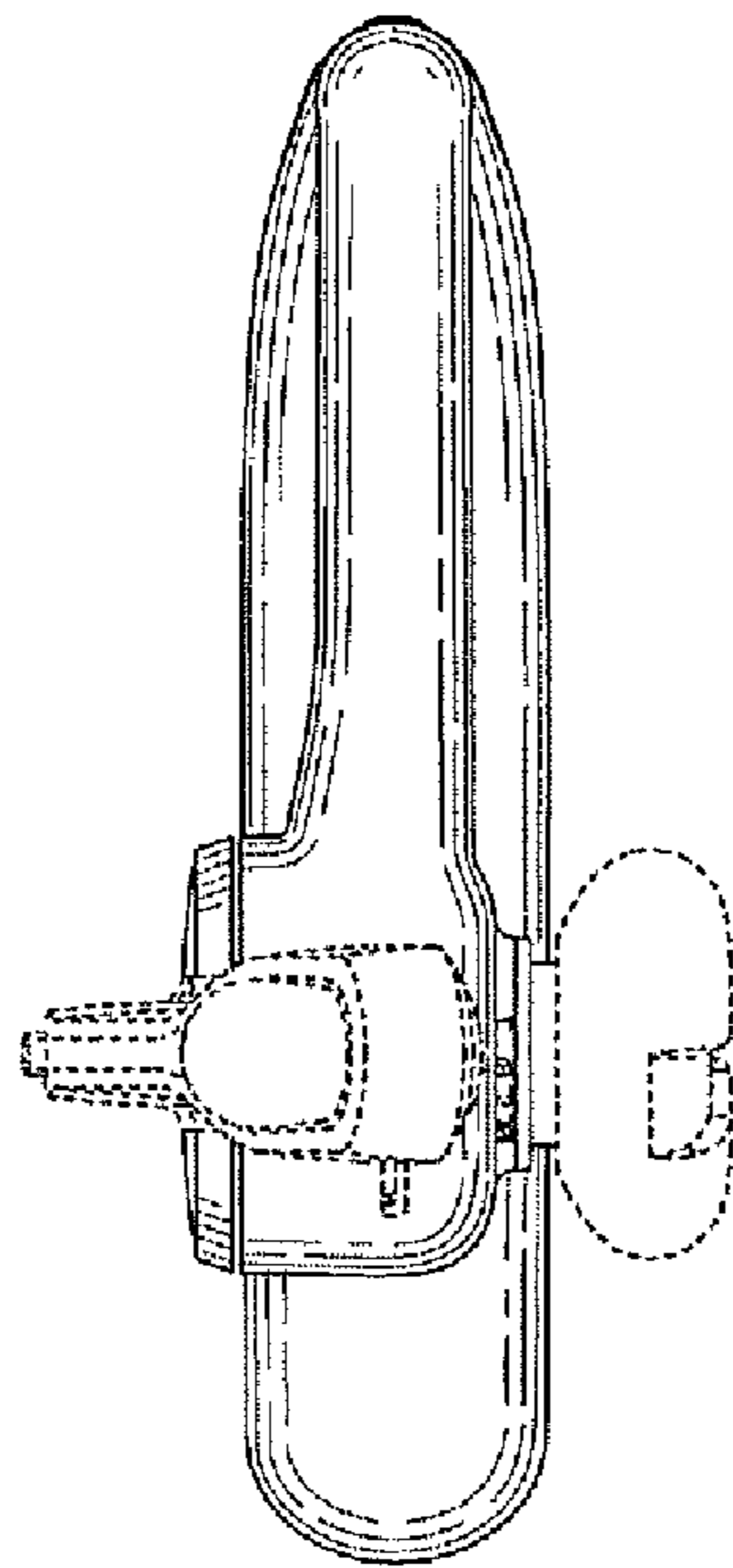
## U.S. PATENT DOCUMENTS

7,106,873	B1 *	9/2006	Harrison et al. ....	381/330	D539,266	S	3/2007	Bentley et al.	
D535,980	S *	1/2007	Bentley et al. ....	D14/225	D581,900	S *	12/2008	Caddes et al. ....	D14/206
D537,815	S *	3/2007	Bentley et al. ....	D14/225	D584,719	S *	1/2009	Brennwald ....	D14/223

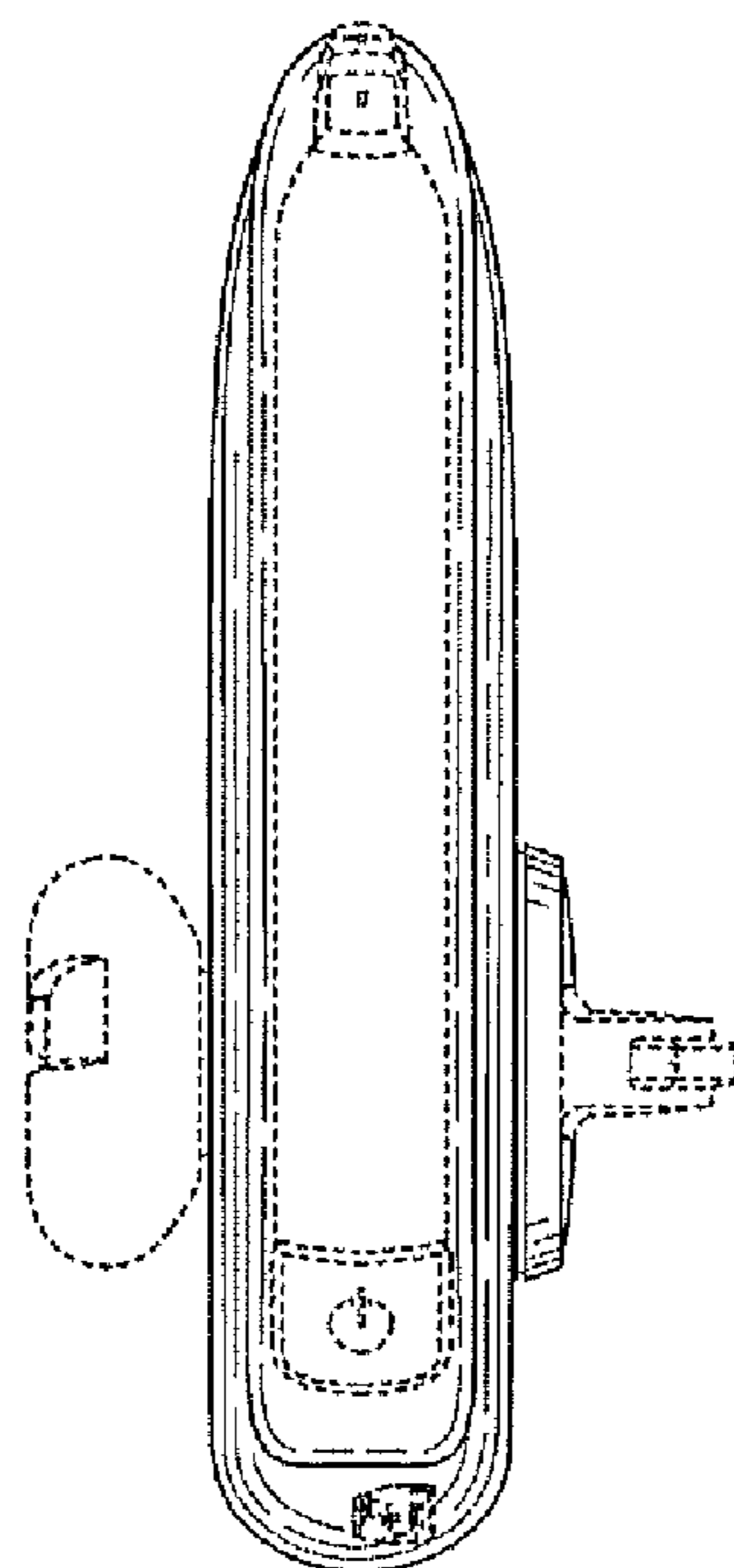
\* cited by examiner



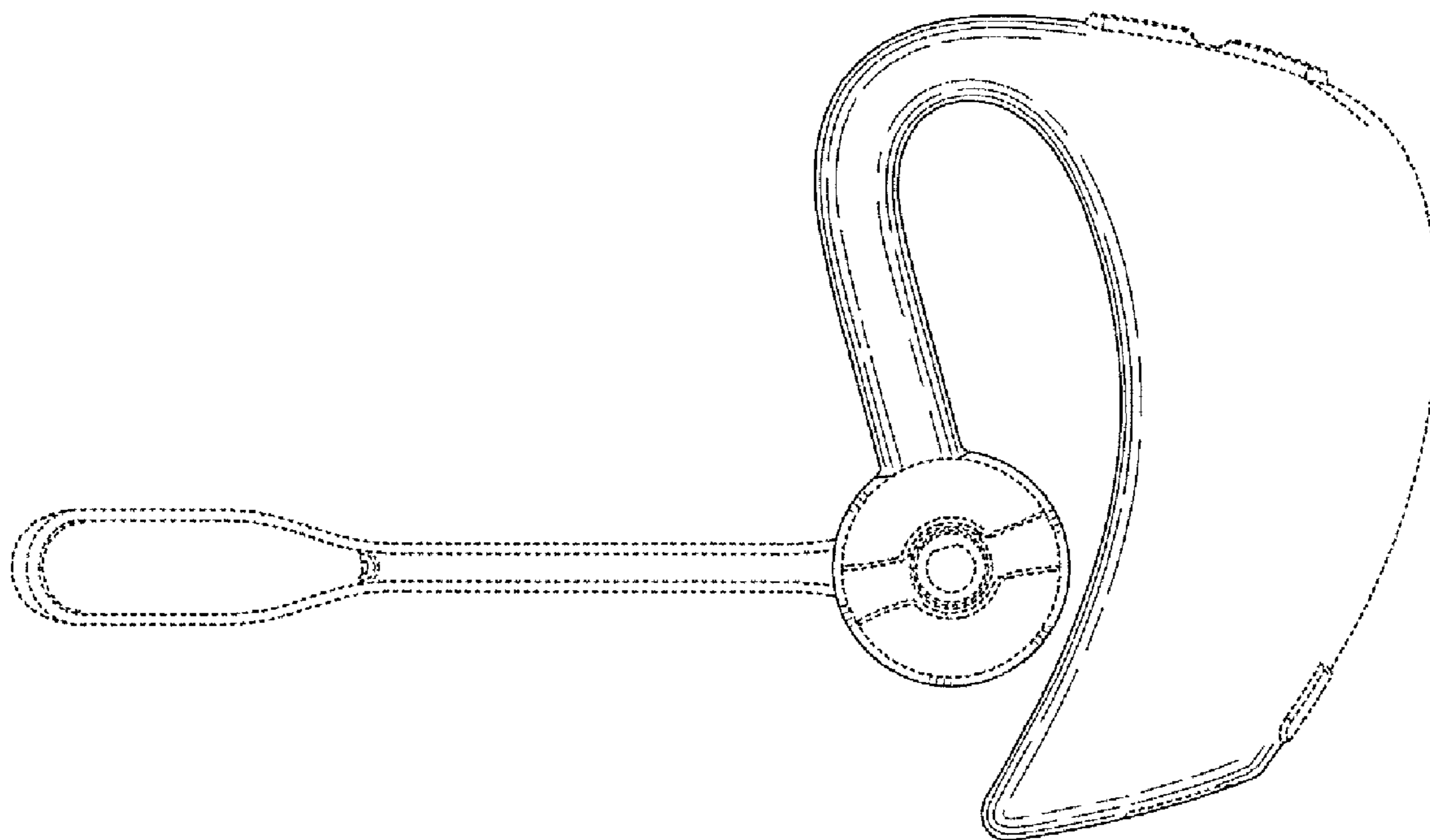
**FIG. 1**



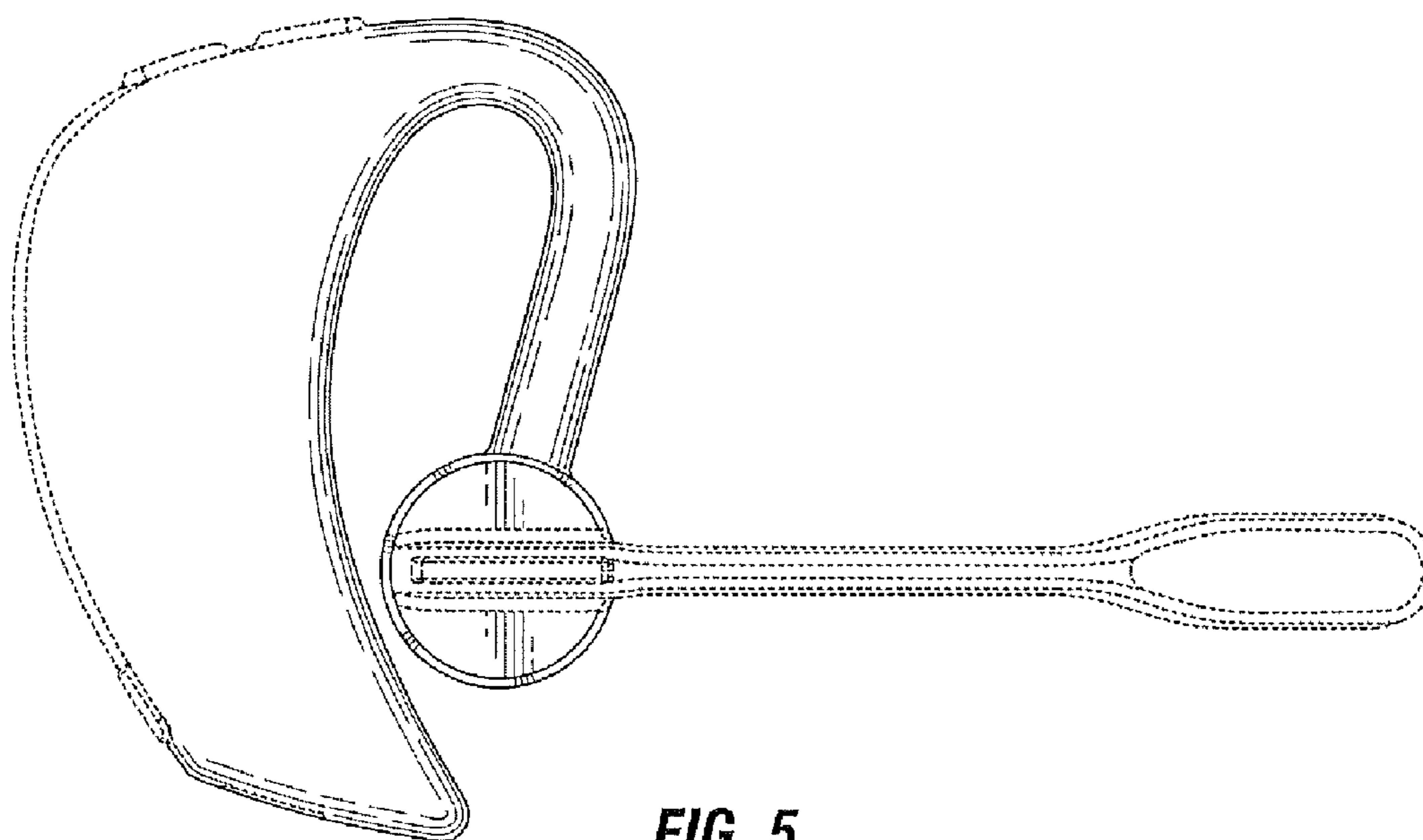
**FIG. 2**



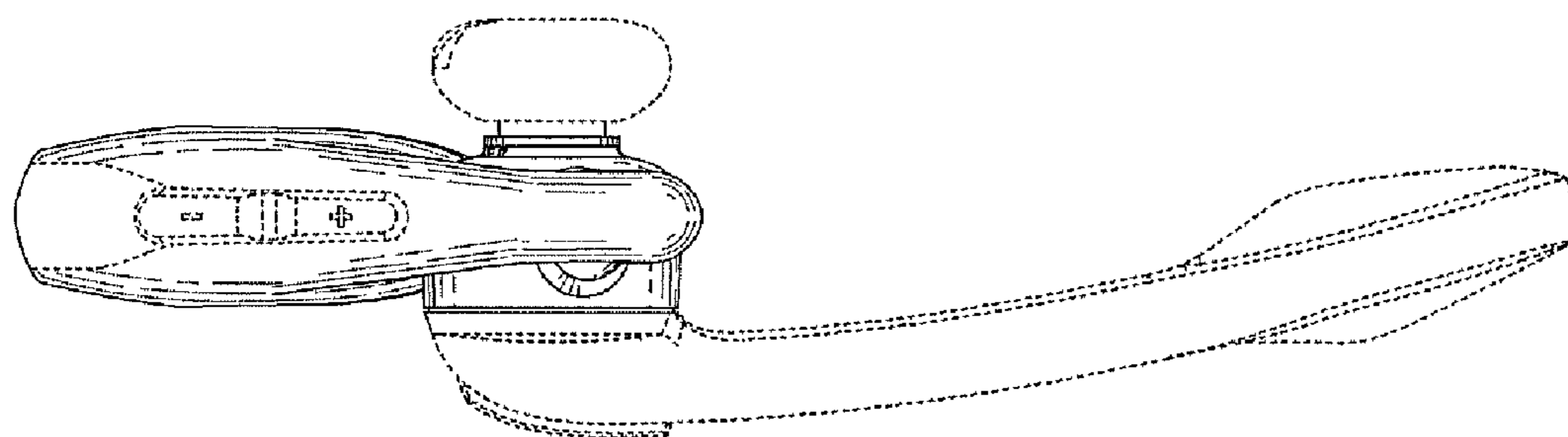
**FIG. 3**



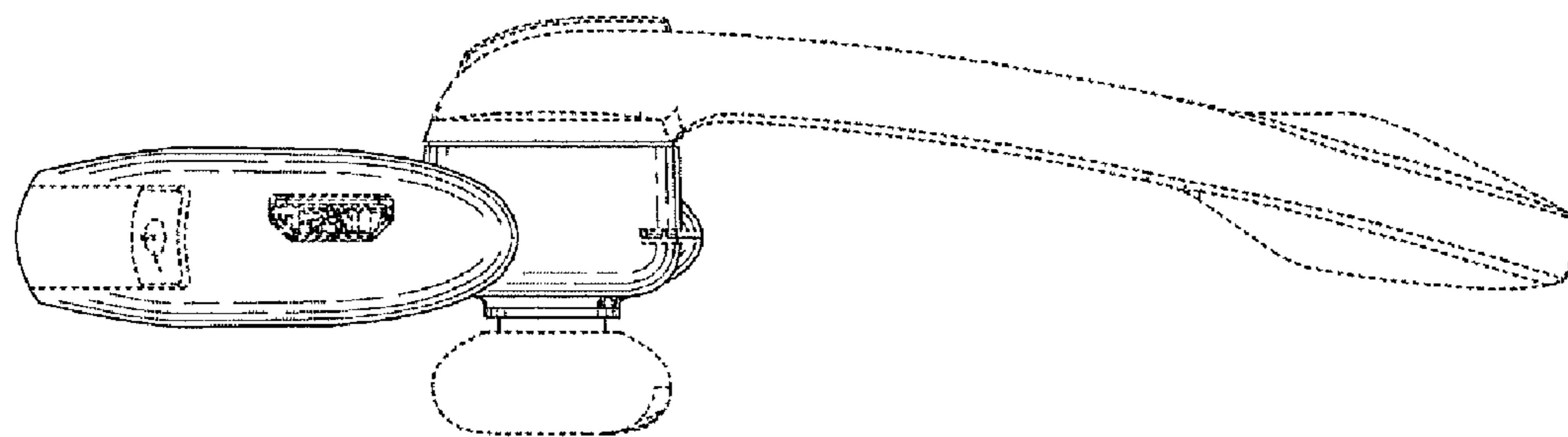
**FIG. 4**



**FIG. 5**



**FIG. 6**



**FIG. 7**