



US00D612818S

(12) **United States Design Patent**
Lents, Jr.

(10) **Patent No.:** **US D612,818 S**
(45) **Date of Patent:** **** Mar. 30, 2010**

(54) **TELEVISION SCREEN PROTECTOR**

(76) **Inventor:** **Floyd L. Lents, Jr.**, 2562 Barkwood Dr.,
Sheffield Village, OH (US) 44054

(**) **Term:** **14 Years**

(21) **Appl. No.:** **29/323,332**

(22) **Filed:** **Aug. 22, 2008**

(51) **LOC (9) Cl.** **14-03**

(52) **U.S. Cl.** **D14/125**

(58) **Field of Classification Search** D6/300-314,
D6/432, 444; 40/700; D19/52; D14/125-129,
D14/239, 371-376, 432, 448, 449, 450, 496;
348/818, 823, 836; 359/609, 738; 361/220,
361/681

See application file for complete search history.

(56) **References Cited**

U.S. PATENT DOCUMENTS

4,907,090	A	3/1990	Ananian	
5,227,916	A *	7/1993	Theirl et al.	359/609
5,592,241	A	1/1997	Kita et al.	
5,797,570	A *	8/1998	Dolan et al.	248/205.3
5,971,548	A *	10/1999	Hung	359/609
6,750,922	B1	6/2004	Benning	
D504,899	S *	5/2005	Ellis et al.	D14/450
6,967,635	B2 *	11/2005	Hung	345/32
D514,114	S *	1/2006	Cochard	D14/450
D532,413	S *	11/2006	Goldstein	D14/239

7,495,846	B1 *	2/2009	Kappel	359/802
D594,236	S *	6/2009	Sidiropoulos	D6/300
2007/0030633	A1 *	2/2007	Tseng	361/681
2008/0030631	A1 *	2/2008	Gallagher	348/818

* cited by examiner

Primary Examiner—Raphael Barkai

Assistant Examiner—Randall H Gholson

(74) *Attorney, Agent, or Firm*—Crossley Patent Law; Mark A. Crossley

(57) **CLAIM**

The ornamental design for a television screen protector, as shown and described.

DESCRIPTION

FIG. 1 is a front elevation view of a television screen protector showing our new design;

FIG. 2 is a rear elevation view thereof;

FIG. 3 is a right side view thereof; the left side being a mirror image of the shown.

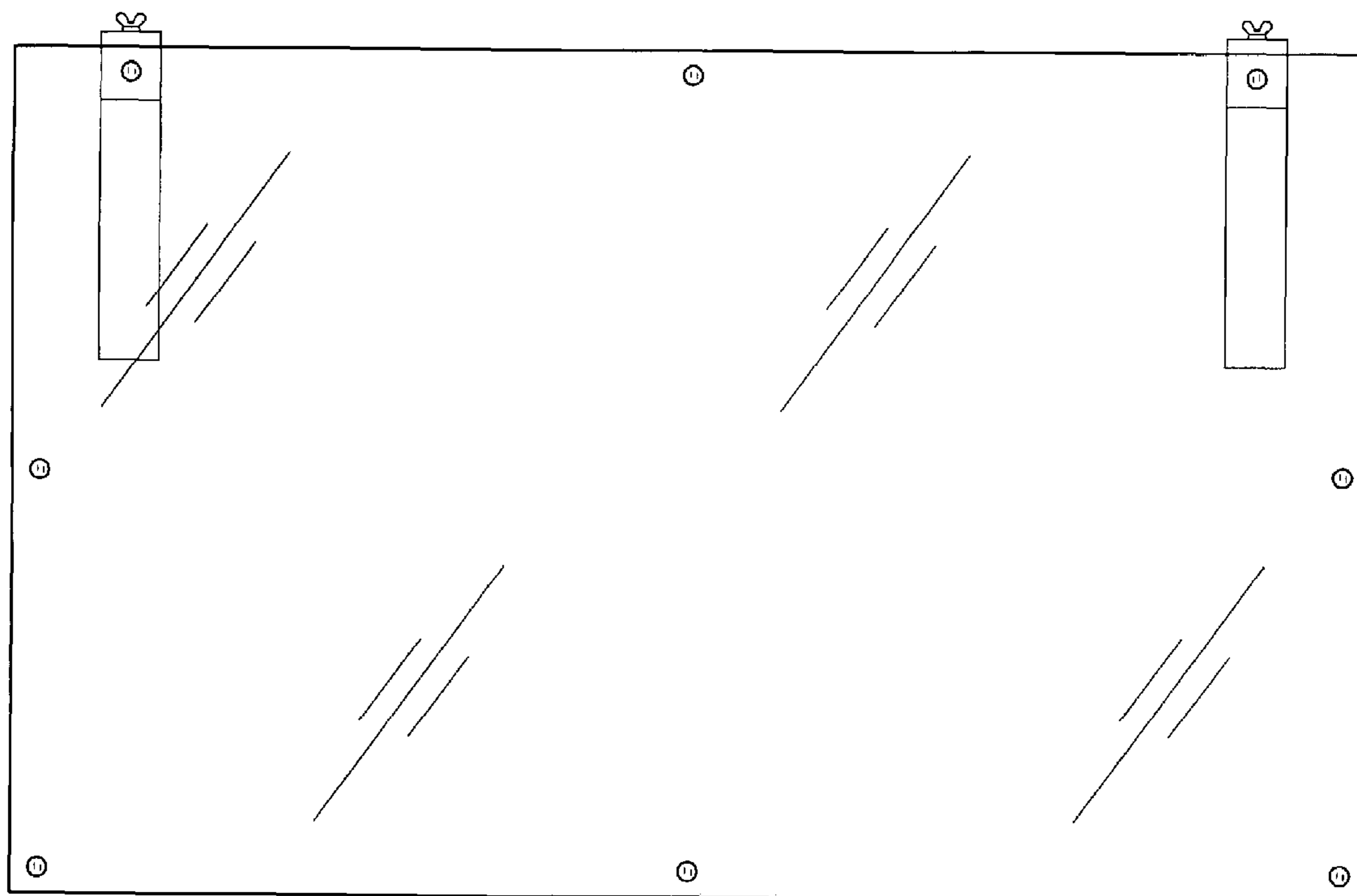
FIG. 4 is a top plan view thereof;

FIG. 5 is a bottom plan view thereof; and,

FIG. 6 is an isometric view thereof.

The broken lines shown in FIG. 6 are for illustrative purposes only and form no part of the claimed design.

1 Claim, 5 Drawing Sheets



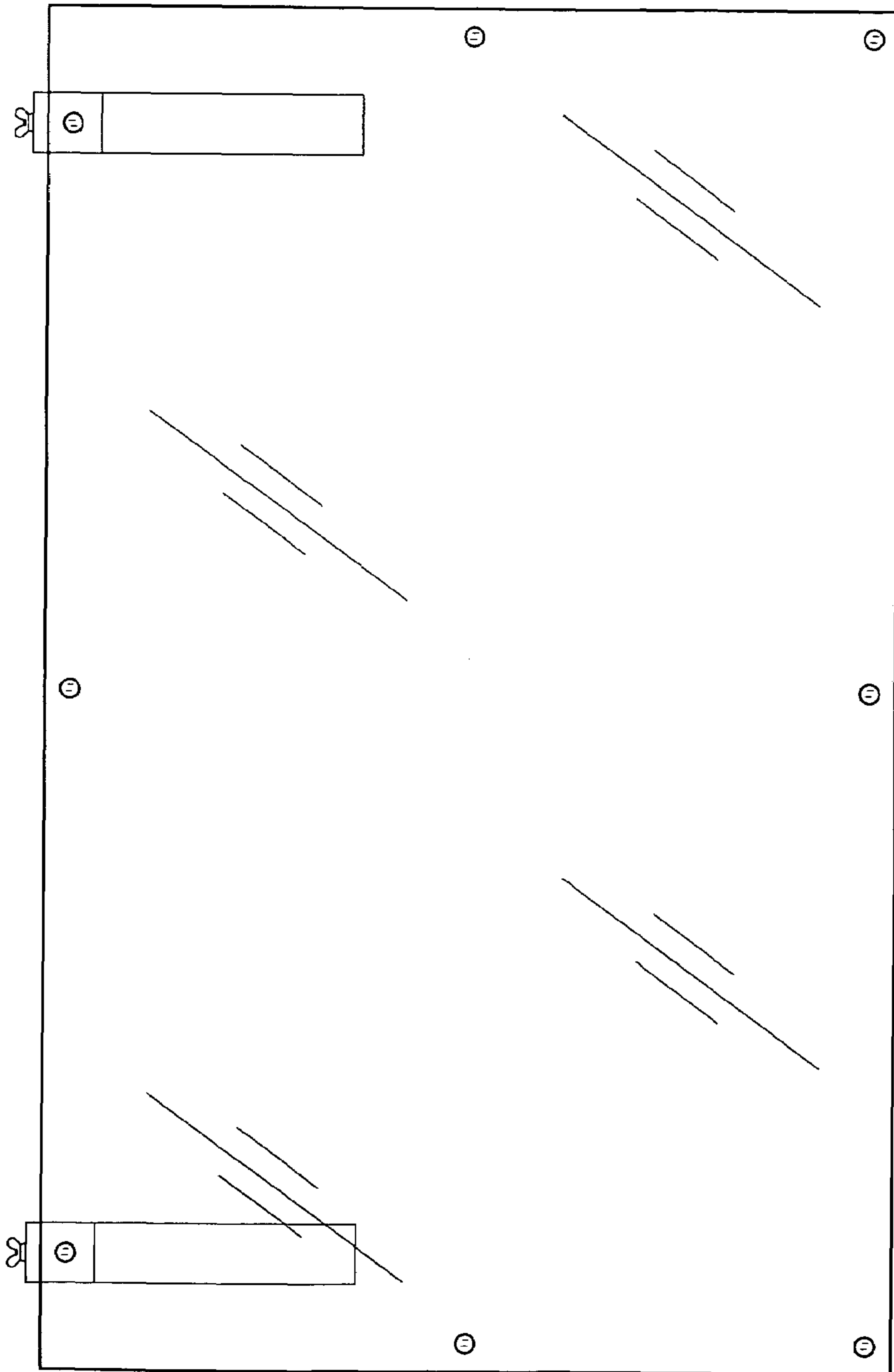


FIG. 1

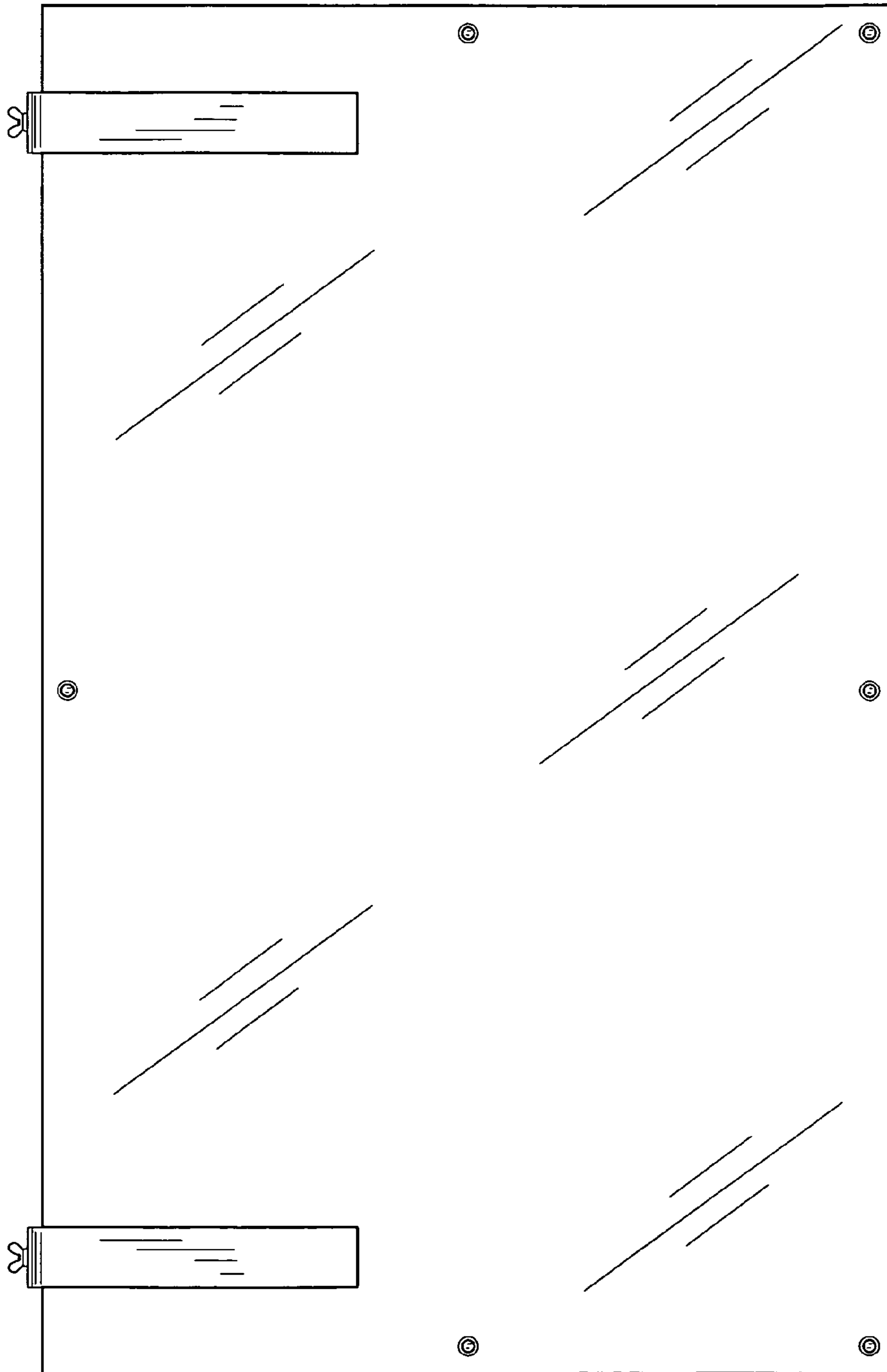


FIG. 2

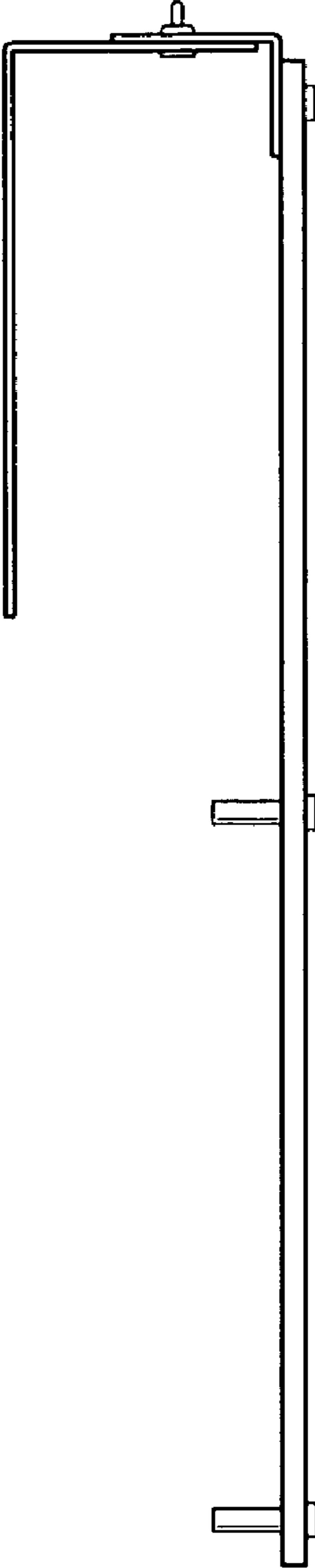


FIG. 3

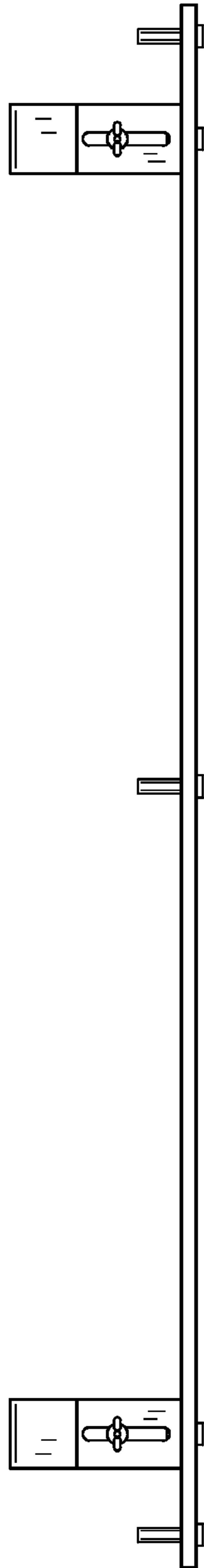


FIG. 4

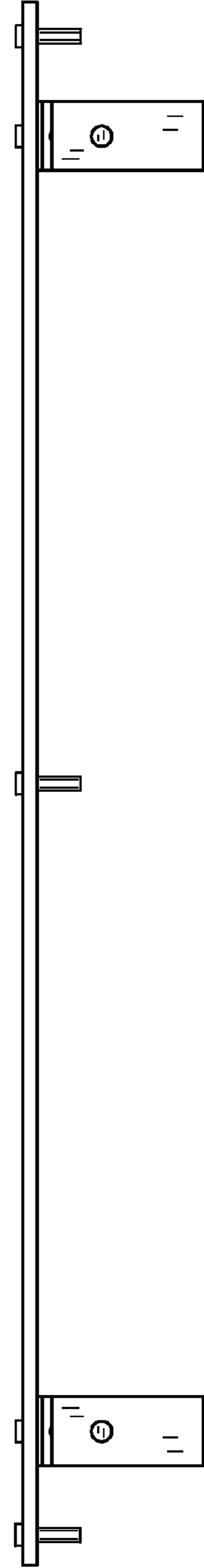


FIG. 5

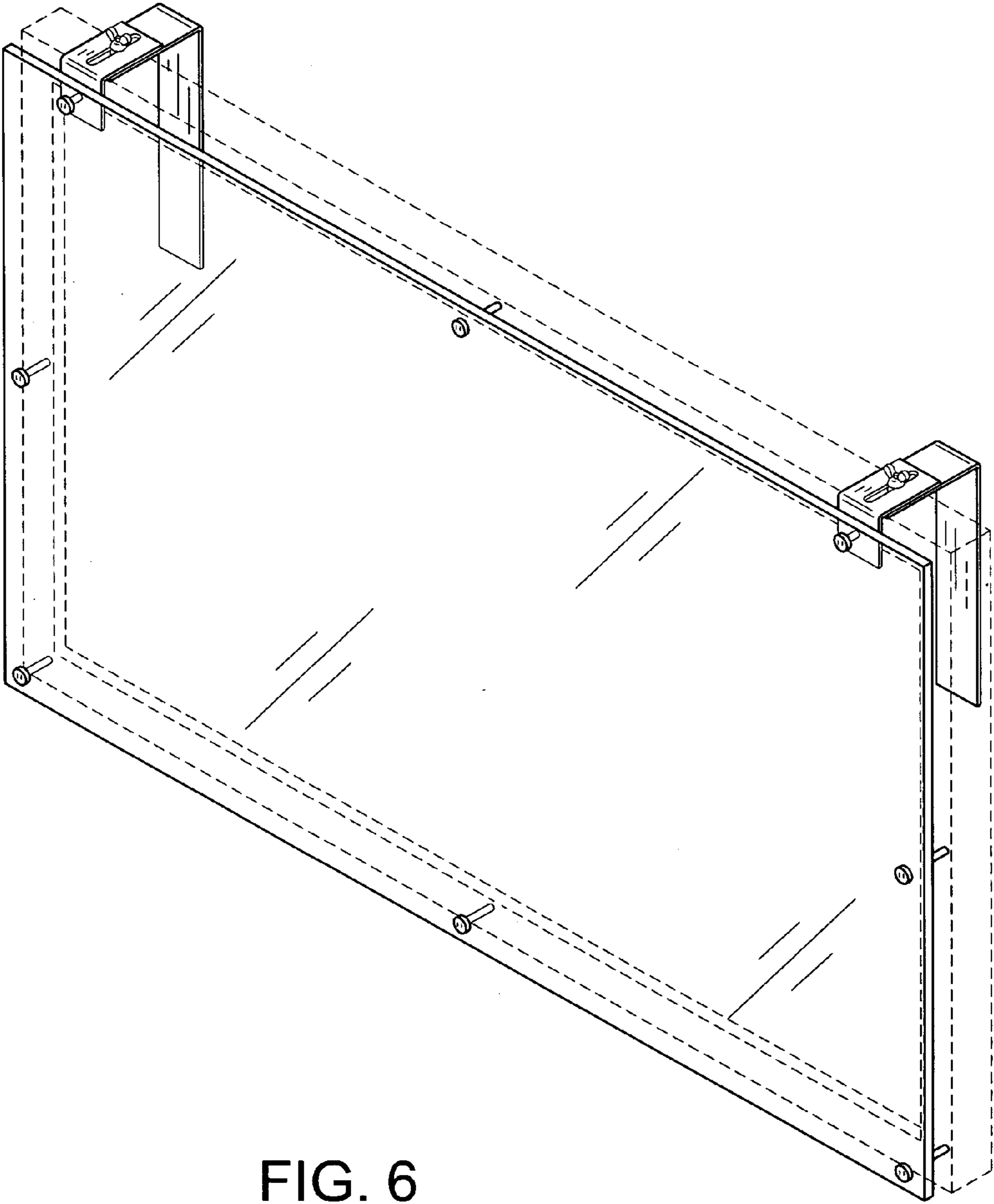


FIG. 6