



US00D612801S

(12) **United States Design Patent**
Scheifele

(10) **Patent No.:** **US D612,801 S**
(45) **Date of Patent:** **** Mar. 30, 2010**

(54) **TIRE TREAD**

(75) Inventor: **Kevin E. Scheifele**, Atwater, OH (US)

(73) Assignee: **Bridgestone Americas Tire Operations, LLC**

(**) Term: **14 Years**

(21) Appl. No.: **29/351,174**

(22) Filed: **Dec. 1, 2009**

(51) **LOC (9) Cl.** **12-15**

(52) **U.S. Cl.** **D12/588**

(58) **Field of Classification Search** D12/568–603,
D12/551–556, 900–901; 152/209.1, 209.8–209.19,
152/209.25–209.28, DIG. 3
See application file for complete search history.

(56) **References Cited**

U.S. PATENT DOCUMENTS

4,282,915 A	8/1981	Fontaine	
D275,384 S	9/1984	Fontaine et al.	
D283,315 S	4/1986	Candiliotis	
D309,590 S	7/1990	Nakatani	
D316,690 S	5/1991	Tagashira	
D370,445 S	6/1996	Wakamatsu et al.	
D379,786 S *	6/1997	Brown et al.	D12/588
D379,788 S *	6/1997	Graas	D12/588
D389,790 S	1/1998	Himuro	
D395,855 S	7/1998	Horie et al.	
D397,650 S	9/1998	Himuro	
D436,900 S *	1/2001	Buresh et al.	D12/588
D451,865 S	12/2001	Clark et al.	
D454,834 S	3/2002	Saito et al.	
D455,394 S	4/2002	Lassan et al.	
D456,764 S	5/2002	Heinen et al.	
D456,769 S	5/2002	Dixon et al.	
D457,854 S	5/2002	Rayman	
D457,856 S	5/2002	Ochi	
D458,213 S	6/2002	Guspodin	
D458,899 S	6/2002	Nopper et al.	
D460,406 S	7/2002	Guspodin	
D462,314 S *	9/2002	Regallis et al.	D12/588
D464,314 S	10/2002	Godin	

D471,149 S	3/2003	Endo et al.	
D472,203 S	3/2003	Endo et al.	
D473,513 S *	4/2003	Welbes	D12/588
D475,009 S	5/2003	Ochi	
D477,565 S	7/2003	Terver et al.	
D481,668 S	11/2003	Hanna	
D481,991 S	11/2003	Graas et al.	
D482,322 S	11/2003	Hiroko	
D483,322 S	12/2003	Knowles et al.	
D484,091 S	12/2003	Okamoto	
D484,846 S	1/2004	Graas	

(Continued)

Primary Examiner—Stacia Cadmus
(74) *Attorney, Agent, or Firm*—Thomas R. Kingsbury

(57) **CLAIM**

The ornamental design for a tire tread, as shown and described.

DESCRIPTION

FIG. 1 is a side perspective view of a tire tread showing my new design, it being understood that the tread pattern is repeated throughout the circumference of the tire tread, the opposite side being the same as that shown;

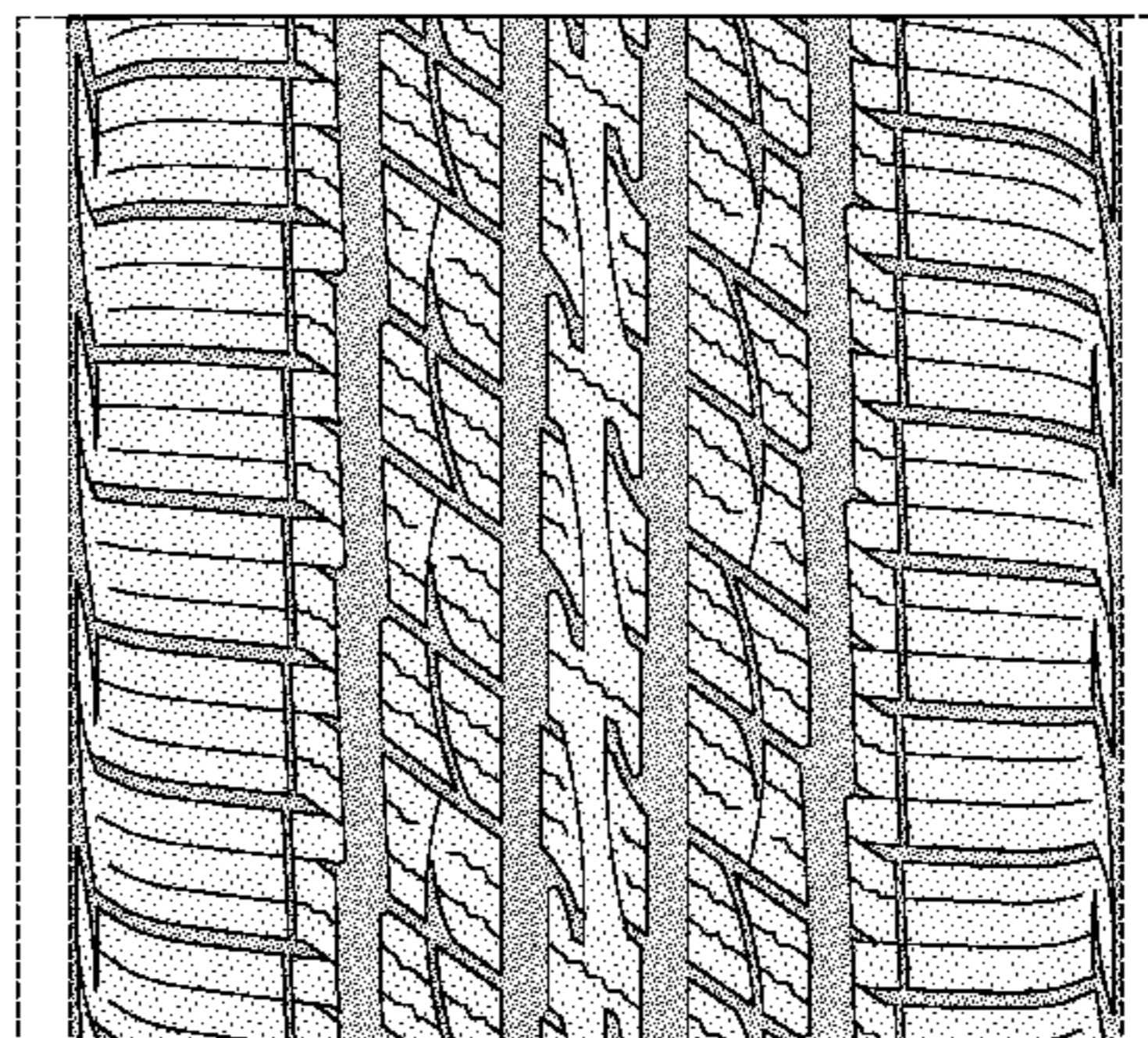

FIG. 2 is a front elevational view thereof, the opposite side being identical thereto;

FIG. 3 is a side elevational view of the right side thereof, the opposite side being identical thereto; and,

FIG. 4 is an enlarged fragmentary front elevational view thereof.

The broken lines defining the sidewall, inner bead, and the peripheral boundary between the claimed tire tread and the sidewall depict environmental subject matter that forms no part of the claimed design.

1 Claim, 4 Drawing Sheets



US D612,801 S

Page 2

U.S. PATENT DOCUMENTS					
D485,232 S	1/2004	Nakamura	D515,498 S *	2/2006	Dumigan D12/588
D491,133 S	6/2004	Tahira	D516,997 S	3/2006	Furusawa et al.
D491,134 S	6/2004	Brayer et al.	D526,955 S	8/2006	Heinen et al.
D491,881 S	6/2004	Ebiko et al.	D527,338 S	8/2006	Suzuki
D491,882 S	6/2004	Williams	D530,263 S	10/2006	Creech et al.
D497,144 S	10/2004	Lassan et al.	D531,112 S	10/2006	Williams
D498,206 S	11/2004	Cazin-Bourguignon et al.	D531,114 S	10/2006	Dixon et al.
D499,696 S	12/2004	Itagaki	D534,482 S	1/2007	Schmalix et al.
D500,012 S	12/2004	Lassan et al.	D534,485 S	1/2007	Nakamura
D500,286 S	12/2004	Leynaert et al.	D535,611 S *	1/2007	Sundkvist et al. D12/588
D502,443 S	3/2005	Kuramochi et al.	D539,213 S	3/2007	Taylor et al.
D503,145 S *	3/2005	Labbe et al. D12/588	D551,160 S	9/2007	Hutz et al.
D504,106 S	4/2005	de Briey-Terlinden et al.	D557,656 S *	12/2007	Iwabuchi D12/587
D504,390 S	4/2005	Kindig	D558,135 S	12/2007	Miyasaka
D507,521 S	7/2005	Williams et al.	D560,599 S *	1/2008	Dixon et al. D12/587
D510,903 S	10/2005	Kuramochi et al.	D572,187 S	7/2008	Himuro
D510,904 S	10/2005	Saito	D574,765 S	8/2008	Smith
D511,133 S	11/2005	Furusawa et al.	D578,059 S	10/2008	Fujita
D512,015 S	11/2005	Landers et al.	D583,755 S	12/2008	Takahashi
D512,958 S	12/2005	Allison et al.	D585,362 S	1/2009	Honda
D512,960 S	12/2005	Graas et al.	D592,128 S	5/2009	Lee
D514,059 S	1/2006	Dixon	D595,219 S	6/2009	Yamakawa et al.
D514,502 S	2/2006	Oliver	D596,558 S	7/2009	de Briey-Terlinden
			D601,084 S *	9/2009	Park et al. D12/588

* cited by examiner

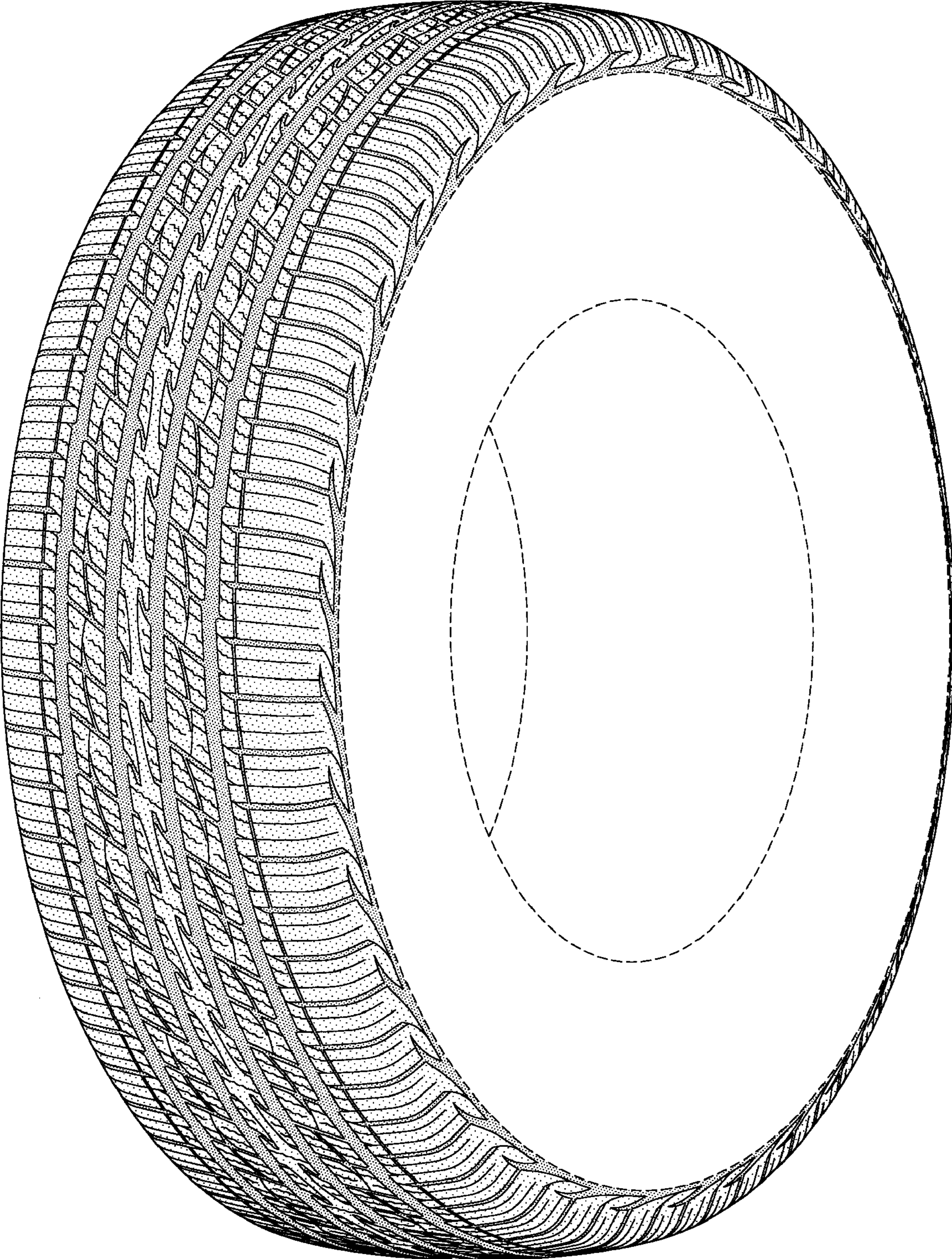


FIG-1




FIG-2

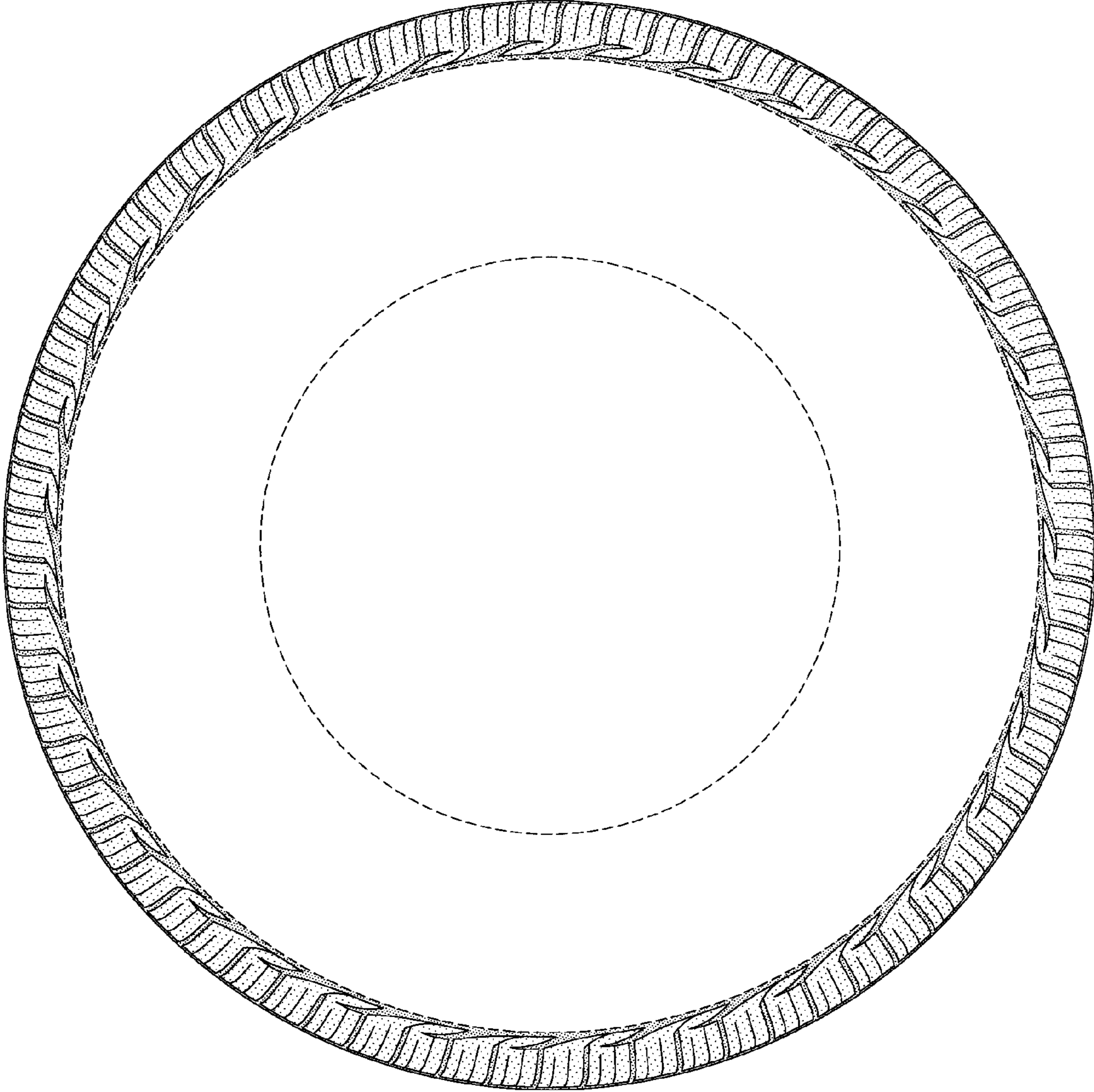


FIG-3




FIG-4