



US00D612799S

(12) **United States Design Patent**  
**Wallet et al.**

(10) **Patent No.:** **US D612,799 S**  
(45) **Date of Patent:** **\*\* Mar. 30, 2010**

(54) **TIRE TREAD**

3,770,038 A \* 11/1973 Wolfe ..... 152/209.12  
3,844,326 A 10/1974 Verdier ..... 152/209.12

(75) Inventors: **Bill J. Wallet**, Marshallville, OH (US);  
**John J. Regallis**, Akron, OH (US);  
**Jeffrey D. Parker**, Akron, OH (US);  
**Nobuo Shimizu**, Saitama Prefecture  
(JP); **Andrew T. Miklic**, Akron, OH  
(US)

(Continued)

FOREIGN PATENT DOCUMENTS

DE 1009954 6/1957

(73) Assignee: **Bridgestone Americas Tire Operations, LLC**

(Continued)

(\*\*) Term: **14 Years**

OTHER PUBLICATIONS

(21) Appl. No.: **29/303,376**

Exhibit A is a brochure of Firestone entitled "Current Traction Field and Road", showing a tire currently sold by the assignee of the present invention for irrigation tire purposes. (undated).

(22) Filed: **Feb. 7, 2008**

(Continued)

(51) **LOC (9) Cl.** ..... **12-15**

(52) **U.S. Cl.** ..... **D12/579**

(58) **Field of Classification Search** ..... D12/568-603,  
D12/605, 543, 549; 152/209.1, 209.8, 209.9,  
152/209.25, 209.12, 209.18, 209.19

*Primary Examiner*—Caron Veynar  
*Assistant Examiner*—George D Kirschbaum  
(74) *Attorney, Agent, or Firm*—Thomas R. Kingsbury

See application file for complete search history.

(57) **CLAIM**

(56) **References Cited**

The ornamental design for a tire tread, as shown and described.

U.S. PATENT DOCUMENTS

**DESCRIPTION**

D57,340 S	3/1921	Hudson	
D57,878 S *	5/1921	Gibson	D12/577
1,460,247 A *	6/1923	Johnson	152/209.15
D64,632 S	5/1924	Grubb	
D85,055 S	9/1931	Reichard	
D99,597 S	5/1936	Caldwell	
D104,503 S	5/1937	Partenheimer	
D155,065 S	9/1949	Bete	D90/20
D168,675 S	1/1953	Custer	D90/20
2,626,649 A	1/1953	Eiler et al.	152/209.12
D169,835 S	6/1953	Billingsley	D90/20
D170,873 S	11/1953	Kaufman	D90/20
3,155,436 A	11/1964	Bonmartini	305/111
3,196,920 A *	7/1965	Fishman	152/209.22
D211,552 S	6/1968	Cvengros	D90/20
3,457,981 A	7/1969	Verdier	152/209
3,603,370 A	9/1971	Hylbert et al.	152/209
D225,041 S	10/1972	Marick	D90/20

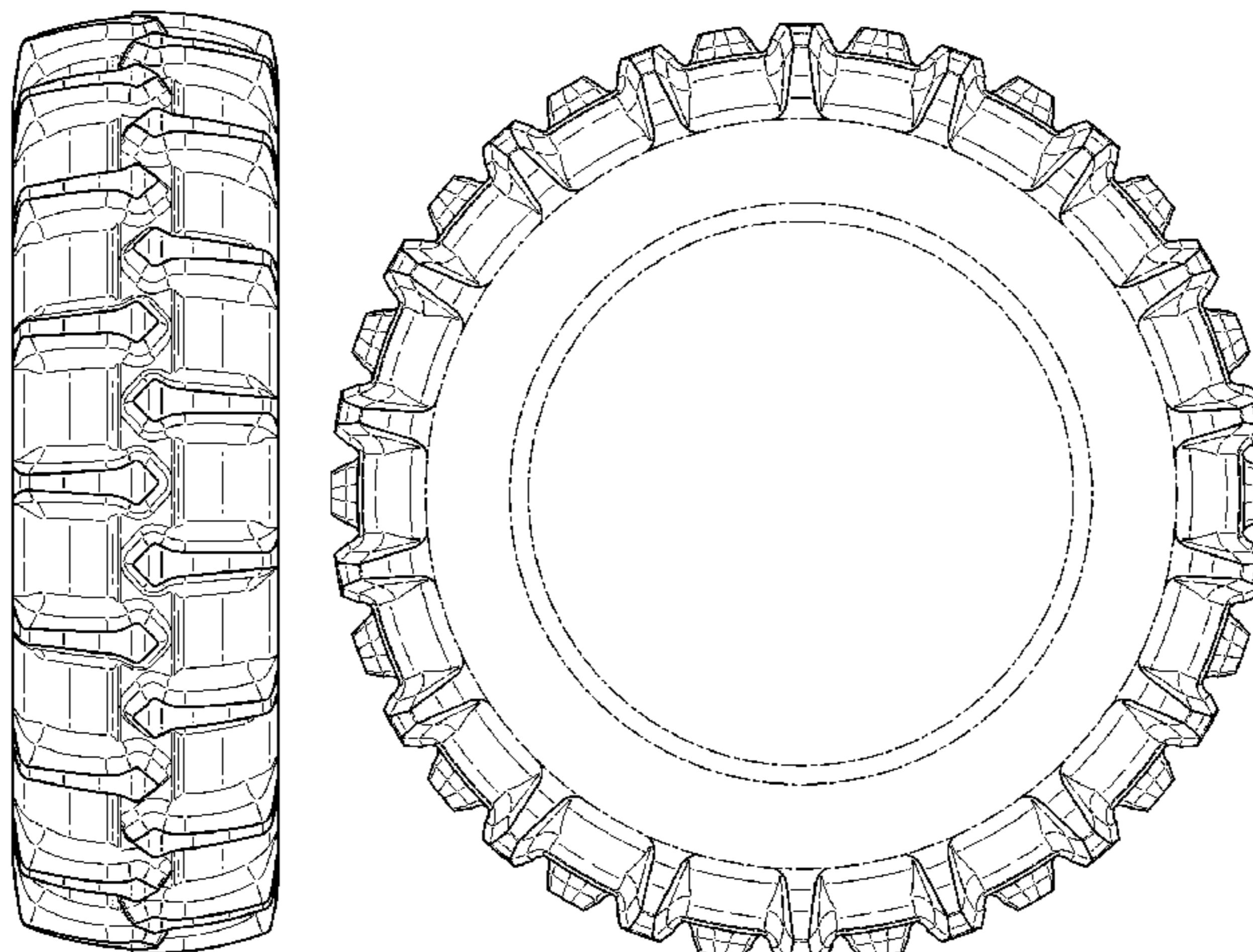
FIG. 1 is a front elevational view of a tire tread showing our new design, it being understood that the tread pattern is repeated throughout the circumference of the tire tread, the opposite side being the same as that shown;

FIG. 2 is a right side elevation view thereof; the opposite side elevational view being identical thereto; and,

FIG. 3 is a right side perspective view thereof.

In FIGS. 1-3, the broken lines defining the sidewall and inner bead depict environmental subject matter that forms no part of the claimed design.

**1 Claim, 3 Drawing Sheets**



U.S. PATENT DOCUMENTS

3,939,890	A	2/1976	Abe	152/209
3,945,871	A	3/1976	Schelkmann	156/212
4,186,788	A	2/1980	Pommier	152/209
D256,008	S	7/1980	Menin	D12/147
D260,872	S	9/1981	Wright et al.	D12/146
D274,232	S	6/1984	Kohno et al.	D12/146
4,534,392	A *	8/1985	Bonko et al.	152/209.12
4,574,857	A	3/1986	Beeghly et al.	152/209
4,611,647	A	9/1986	Rimondi	152/209
D288,426	S	2/1987	Konishi et al.	D12/147
4,687,261	A	8/1987	Atkin	305/111
4,727,917	A *	3/1988	Stewart	152/209.12
4,791,971	A *	12/1988	Shinn	152/209.12
D303,365	S	9/1989	Bonko	D12/151
D303,366	S	9/1989	Bonko	D12/151
D303,367	S	9/1989	Bonko et al.	D12/151
D303,779	S	10/1989	Bonko	D12/151
D304,320	S	10/1989	Bonko	D12/151
4,881,586	A	11/1989	Shinomiya	152/209.12
D309,125	S	7/1990	Bonko et al.	D12/151
D315,126	S	3/1991	Baus	D12/146
5,010,935	A	4/1991	Bonko et al.	152/209
D317,144	S	5/1991	Fujiki	D12/138
5,056,573	A	10/1991	OxBrien et al.	152/209
D333,453	S	2/1993	Cook et al.	D12/147
5,188,683	A	2/1993	Bonko	152/209
5,279,378	A	1/1994	Grawey et al.	180/9.21
5,337,816	A	8/1994	Bonko et al.	152/209
5,363,936	A	11/1994	Grawey et al.	305/111
5,407,005	A	4/1995	Consolacion et al.	152/209
5,421,388	A	6/1995	Bonko et al.	152/209
5,464,050	A	11/1995	Bonko	152/209
D367,448	S	2/1996	Baus et al.	D12/146
D367,631	S	3/1996	Bonko	D12/147
D383,426	S	9/1997	Guidry	D12/151
D385,519	S	10/1997	de Briey-Terlinden et al.	D12/147
D390,178	S	2/1998	Maxwell	D12/151
5,733,393	A	3/1998	Hubbell et al.	152/209
5,733,394	A	3/1998	Baus et al.	152/209
D400,141	S	10/1998	Maxwell	D12/149
D403,284	S	12/1998	Le	D12/151
5,843,248	A	12/1998	Baus et al.	152/209
5,901,765	A	5/1999	Bonko	152/209
D412,302	S	7/1999	Rayman et al.	D12/146
D413,557	S *	9/1999	Bonko	D12/579
6,209,602	B1	4/2001	Bonko	152/209
D444,110	S	6/2001	Umstot et al.	D12/151
6,250,353	B1	6/2001	Maxwell	152/209
6,263,933	B1	7/2001	Baus	152/209.12
D450,020	S *	11/2001	Takagi	D12/579
6,311,752	B1	11/2001	Hojo	152/541

6,386,652	B1	5/2002	Bonko	305/115
6,450,221	B1	9/2002	Bonko	152/209.12
6,530,405	B1	3/2003	Brown et al.	152/209.16
6,536,490	B2	3/2003	Rooney	152/209.12
D488,769	S	4/2004	Guidry	D12/579
D499,066	S	11/2004	Covey	D12/579
D499,691	S	12/2004	Brown et al.	D12/569
D499,692	S	12/2004	Brown et al.	D12/570
D501,181	S	1/2005	Brown et al.	D12/569
D505,108	S	5/2005	Bonko et al.	D12/506
6,929,044	B1	8/2005	Rooney	152/209.12
2002/0157749	A1	10/2002	Neumann	152/209.22
2003/0024621	A1	2/2003	Neugebauer et al.	152/209.22
2004/0099359	A1	5/2004	Bonko	152/209.12
2005/0167020	A1	8/2005	Rooney	152/209.12

FOREIGN PATENT DOCUMENTS

WO	WO 98/33669	8/1998
----	-------------	--------

OTHER PUBLICATIONS

Exhibit B comprises four sheets of drawings entitled "Bridgestone Corporation AGS 650X100 C R25LM" showing a solid rubber non-directional tire. (undated).

Exhibit C1 comprises nine pages of photographs of a Firestone 67X34.00-25 Flotation 23 Deep Tread Logger Tire. This tire has directional lugs and has a central circumferential lug connecting the directional lugs. (undated).

Exhibit C2 is a brochure page describing the Firestone Flotation 23 Deep Tread Logger Tire of Exhibit C1. (undated).

Exhibit D1 is a photograph of a Firestone 16.9R28 Radial Champ Spade Grip Tire. This tire has directional lugs and has a central circumferential lug joining the angled directional lugs. (undated).

Exhibit D2 is a brochure describing the Firestone Radial Champ Spade Grip Tire of Exhibit D1. (undated).

Exhibit E is a photograph of a Firestone 18.4-38 Champ Spade Grip Tire. This tire has directional lugs with a central circumferential lug joining the directional lugs. (undated).

Exhibit F1 comprises two pages of photographs of a Firestone 5.00-15 Power Implement Tire having a non-directional lug pattern. (undated).

Exhibit F2 is a drawing of the Firestone 5.00-15 Power Implement Tire of Exhibit F1. (undated).

Exhibit F3 is a brochure describing Firestone Power Implement Tires with the tire depicted by A being the tire of Exhibits F1 and F2. (undated).

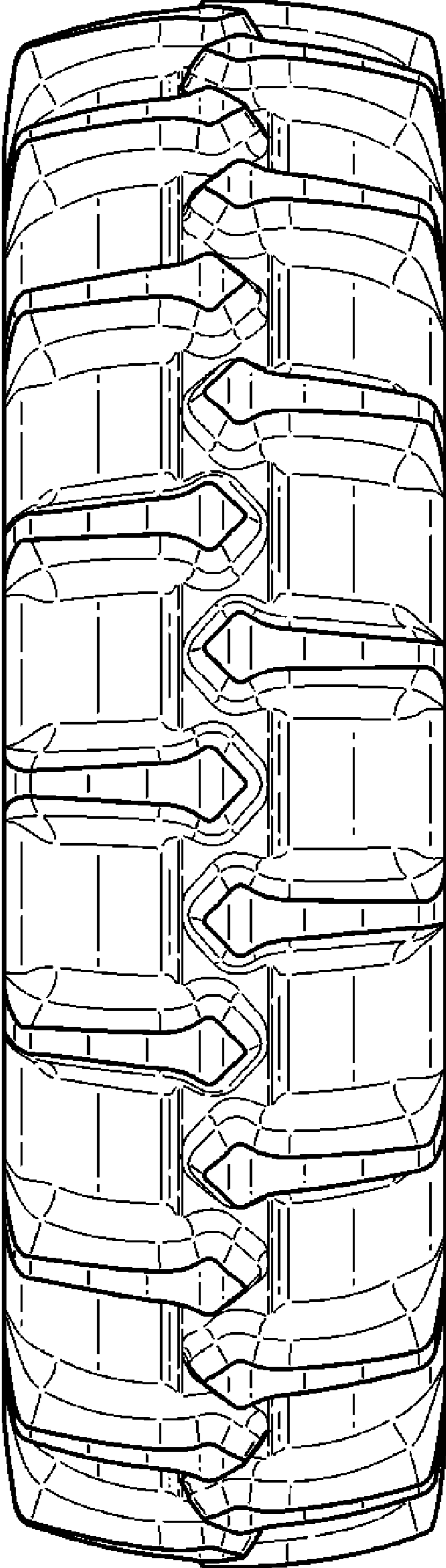
Exhibit G depicts two tires of interest: (1) Dico—Premium Wide Trac TL-N and (2) Dynastar—Industrial Deep Lug TT-N. (undated).

Exhibit H depicts one tire of interest: General—Deep Mine Lug (Industrial)(NHS). (undated).

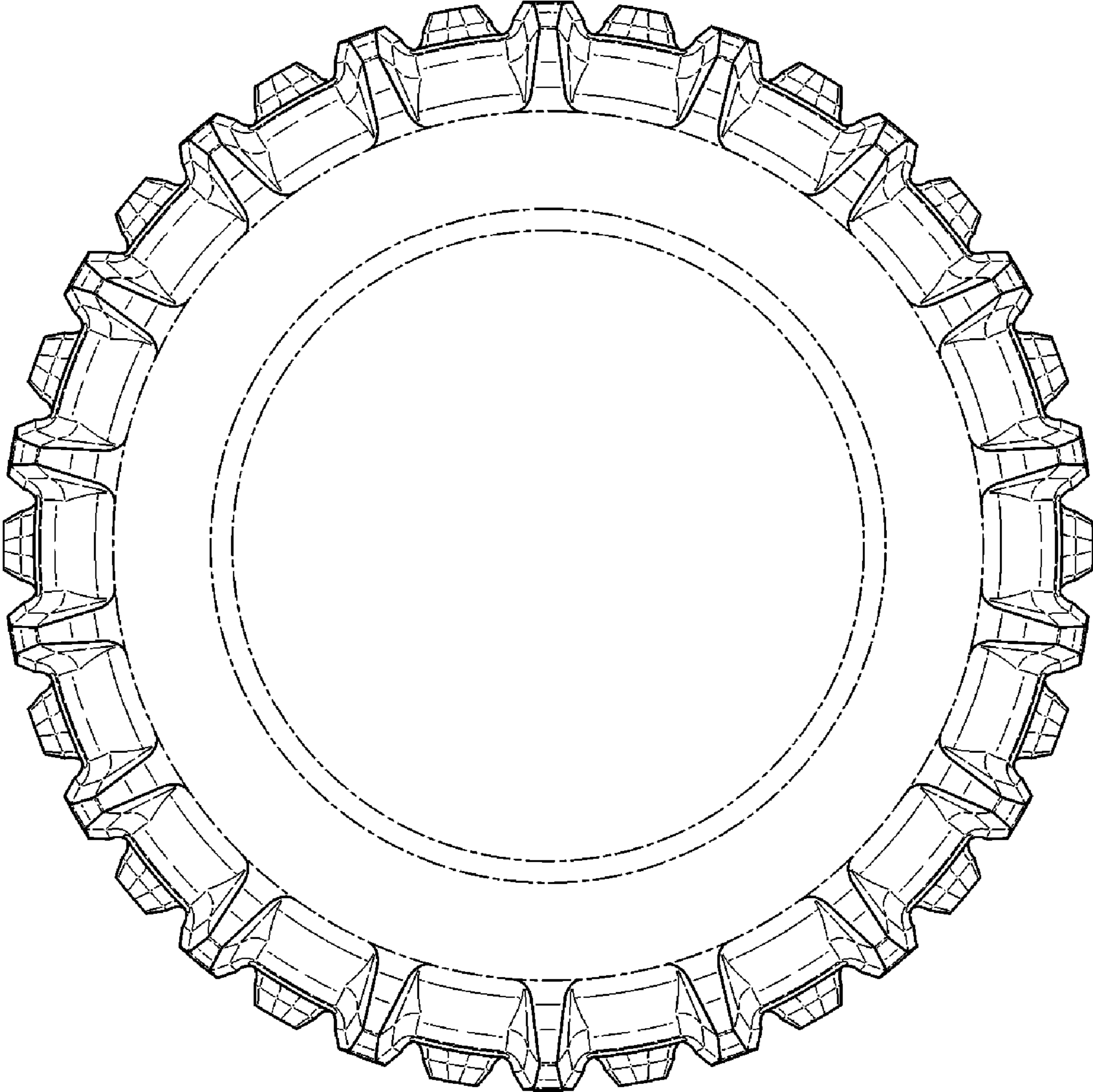
Exhibit I depicts one tire of interest: Toyo G-25EDT (E-4) TL-N. (undated).

\* cited by examiner

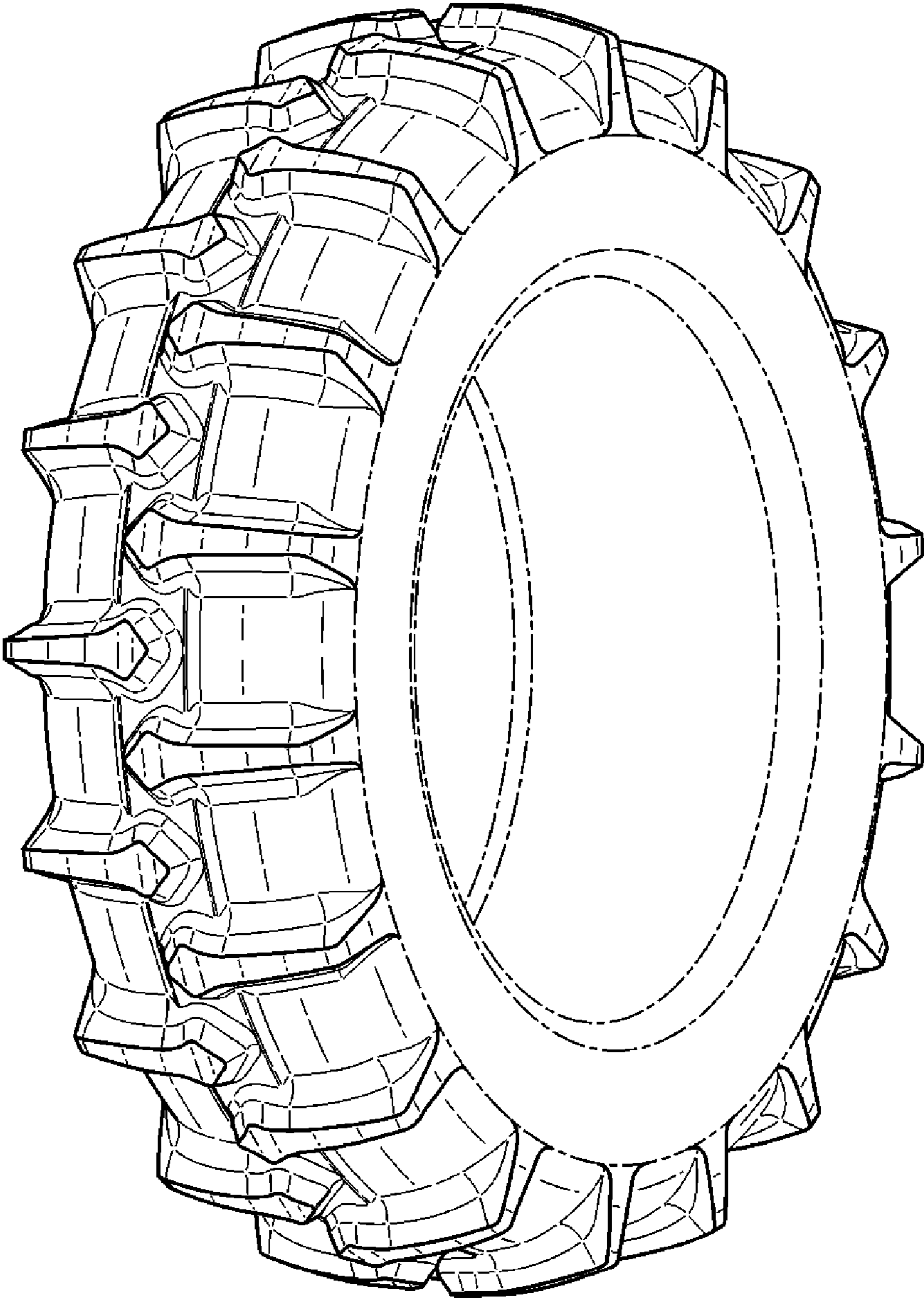




**FIG. 1**



**FIG. 2**



**FIG. 3**