



US00D612782S

(12) **United States Design Patent**  
**Johnson et al.**

(10) **Patent No.:** **US D612,782 S**  
(45) **Date of Patent:** **\*\* Mar. 30, 2010**

(54) **LICENSE PLATE FRAME**

D577,643 S \* 9/2008 Hu ..... D12/193  
D593,917 S \* 6/2009 Spencer et al. .... D12/193  
D595,199 S 6/2009 Hu ..... D12/193

(76) Inventors: **Kimberly A. Johnson**, 368 Skytrail Dr.,  
New Braunfels, TX (US) 78130;  
**Jaqueline Barr**, 4089 Nashville Dr.,  
Fayetteville, NC (US) 28306

**OTHER PUBLICATIONS**

U.S. Appl. No. 29/316,127, filed Aug. 26, 2009, Johnson et al.

(\*\*) Term: **14 Years**

\* cited by examiner

(21) Appl. No.: **29/316,503**

*Primary Examiner*—Stacia Cadmus  
(74) *Attorney, Agent, or Firm*—Wayne J. Colton, Inc.

(22) Filed: **Oct. 2, 2009**

(57) **CLAIM**

(51) **LOC (9) Cl.** ..... **12-16**

The ornamental design for a license plate frame, as shown and described.

(52) **U.S. Cl.** ..... **D12/193**

(58) **Field of Classification Search** ..... D12/193;  
D6/300-30, 310-314; 40/200-204, 207-214;  
362/497, 473, 327, 604; D20/13  
See application file for complete search history.

**DESCRIPTION**

FIG. 1 is a front perspective view of a license plate frame, showing our new design;

(56) **References Cited**

**U.S. PATENT DOCUMENTS**

D239,997 S 5/1976 Burin et al. .... D6/236  
D363,537 S 10/1995 Moody ..... D23/367  
D469,392 S 1/2003 Ohm et al. .... D12/193  
D488,418 S 4/2004 Russo ..... D12/193  
D566,025 S \* 4/2008 Hu ..... D12/193  
D576,531 S 9/2008 Block et al. .... D12/193

FIG. 2 is a rear perspective view thereof;

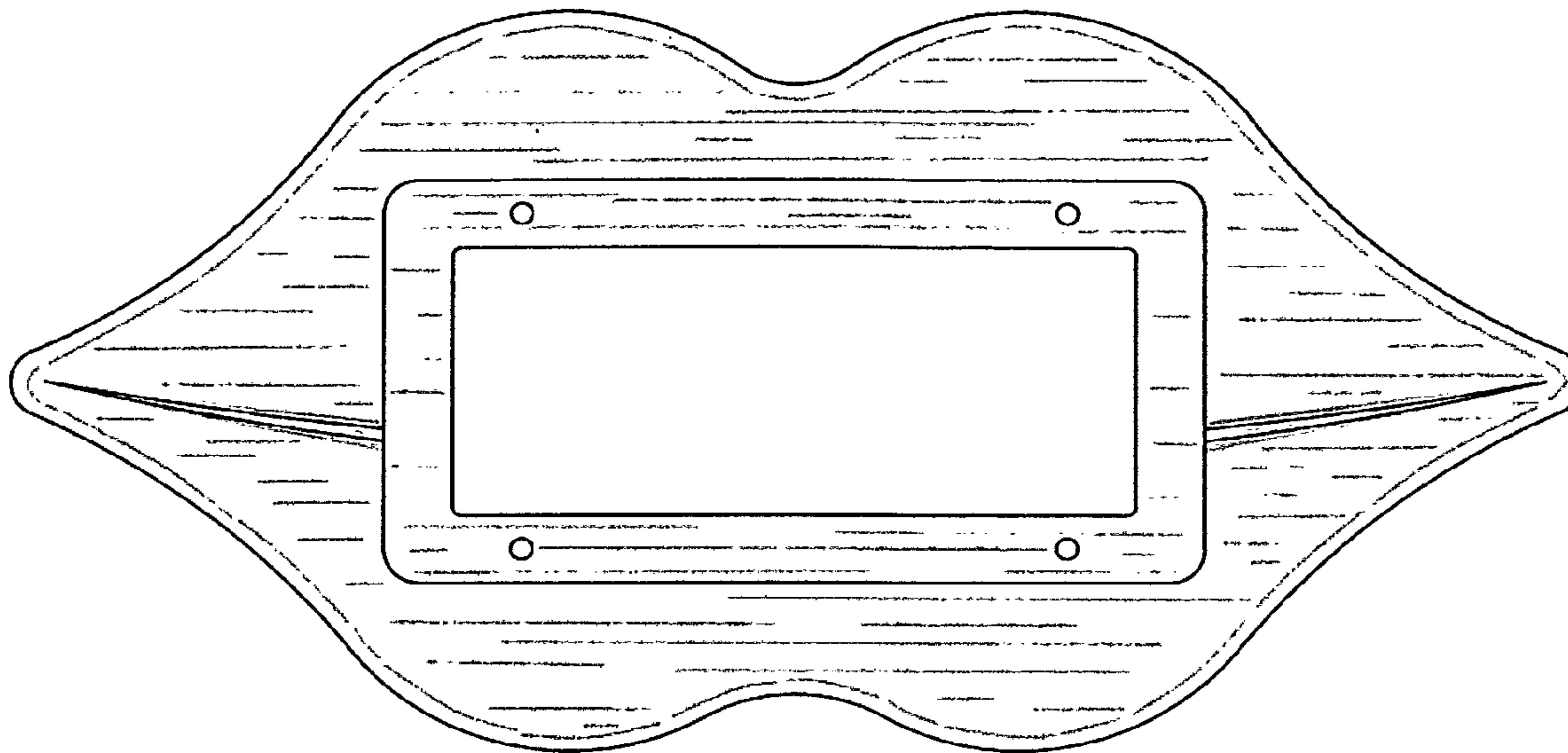
FIG. 3 is a front face elevational view thereof;

FIG. 4 is a rear face elevational view thereof;

FIG. 5 is a top plan view thereof; and,

FIG. 6 is a left side elevational view thereof.

**1 Claim, 3 Drawing Sheets**






Figure 1




Figure 2

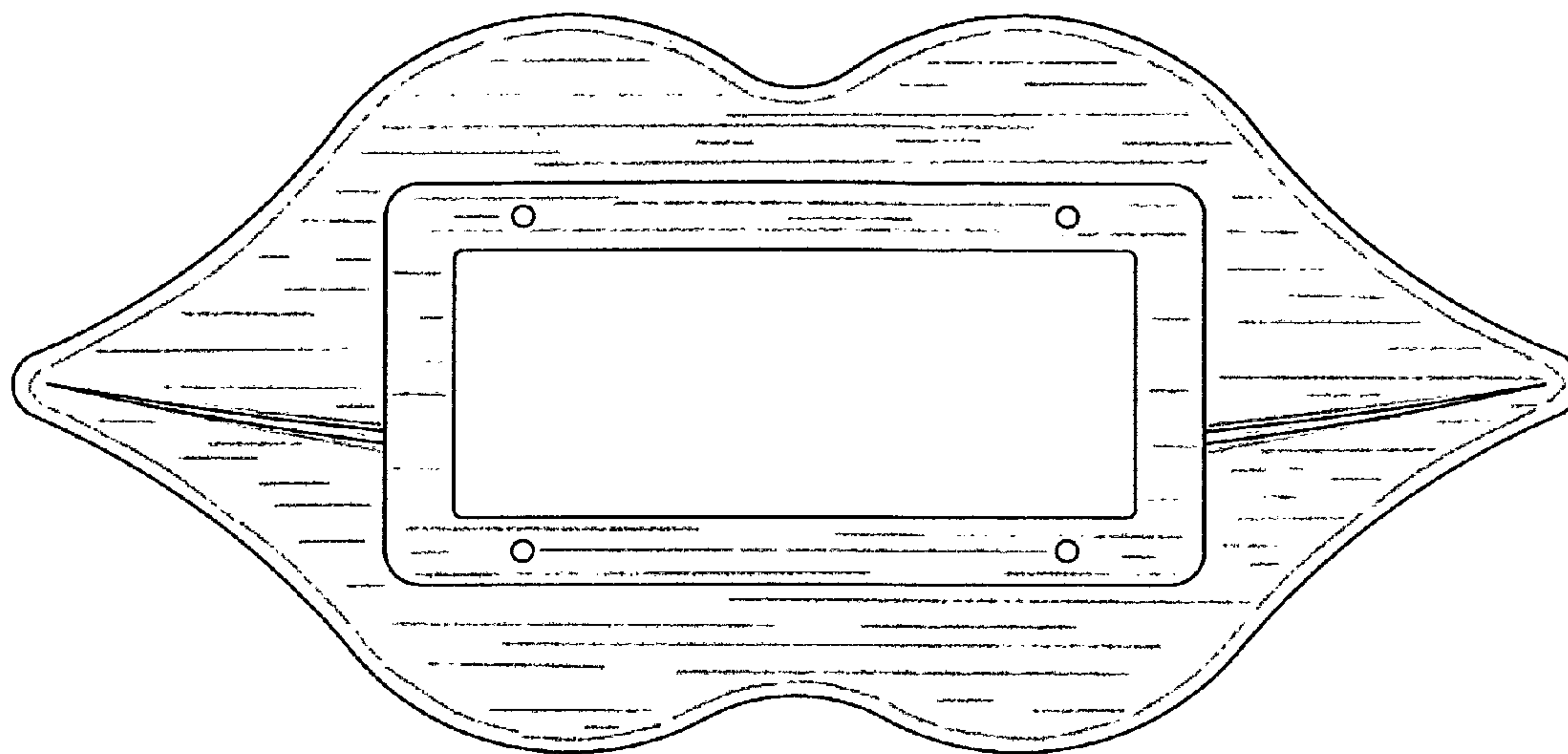


Figure 3




Figure 4



Figure 5



Figure 6