



US00D612775S

(12) **United States Design Patent**
Davis

(10) **Patent No.:** **US D612,775 S**
(45) **Date of Patent:** **** Mar. 30, 2010**

(54) **UMBRELLA HITCH**

(76) **Inventor:** **Gregory Alan Davis**, 601 NW. 3rd Ave.,
Lot k-21, Florida City, FL (US) 33034

(**) **Term:** **14 Years**

(21) **Appl. No.:** **29/345,667**

(22) **Filed:** **Oct. 20, 2009**

(51) **LOC (9) Cl.** **12-16**

(52) **U.S. Cl.** **D12/162**

(58) **Field of Classification Search** D12/106,
D12/161, 223, 400, 162; 280/415.1, 477,
280/491.1-491.3, 491.5, 511; 224/509, 518-519,
224/521, 524-525, 527; D3/10; 248/515,
248/535; 108/44

See application file for complete search history.

(56) **References Cited**

U.S. PATENT DOCUMENTS

D51,177	S *	8/1917	Horton	D12/223
4,711,422	A *	12/1987	Ibanez	248/515
5,089,803	A *	2/1992	Bohn	340/425.5
5,431,364	A *	7/1995	Etter	248/514
5,732,927	A *	3/1998	Purpura	248/539
5,857,741	A	1/1999	Anderson		
6,082,269	A	7/2000	Padberg		
6,158,760	A *	12/2000	Kiss	280/491.5
6,189,458	B1	2/2001	Rivera		
6,435,469	B1 *	8/2002	Ratcliff et al.	248/535
D464,912	S *	10/2002	Powell	D11/166
D469,381	S *	1/2003	LaCroix et al.	D11/182
6,517,098	B2 *	2/2003	Grasso et al.	280/477
6,557,483	B2 *	5/2003	Nathan	116/28 R
6,637,718	B2 *	10/2003	Wilson	248/539

6,722,380	B1	4/2004	Hafer		
6,808,098	B1 *	10/2004	Bickett et al.	224/512
7,017,511	B2 *	3/2006	Fisher et al.	116/173
7,334,593	B2	2/2008	Avery		
D594,777	S *	6/2009	Oakley	D11/182
2003/0071185	A1 *	4/2003	Casapulla	248/534
2005/0108909	A1 *	5/2005	Andersen	40/591
2005/0241546	A1	11/2005	Royse		
2006/0156600	A1 *	7/2006	Barker	40/591

* cited by examiner

Primary Examiner—T. Chase Nelson

Assistant Examiner—Kathleen M Sims

(74) *Attorney, Agent, or Firm*—QuickPatents, Inc.; Kevin Prince

(57) **CLAIM**

What is claimed is the ornamental design for an umbrella hitch, as shown and described.

DESCRIPTION

FIG. 1 is a perspective view of an umbrella hitch, showing my new design.

FIG. 2 is a front elevational view thereof;

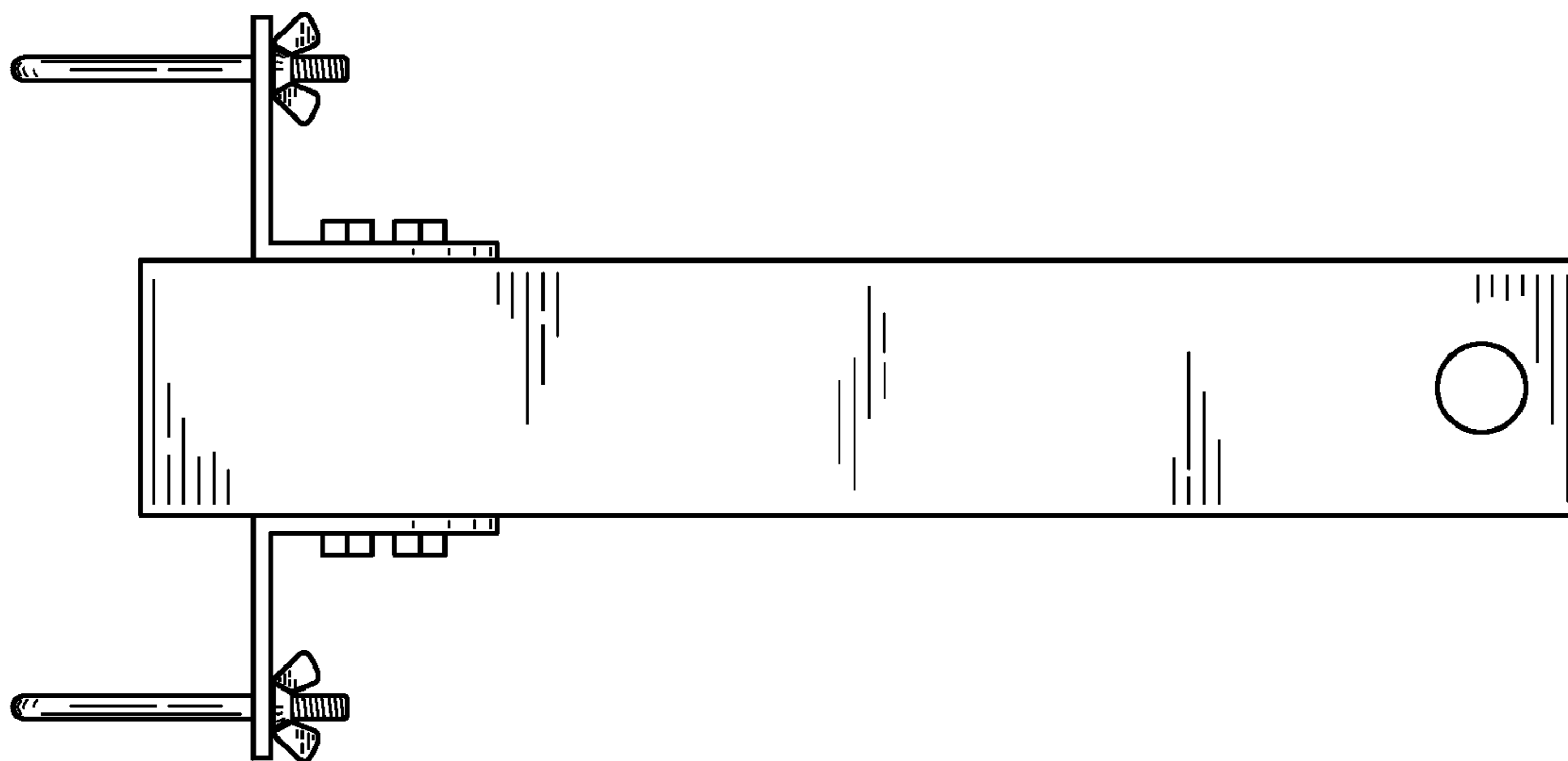
FIG. 3 is a rear elevational view thereof;

FIG. 4 is a left-side elevational view thereof, the right-side elevational view being a mirror image thereof; and,

FIG. 5 is a top plan view thereof; the bottom view being a mirror image thereof.

The broken lines showing a truck and umbrella post in FIG. 1 is included for the purpose of illustrating the invention in use, and form no part of the claimed design.

1 Claim, 2 Drawing Sheets



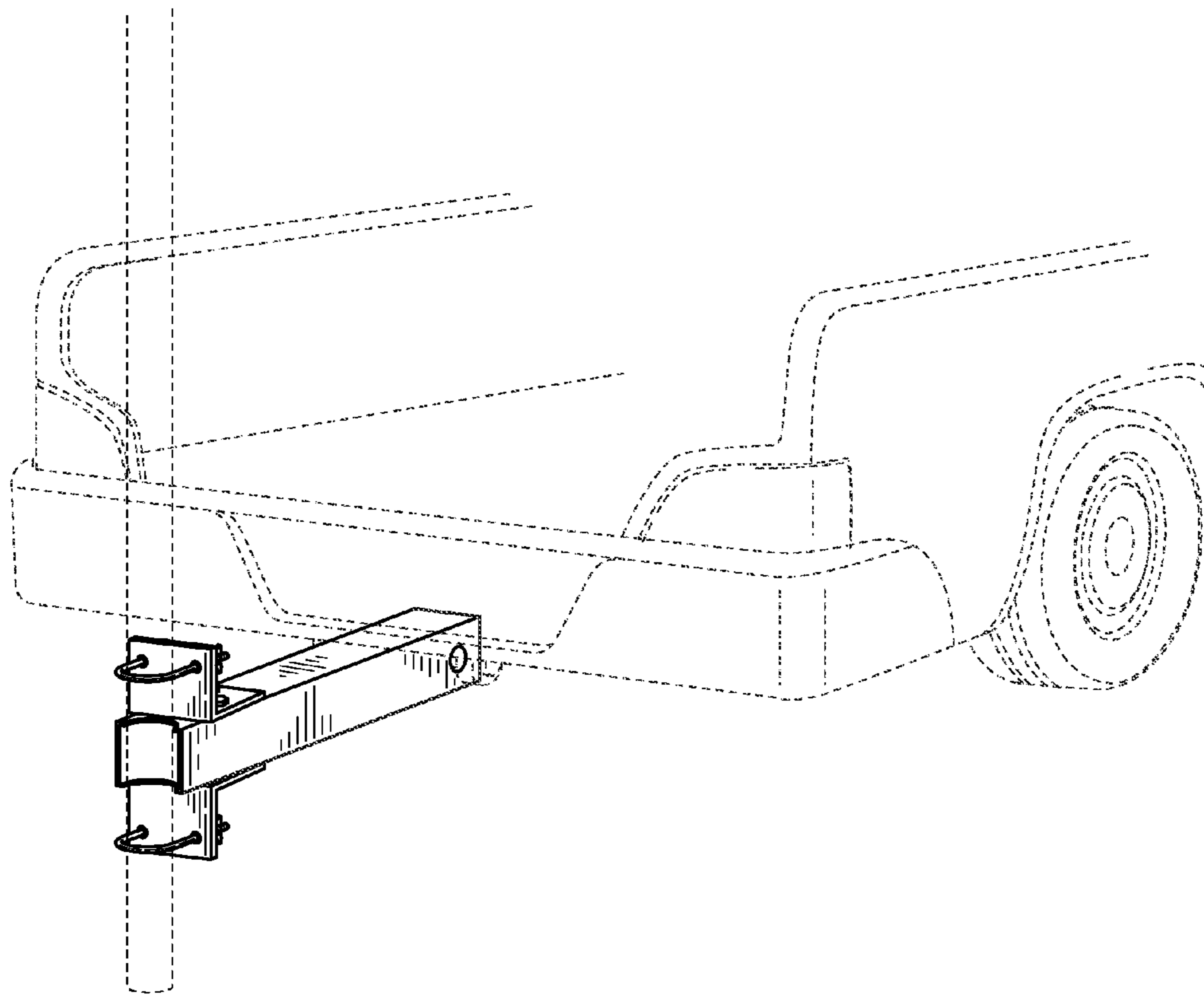


FIG. 1

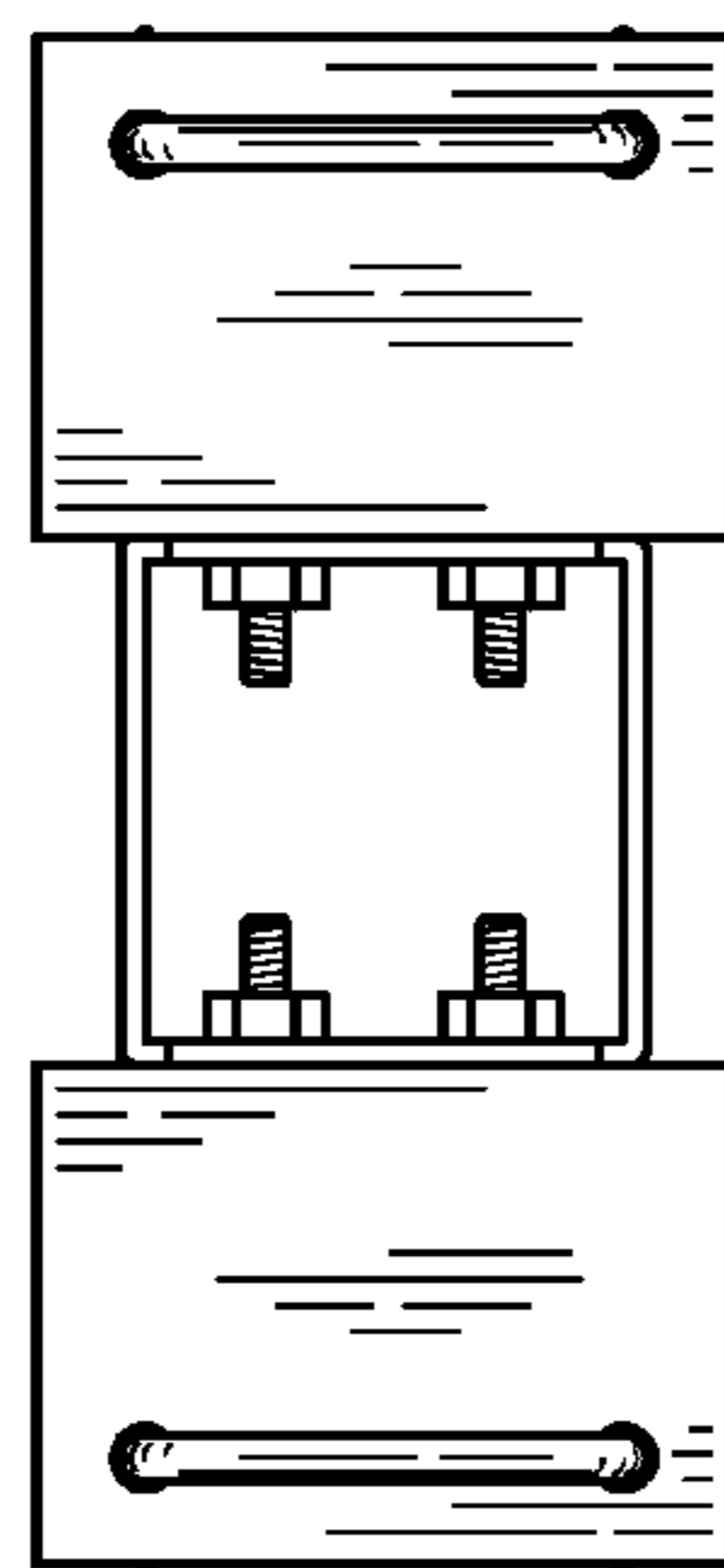


FIG. 2

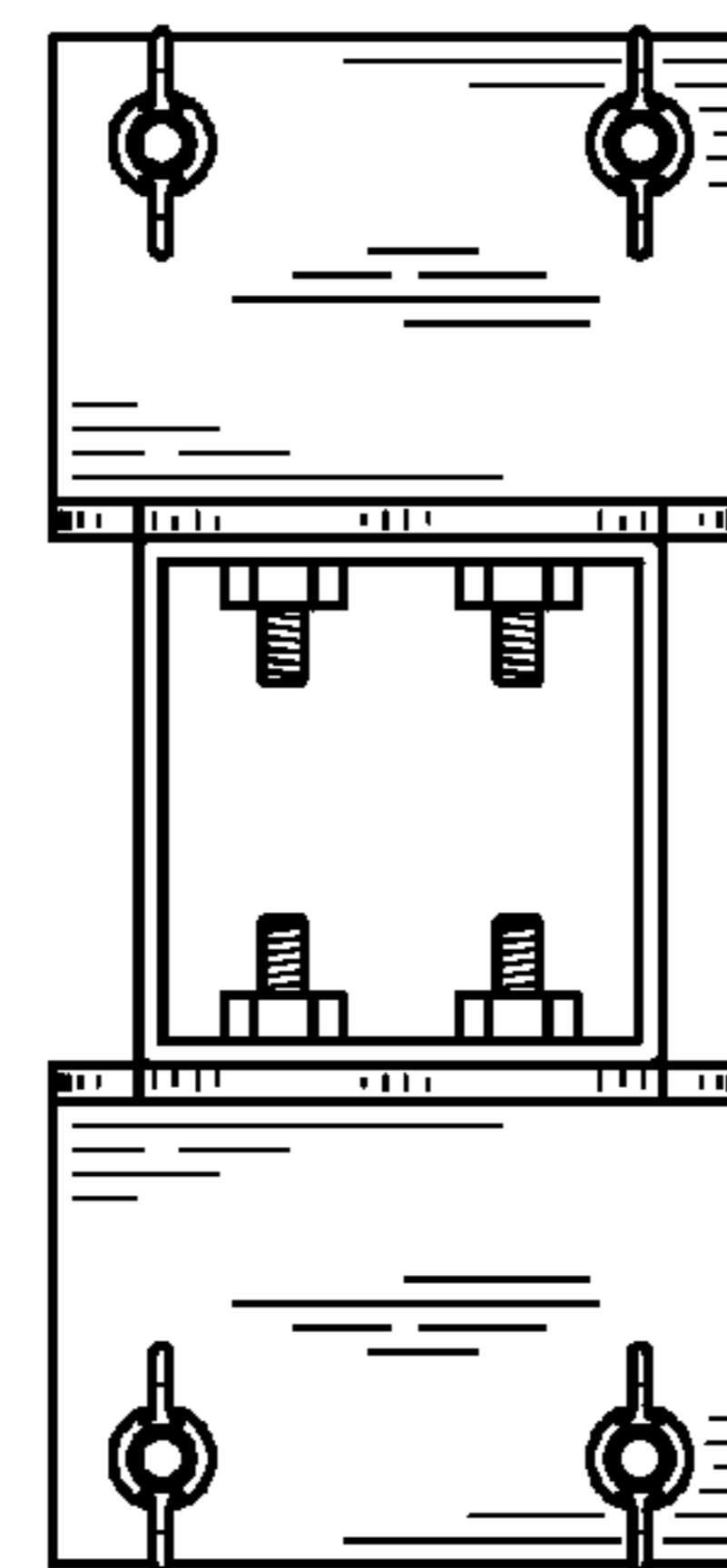


FIG. 3

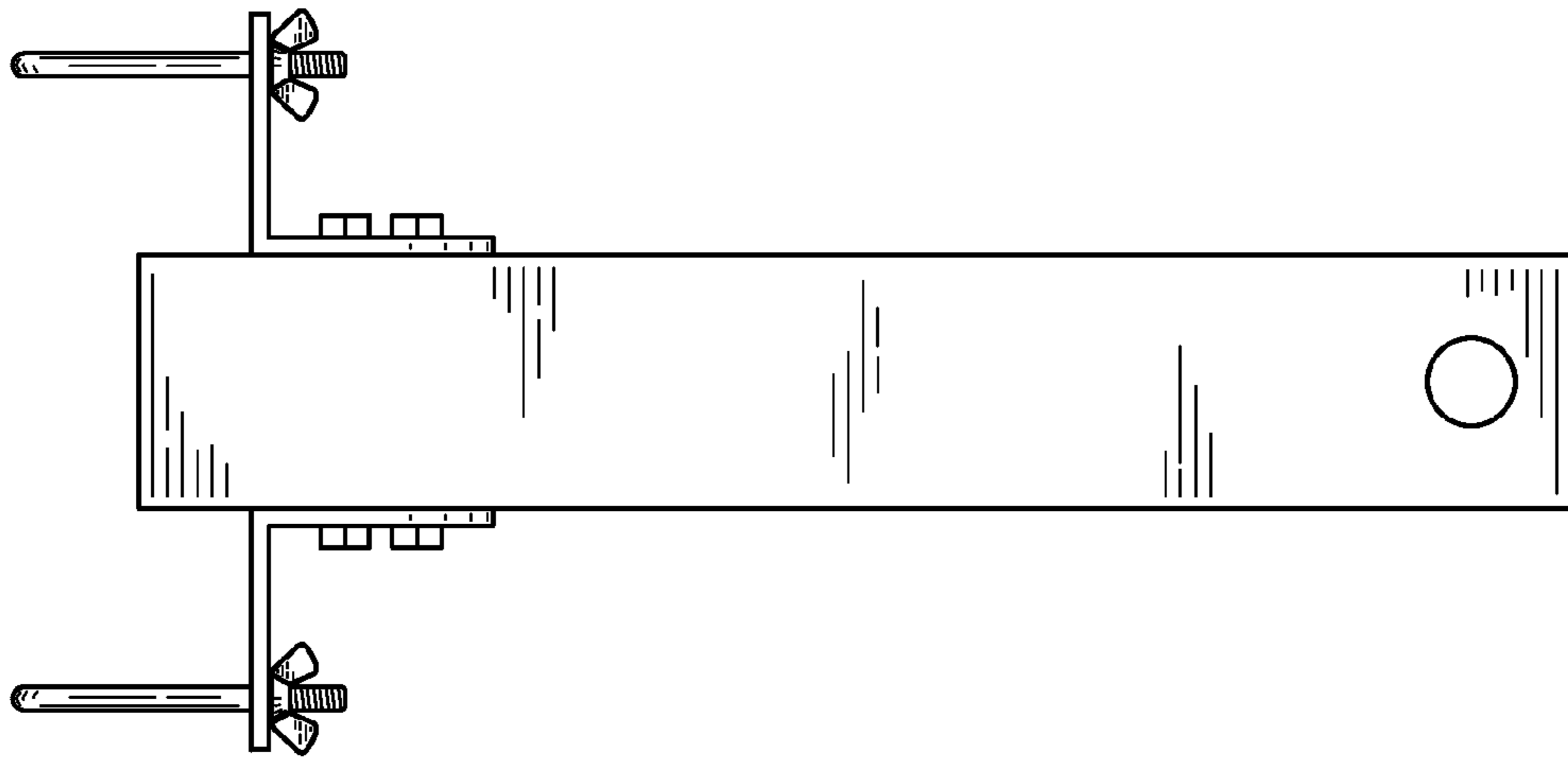


FIG. 4




FIG. 5