



US00D612761S

(12) **United States Design Patent**
Zander

(10) **Patent No.:** **US D612,761 S**
(45) **Date of Patent:** **** Mar. 30, 2010**

(54) **BRACELET**

D366,627 S * 1/1996 Eddy D11/17
D592,994 S * 5/2009 Zander D11/93

(75) Inventor: **Jan Zander**, Hamburg (DE)

* cited by examiner

(73) Assignee: **Montblanc-Simplo GmbH**, Hamburg (DE)

Primary Examiner—Cathron C Brooks

Assistant Examiner—Melanie Levy

(**) Term: **14 Years**

(74) *Attorney, Agent, or Firm*—Young & Thompson

(21) Appl. No.: **29/319,948**

(57) **CLAIM**

(22) Filed: **Jun. 18, 2008**

The ornamental design for a bracelet, as shown and described.

(30) **Foreign Application Priority Data**

DESCRIPTION

Dec. 21, 2007 (CH) 134 856

FIG. 1 is a perspective view of a bracelet showing my new design;

(51) **LOC (9) Cl.** **11-01**

FIG. 2 is a perspective view thereof from the side opposite that shown in FIG. 1;

(52) **U.S. Cl.** **D11/12**

(58) **Field of Classification Search** D11/1-25;
63/1.11, 3, 3.1, 3.2, 5.1, 5.2, 7-11; 59/79.2,
59/78

FIG. 3 is a further perspective view thereof, with the bracelet rotated from the position shown in FIG. 1;

See application file for complete search history.

FIG. 4 is an elevational view thereof;

(56) **References Cited**

FIG. 5 is an elevational view thereof from the side opposite that shown in FIG. 4;

U.S. PATENT DOCUMENTS

D235,006 S * 4/1975 Kitson D8/499

4,348,861 A * 9/1982 Nakagawa 59/82

FIG. 6 is an end view from one end thereof; and,

FIG. 7 is an end view from an opposite end thereof.

1 Claim, 6 Drawing Sheets

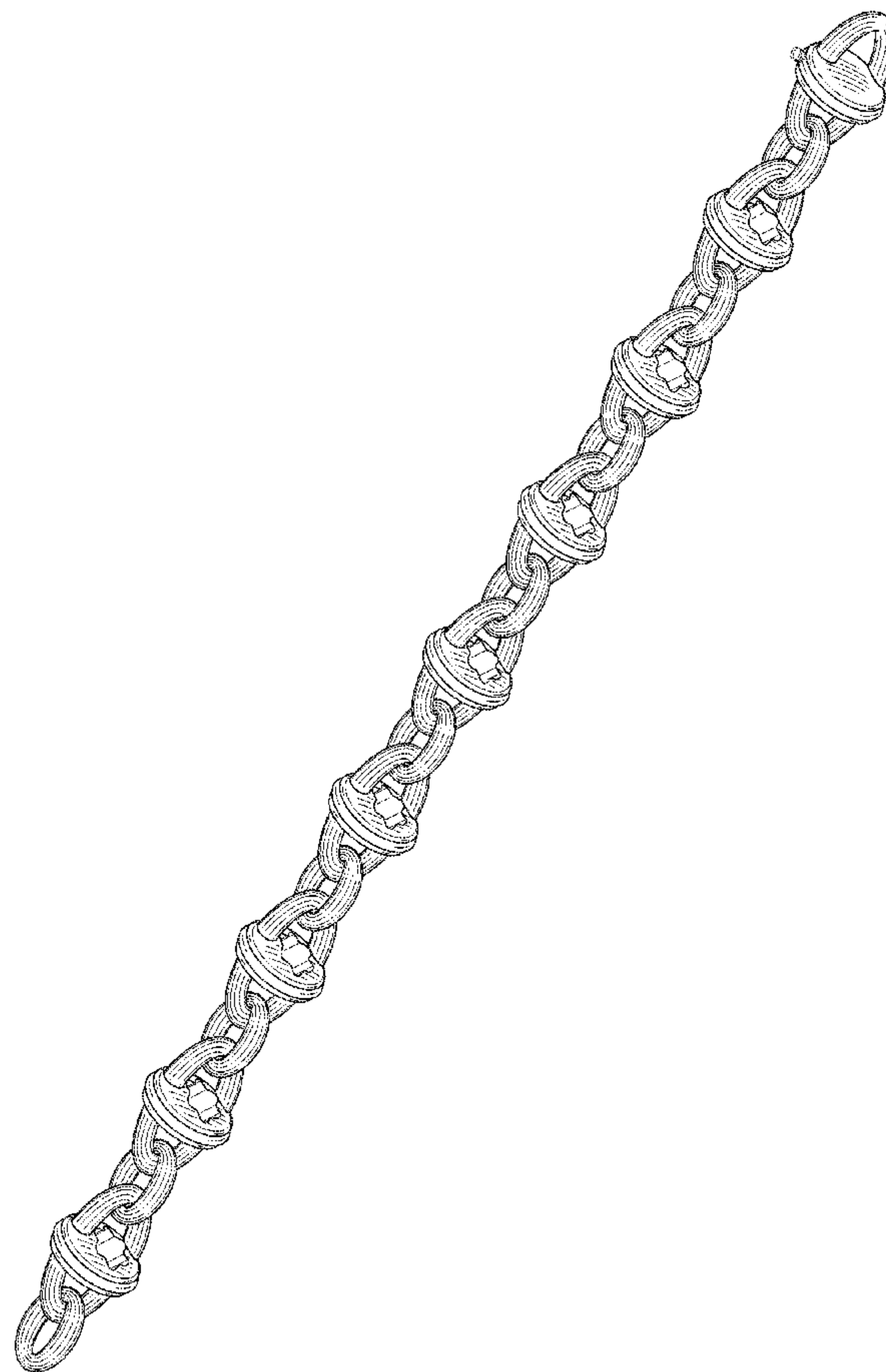


FIGURE 1




FIGURE 2




FIGURE 3




FIGURE 4




FIGURE 5





FIGURE 6

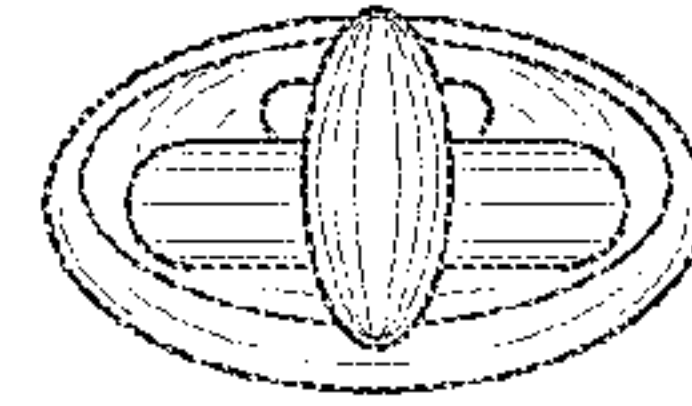


FIGURE 7