



US00D612748S

(12) **United States Design Patent**  
**Jorst et al.**

(10) **Patent No.:** **US D612,748 S**  
(45) **Date of Patent:** **\*\* Mar. 30, 2010**

(54) **WATCH**

(75) Inventors: **Charlotte Kjolbe Jorst**, Reno, NV  
(US); **Henrik Jorst**, Reno, NV (US)

(73) Assignee: **Skagen Designs, Ltd.**, Reno, NV (US)

(\*\*) Term: **14 Years**

(21) Appl. No.: **29/316,010**

(22) Filed: **Aug. 17, 2009**

(51) **LOC (9) Cl.** ..... **10-02**

(52) **U.S. Cl.** ..... **D10/32**

(58) **Field of Classification Search** ..... D10/30-39;  
368/276, 281, 282, 285; D11/3, 12  
See application file for complete search history.

(56) **References Cited**

U.S. PATENT DOCUMENTS

D244,707 S *	6/1977	Tiep .....	D21/531
D297,123 S *	8/1988	Kabaya .....	D10/32
D377,150 S *	1/1997	Hartzband .....	D10/32
D436,045 S *	1/2001	Giardiello .....	D10/32
D438,812 S *	3/2001	Bert .....	D11/3
D444,078 S *	6/2001	Strasser .....	D10/39
D447,700 S *	9/2001	Glauser .....	D10/32
D459,238 S *	6/2002	Wunderman .....	D10/32
D460,000 S *	7/2002	Glauser .....	D10/32
D462,622 S *	9/2002	Sugisawa .....	D10/30

D462,623 S *	9/2002	Fujihara .....	D10/30
D472,479 S *	4/2003	Chien .....	D10/32
D474,983 S *	5/2003	Wunderman .....	D10/32
D507,974 S *	8/2005	Strasser .....	D10/30
D511,108 S *	11/2005	Plange .....	D10/39
D523,357 S *	6/2006	Kummer .....	D10/38
D526,574 S *	8/2006	Plange .....	D10/32
D598,303 S *	8/2009	Jorst et al. ....	D10/38
D601,439 S *	10/2009	Jorst et al. ....	D10/32
D603,724 S *	11/2009	Jorst et al. ....	D10/32

\* cited by examiner

Primary Examiner—Lucy Lieberman

(57) **CLAIM**

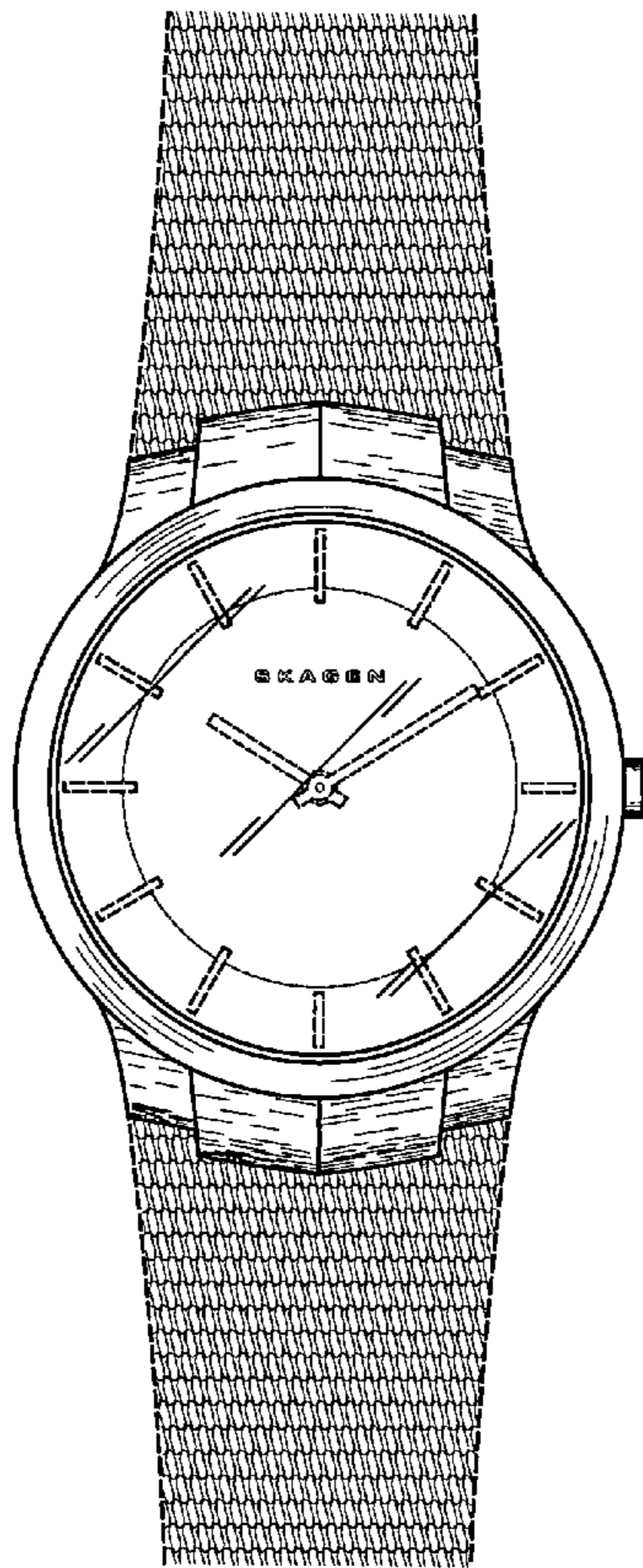
The ornamental design for the watch, as shown and described.

**DESCRIPTION**

FIG. 1 is a front elevation of a watch showing our new design;  
FIG. 2 is a right side elevation thereof;  
FIG. 3 is a left side elevation thereof;  
FIG. 4 is a rear elevation thereof;  
FIG. 5 is a front and right side perspective view thereof; and,  
FIG. 6 is an end view thereof.

The broken lines in the drawings are for illustrative purposes only and do not form part of the claimed design.

**1 Claim, 2 Drawing Sheets**



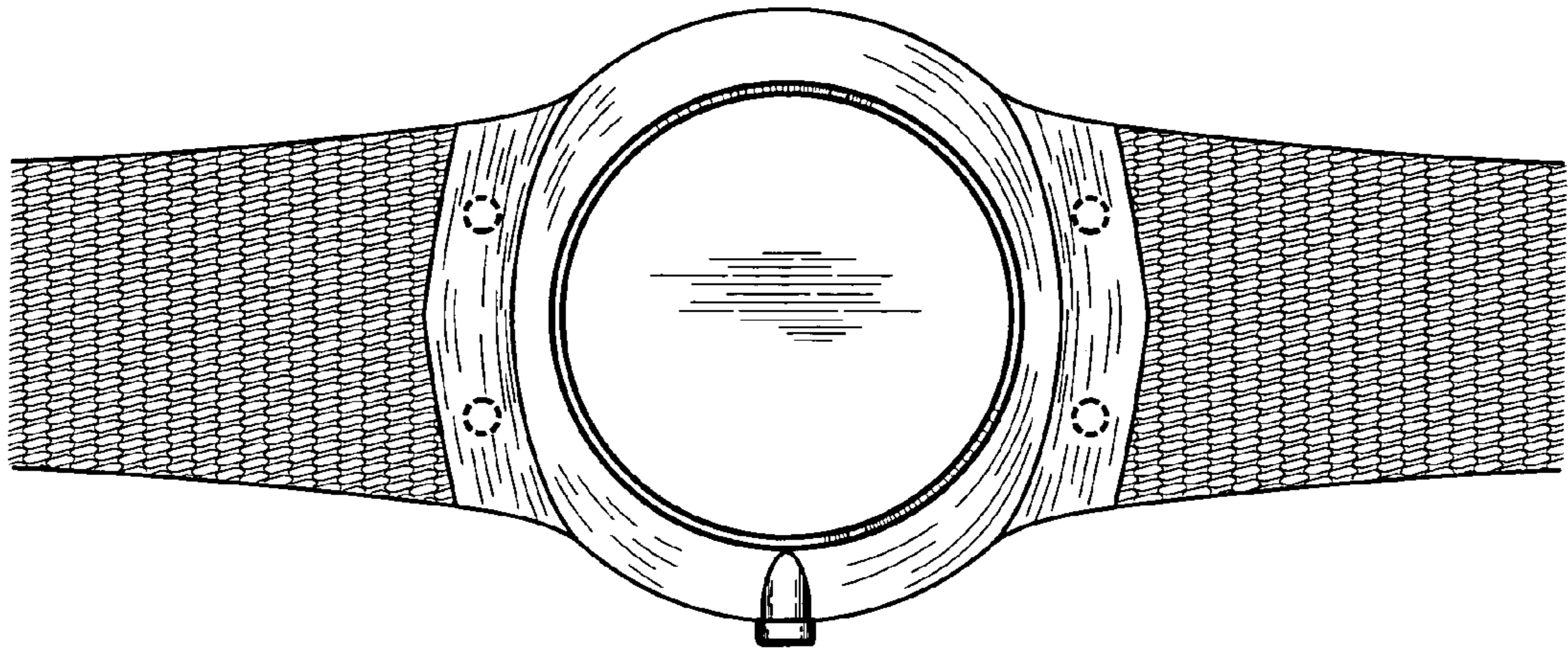


FIG 4

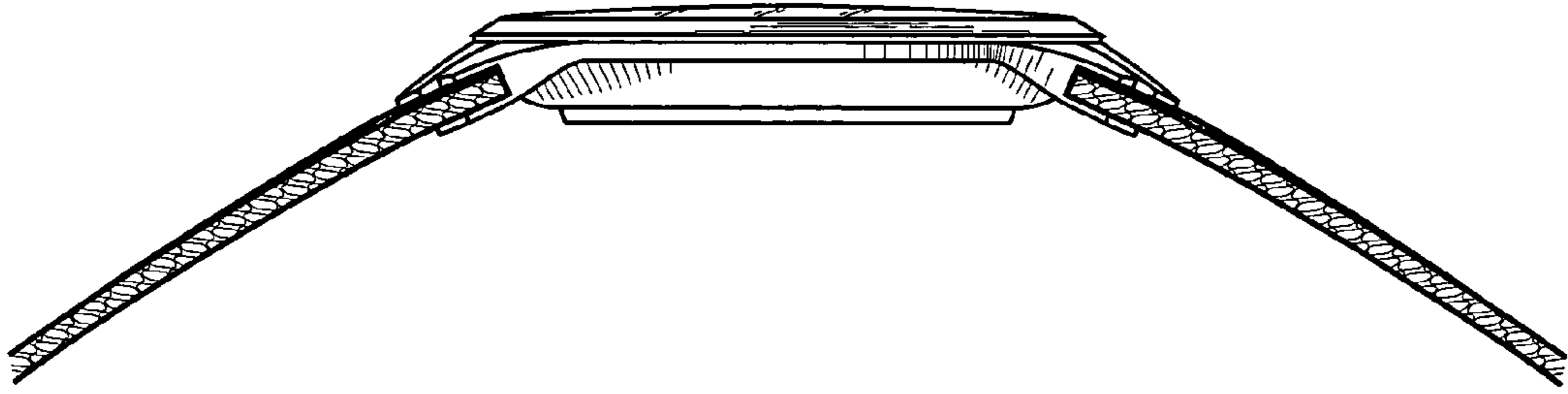


FIG 3

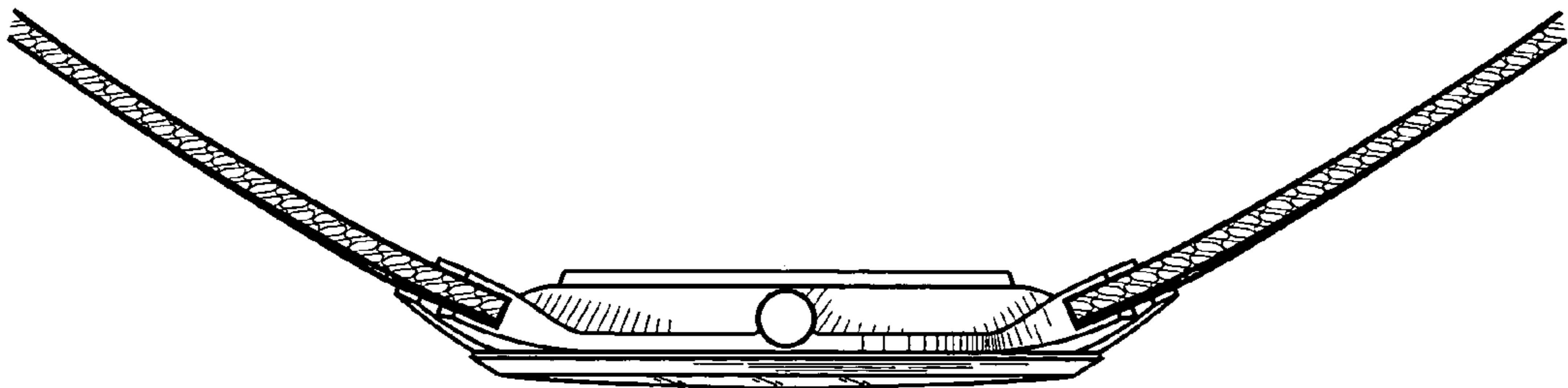


FIG 2

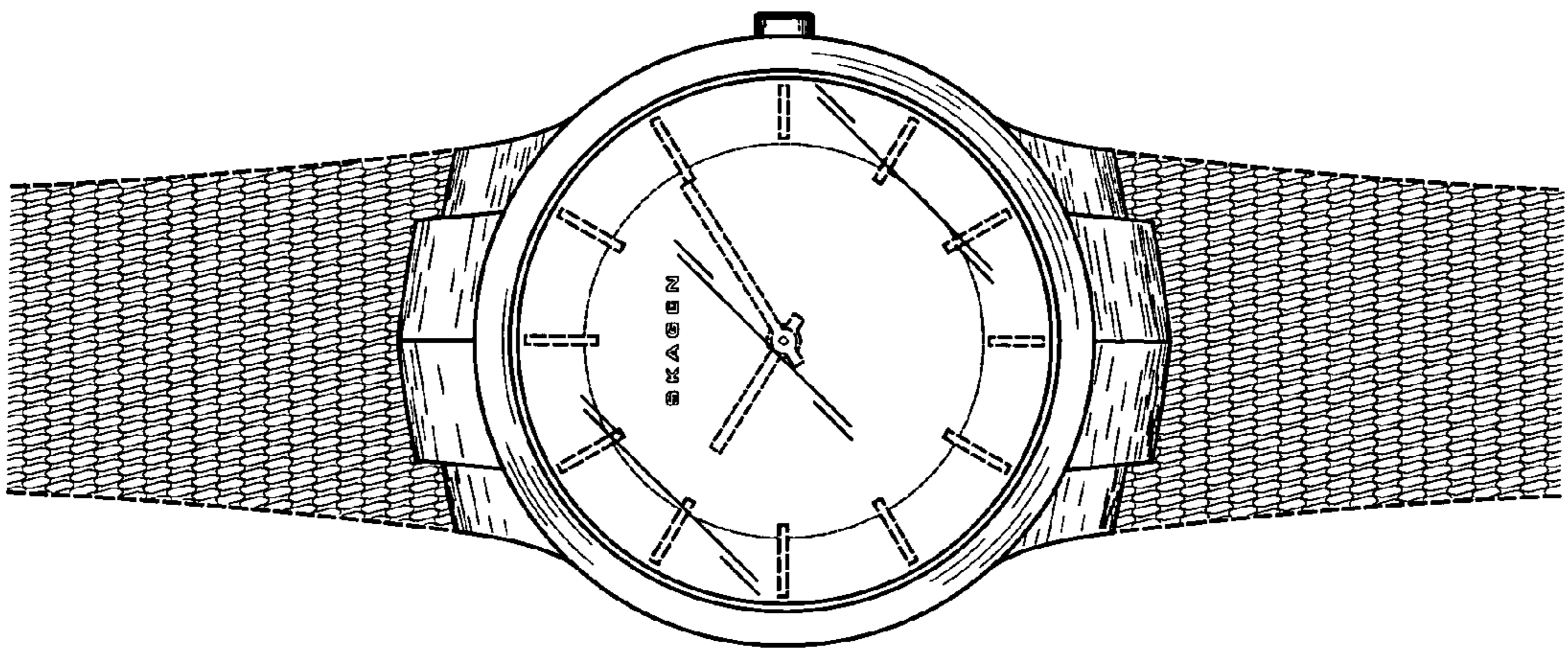


FIG 1

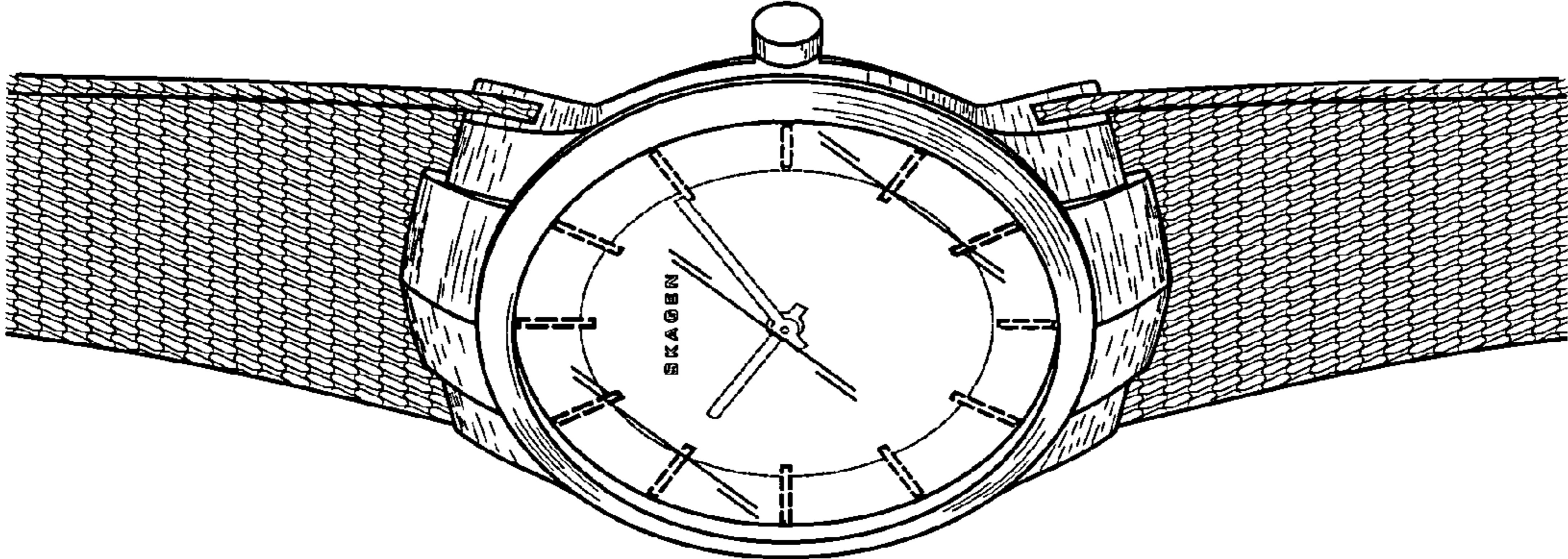


FIG 5

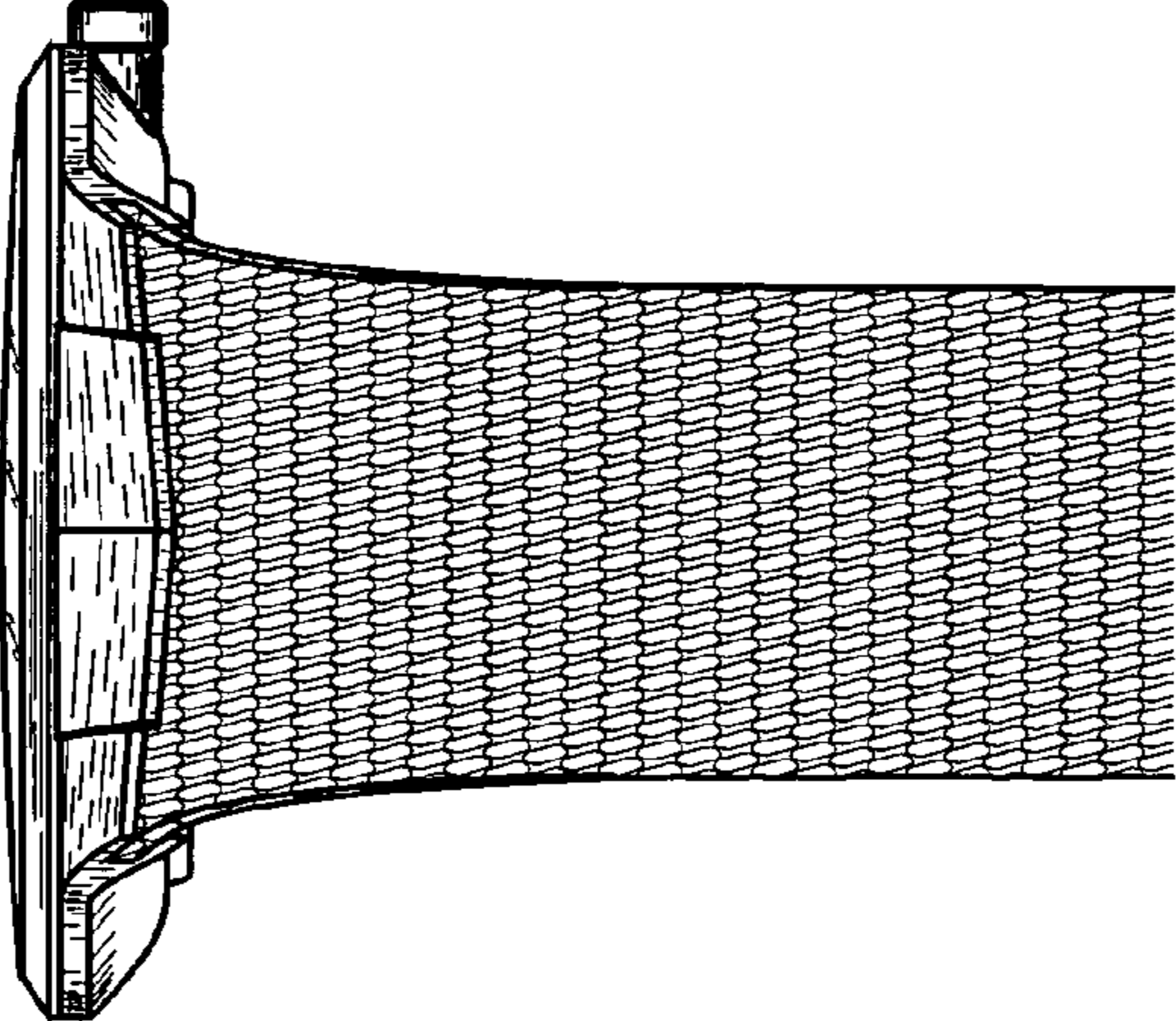


FIG 6