



US00D612746S

(12) **United States Design Patent**
Van Vugt

(10) **Patent No.:** **US D612,746 S**
(45) **Date of Patent:** **** Mar. 30, 2010**

(54) **TISSUE BOX WITH HANGER**

(76) Inventor: **Jurgen J. B. Van Vugt**, 7 Muir Beach Cir., Corona del Mar, CA (US) 92625

(**) Term: **14 Years**

(21) Appl. No.: **29/330,188**

(22) Filed: **Dec. 30, 2008**

(51) **LOC (9) Cl.** **09-03**

(52) **U.S. Cl.** **D9/734**

(58) **Field of Classification Search** D9/414-416, D9/418, 430, 433, 721, 722, 730, 733, 734, D9/756; 229/101.1, 108-116, 162, 406, 229/800, 938; D6/512, 515, 518, 523
See application file for complete search history.

(56) **References Cited**

U.S. PATENT DOCUMENTS

1,834,413	A	*	12/1931	Michelin	229/115
2,039,830	A	*	5/1936	Owens	229/101.1
D285,173	S	*	8/1986	Davis	D9/734
D376,758	S	*	12/1996	Bradfield	D9/430
D418,412	S	*	1/2000	Komatsu	D9/433
D463,976	S	*	10/2002	Sipinen et al.	D9/733
D494,859	S	*	8/2004	Keberlein	D9/416
D578,021	S	*	10/2008	Reinsel et al.	D9/734

D591,618 S * 5/2009 Keberlein et al. D9/756

* cited by examiner

Primary Examiner—Stella M Reid

Assistant Examiner—Shanda C Hill

(74) *Attorney, Agent, or Firm*—QuickPatents, Inc.; Kevin Prince

(57) **CLAIM**

I claim the ornamental design for a tissue box with hanger, as shown and described.

DESCRIPTION

FIG. 1 is a perspective view of a tissue box with hanger, showing my new design;

FIG. 2 is a front elevational view of the invention;

FIG. 3 is a left-side elevational view of the invention, the right-side elevational view being a mirror image thereof;

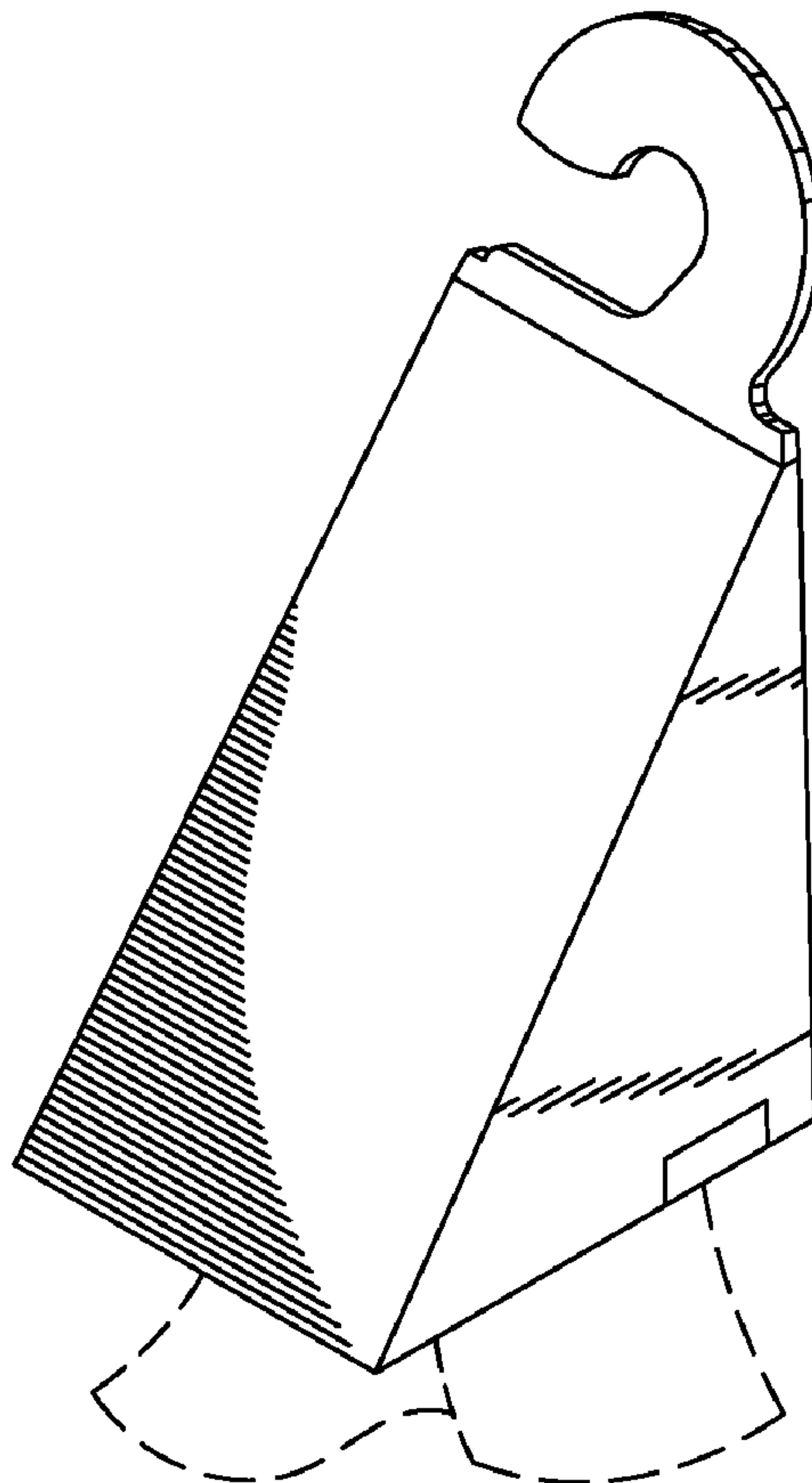
FIG. 4 is a top plan view of the invention;

FIG. 5 is a bottom plan view of the invention; and,

FIG. 6 is a rear elevational view of the invention.

The broken lines showing a tissue in FIG. 1 are included for the purpose of illustrating the invention in use, and form no part of the claimed design.

1 Claim, 2 Drawing Sheets



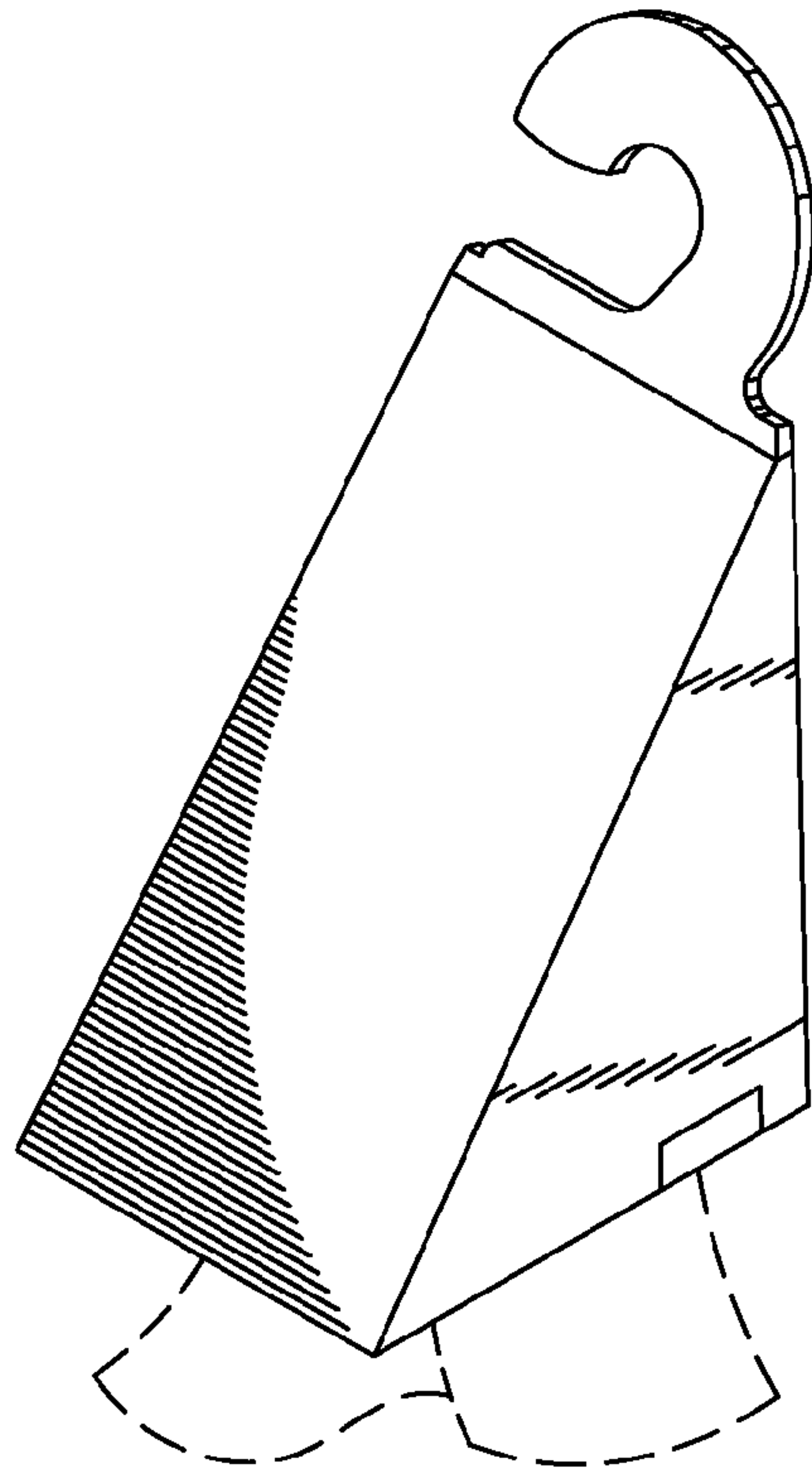


FIG. 1




FIG. 2

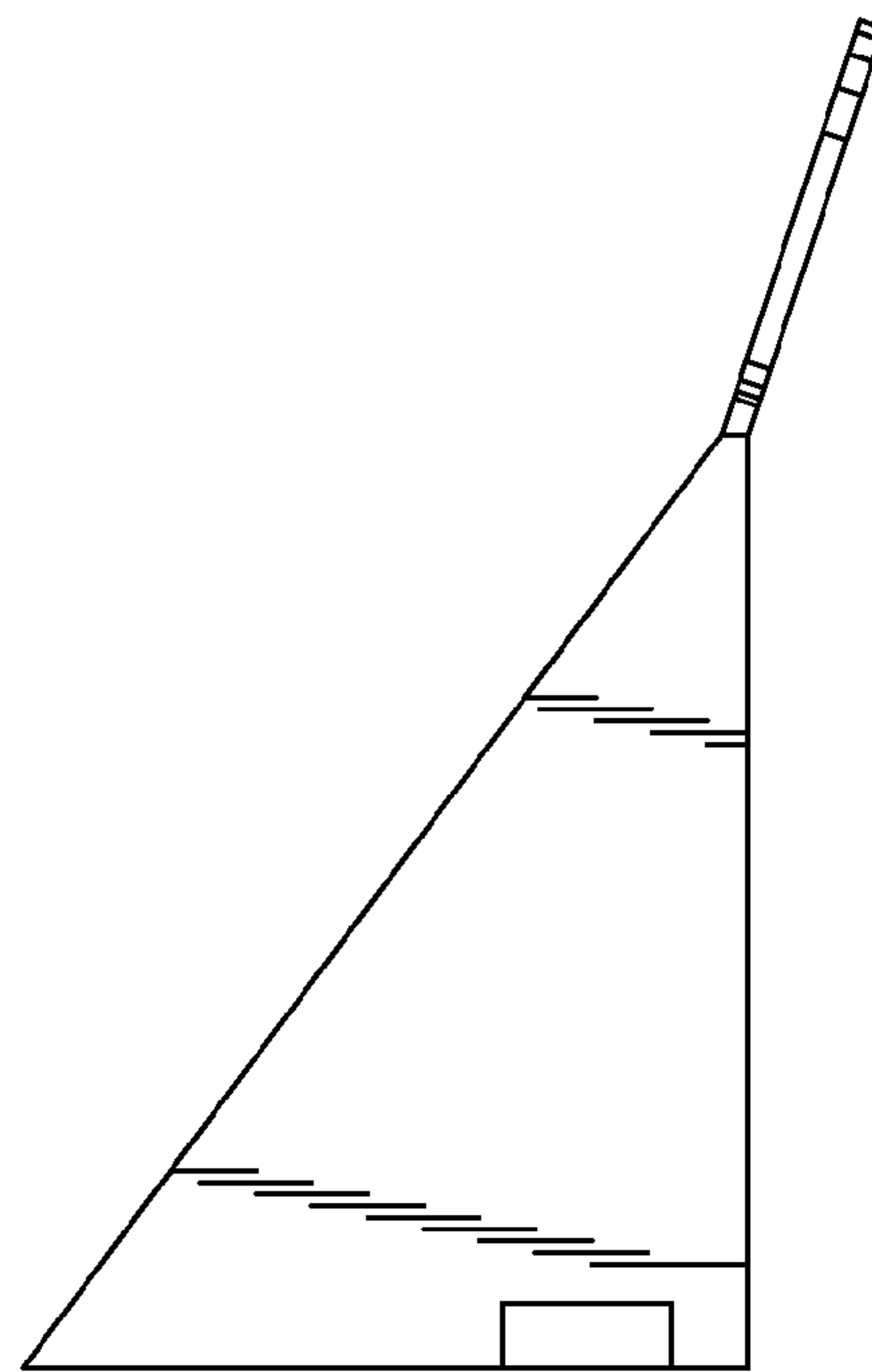


FIG. 3




FIG. 4

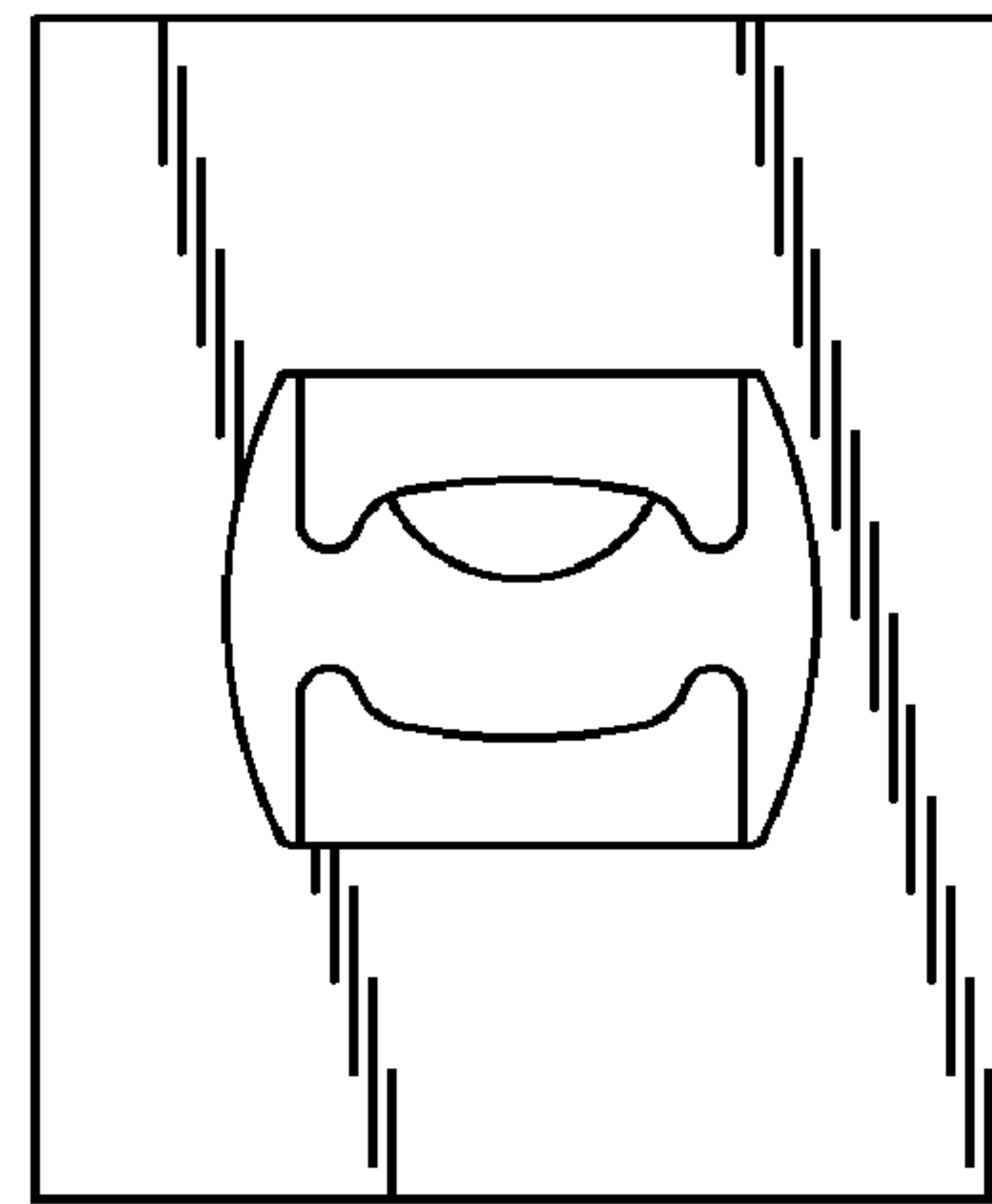


FIG. 5




FIG. 6