



US00D612743S

(12) **United States Design Patent**  
**Bradley**

(10) **Patent No.:** **US D612,743 S**  
(45) **Date of Patent:** **\*\* Mar. 30, 2010**

(54) **PANORAMA WINDOW BAG**  
(75) Inventor: **David Bradley**, Hagerstown, MD (US)  
(73) Assignee: **Ancor Flexibles, Inc.**, Mundelein, IL (US)  
(\*\*) Term: **14 Years**  
(21) Appl. No.: **29/332,452**  
(22) Filed: **Feb. 17, 2009**

D601,038 S \* 9/2009 Middleton-Schluter ..... D9/709  
D601,433 S \* 10/2009 McClelland et al. .... D9/703  
D602,375 S \* 10/2009 McClelland et al. .... D9/703  
D602,377 S \* 10/2009 Lin ..... D9/709

\* cited by examiner

*Primary Examiner*—Caron Veynar  
*Assistant Examiner*—Abraham Bahta  
(74) *Attorney, Agent, or Firm*—Alston & Bird LLP

(51) **LOC (9) Cl.** ..... **09-05**  
(52) **U.S. Cl.** ..... **D9/703**  
(58) **Field of Classification Search** ..... D9/703–707,  
D9/720, 643–648, 414–416, 709–710, 713;  
426/106; 222/92, 107; 383/61.1, 78, 81,  
383/84, 115, 113, 108; 229/87.06, 87.08  
See application file for complete search history.

(57) **CLAIM**

The ornamental design for a panorama window bag, as shown and described.

(56) **References Cited**  
U.S. PATENT DOCUMENTS

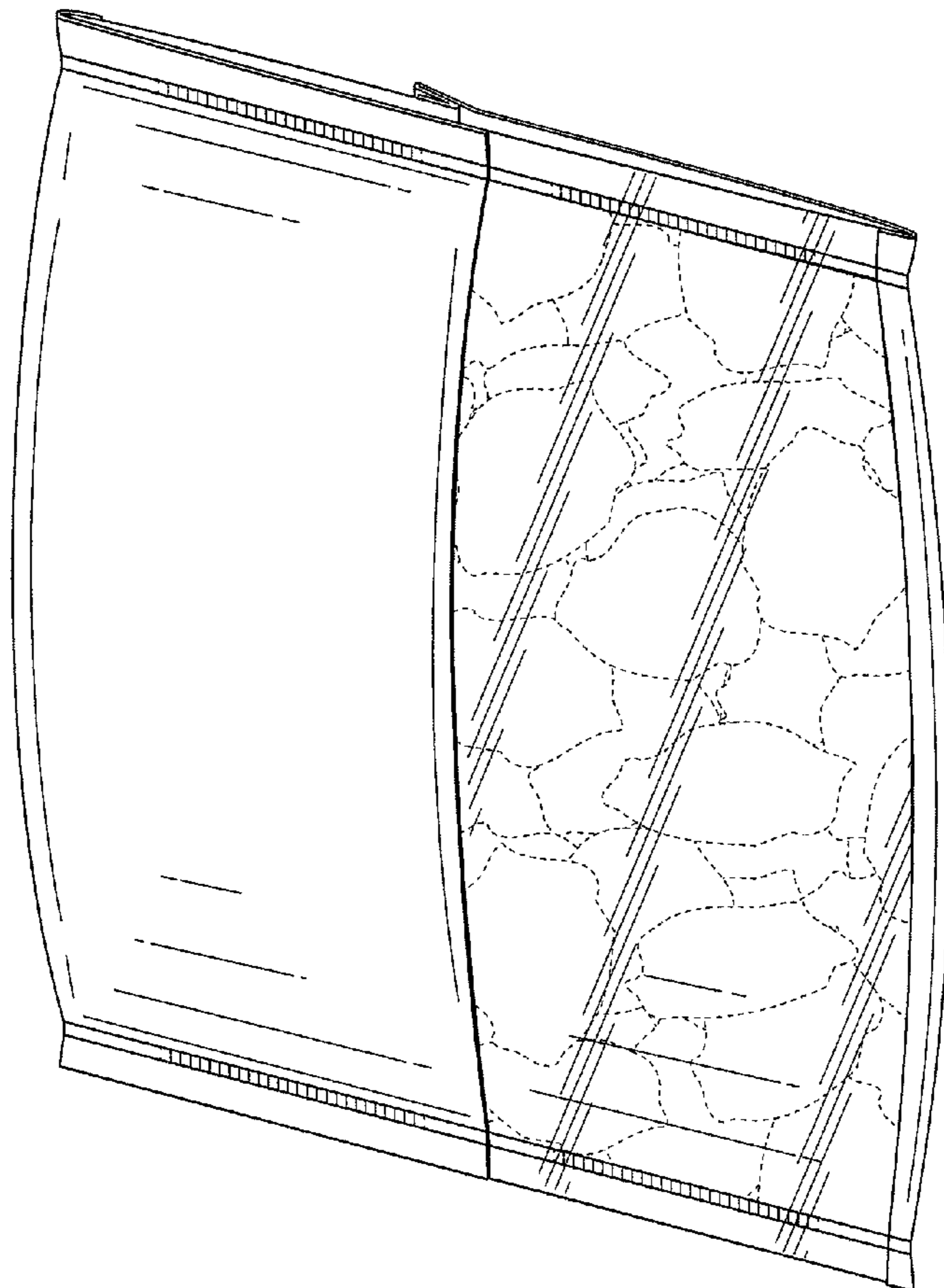
D338,399 S \* 8/1993 Conte, Jr. .... D9/709  
D363,670 S \* 10/1995 Sullivan ..... D9/720  
5,655,842 A \* 8/1997 Hagino ..... 383/101  
D555,009 S \* 11/2007 Lin ..... D9/707  
D557,148 S \* 12/2007 Kapinos, Sr. .... D9/707

**DESCRIPTION**

FIG. 1 is a front perspective view of a panorama window bag according to my new design;  
FIG. 2 is a plan front view thereof;  
FIG. 3 is a plan back view thereof; and,  
FIG. 4 is a cross-section view thereof taken along line 4—4 of FIG. 3.

The broken lines are shown herein for illustrative purposes of the environment and form no part of the claimed design.

**1 Claim, 4 Drawing Sheets**



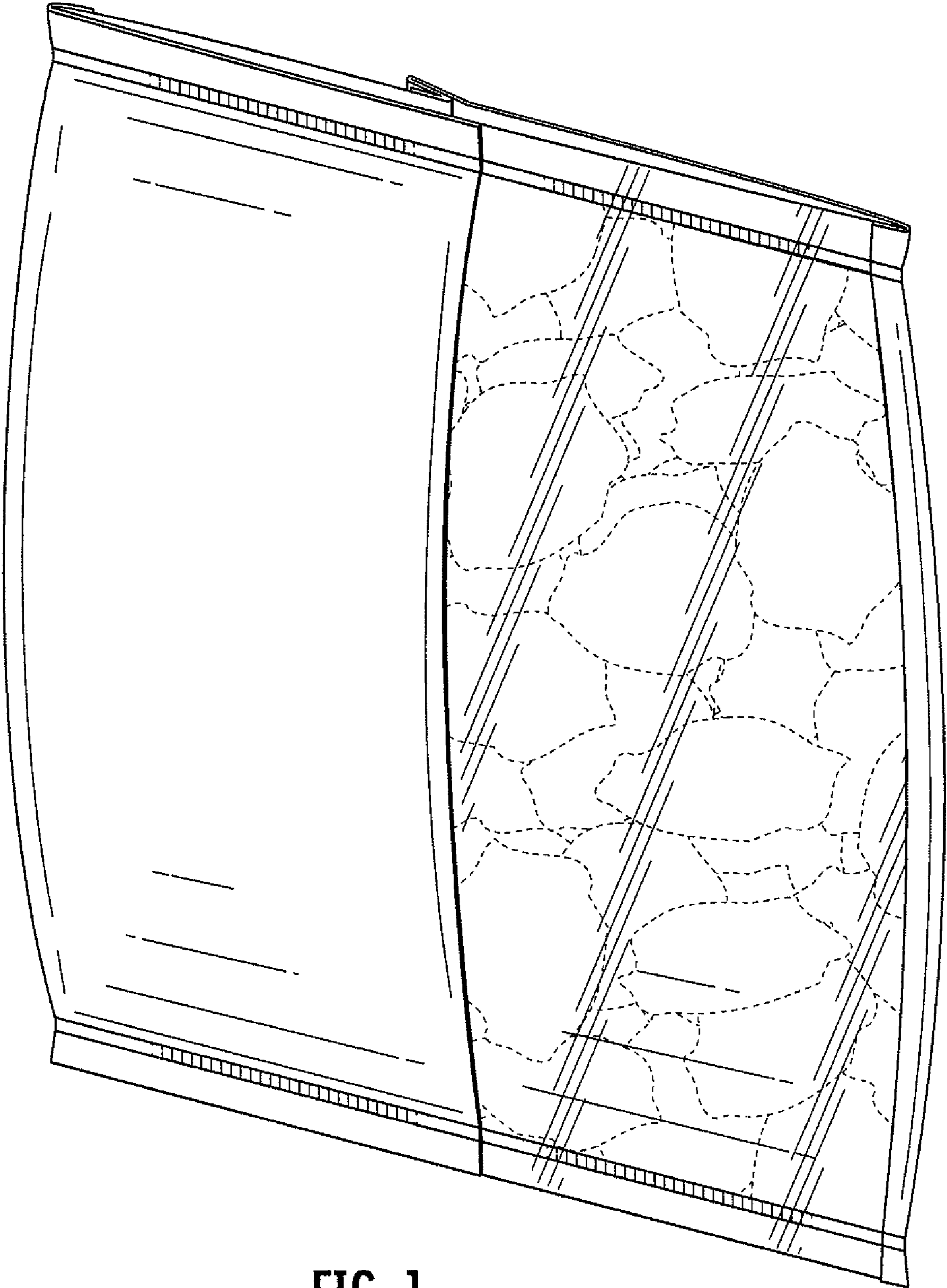


FIG. 1




FIG. 2

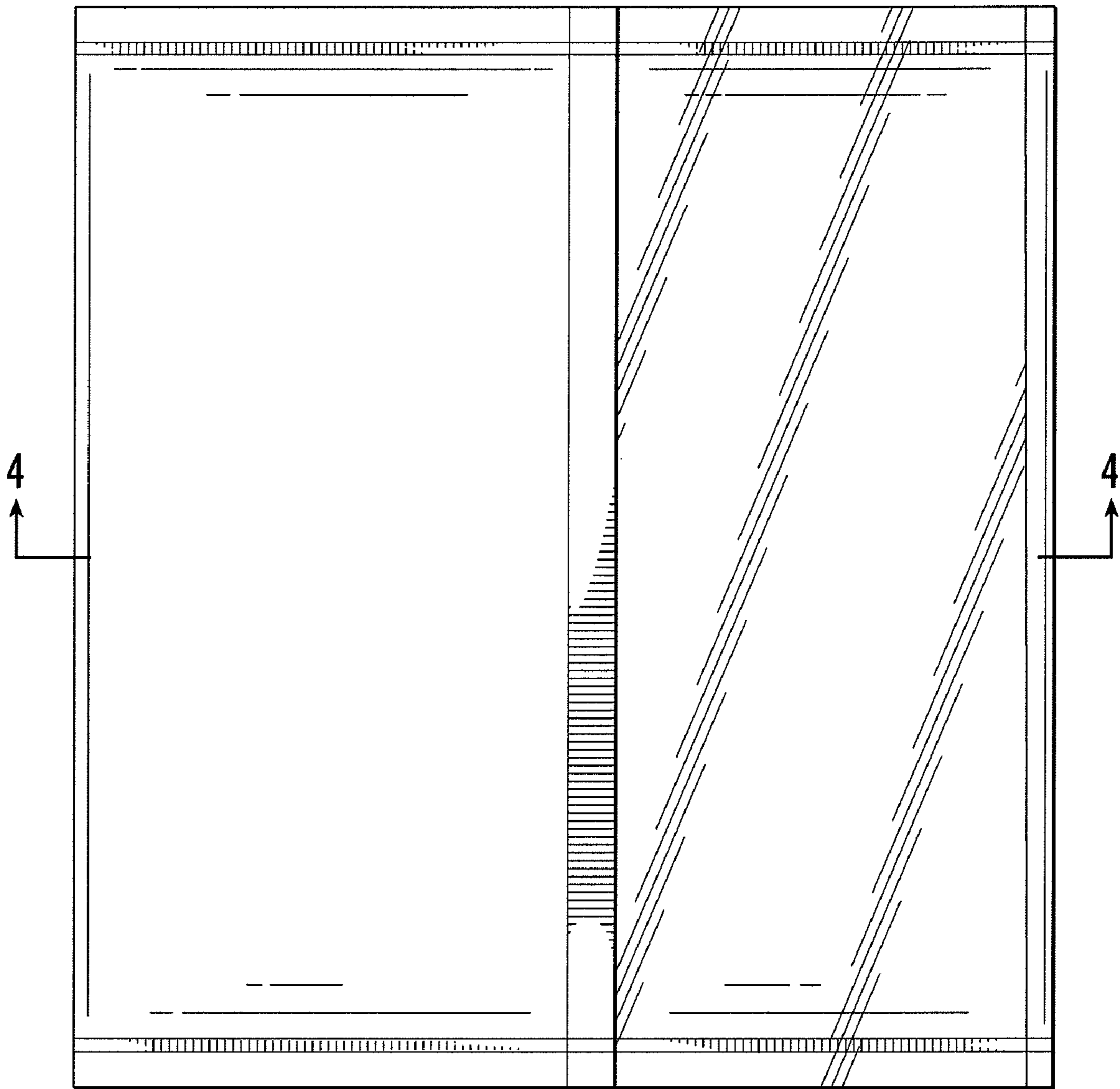


FIG. 3

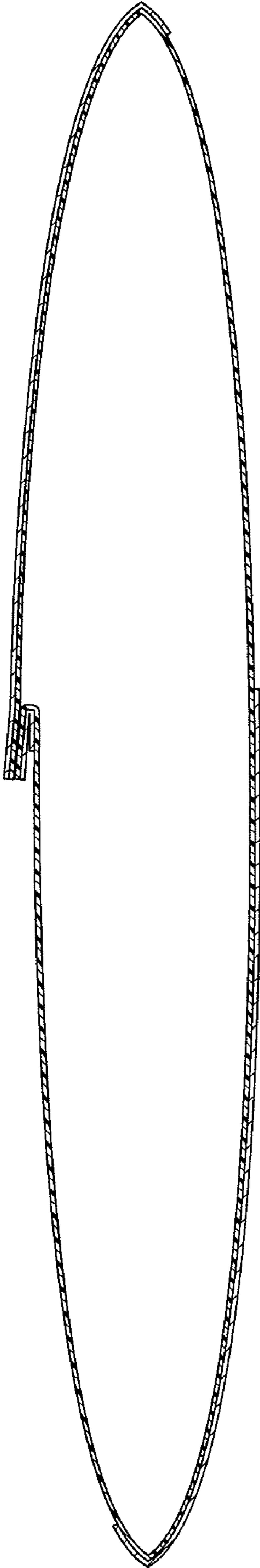


FIG. 4