



US00D612739S

(12) **United States Design Patent**
Delbon

(10) **Patent No.:** **US D612,739 S**
(45) **Date of Patent:** **** Mar. 30, 2010**

(54) **BOTTLE**

(75) Inventor: **Roberto Delbon**, Milan (IT)

(73) Assignee: **Bruni Glass S.p.A.**, Trezzano Sul Naviglio (IT)

(**) Term: **14 Years**

(21) Appl. No.: **29/340,113**

(22) Filed: **Jul. 14, 2009**

(51) **LOC (9) Cl.** **09-01**

(52) **U.S. Cl.** **D9/544; D9/574**

(58) **Field of Classification Search** D9/500,
D9/503, 504, 505, 516, 520, 544, 546, 559,
D9/560, 566, 572, 573, 574; 215/381–385
See application file for complete search history.

(56) **References Cited**

U.S. PATENT DOCUMENTS

D18,309 S *	5/1888	Foster	D9/522
D20,199 S *	10/1890	Swindell	D9/522
D20,581 S *	3/1891	Rheinstrom	D9/546
D20,792 S *	6/1891	Rodiger	D9/546
D23,874 S *	12/1894	Tatum	D9/522
D31,126 S *	7/1899	Henius	D9/546
D33,630 S *	12/1900	Kilmer	D9/500
D78,140 S *	4/1929	Sinks	D9/546
D94,189 S *	1/1935	Cassedy	D9/571
D526,197 S *	8/2006	Lauret	D9/505
D548,098 S *	8/2007	Lauret	D9/544

D551,552 S *	9/2007	Rica	D9/500
D553,000 S *	10/2007	Barbagli et al.	D9/571
D555,501 S *	11/2007	Del Bon et al.	D9/572
D556,577 S *	12/2007	Didier	D9/500
D561,026 S *	2/2008	Rica	D9/500
D573,024 S *	7/2008	Delbon	D9/500
D580,771 S *	11/2008	Rica	D9/560
D580,773 S *	11/2008	Rica	D9/574
D581,800 S *	12/2008	Rica	D9/544
D584,631 S *	1/2009	Van Well	D9/544
D586,659 S *	2/2009	Delbon	D9/546
D591,596 S *	5/2009	Rica	D9/500
D595,134 S *	6/2009	Rica	D9/500
D602,368 S *	10/2009	Rica	D9/544

* cited by examiner

Primary Examiner—Stella M Reid

Assistant Examiner—Elizabeth J Oswecki

(74) *Attorney, Agent, or Firm*—Kirschstein, et al.

(57) **CLAIM**

The ornamental design for a bottle, as shown and described.

DESCRIPTION

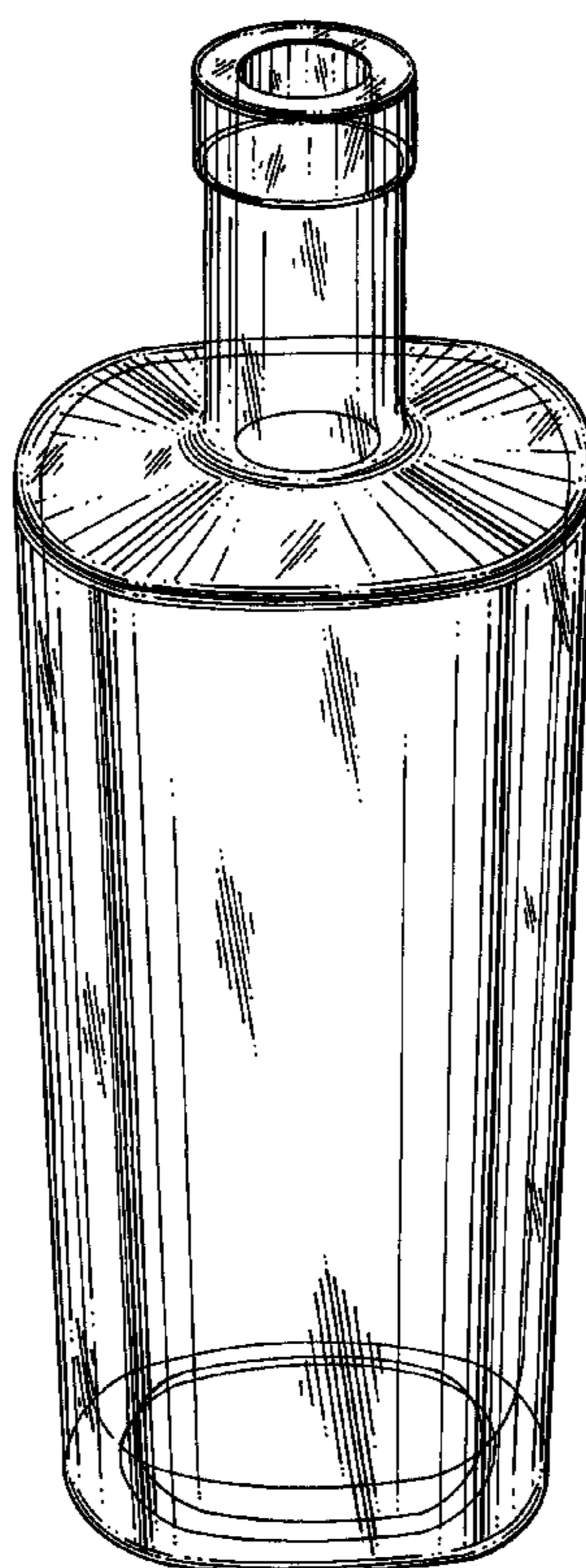
FIG. 1 is a front elevational view of a bottle according to my new design, the opposite rear view being a mirror image;

FIG. 2 is a top plan view thereof;

FIG. 3 is a left side elevational view thereof, the opposite right side view being a mirror image; and,

FIG. 4 is a bottom plan view thereof.

1 Claim, 3 Drawing Sheets






FIG. 1

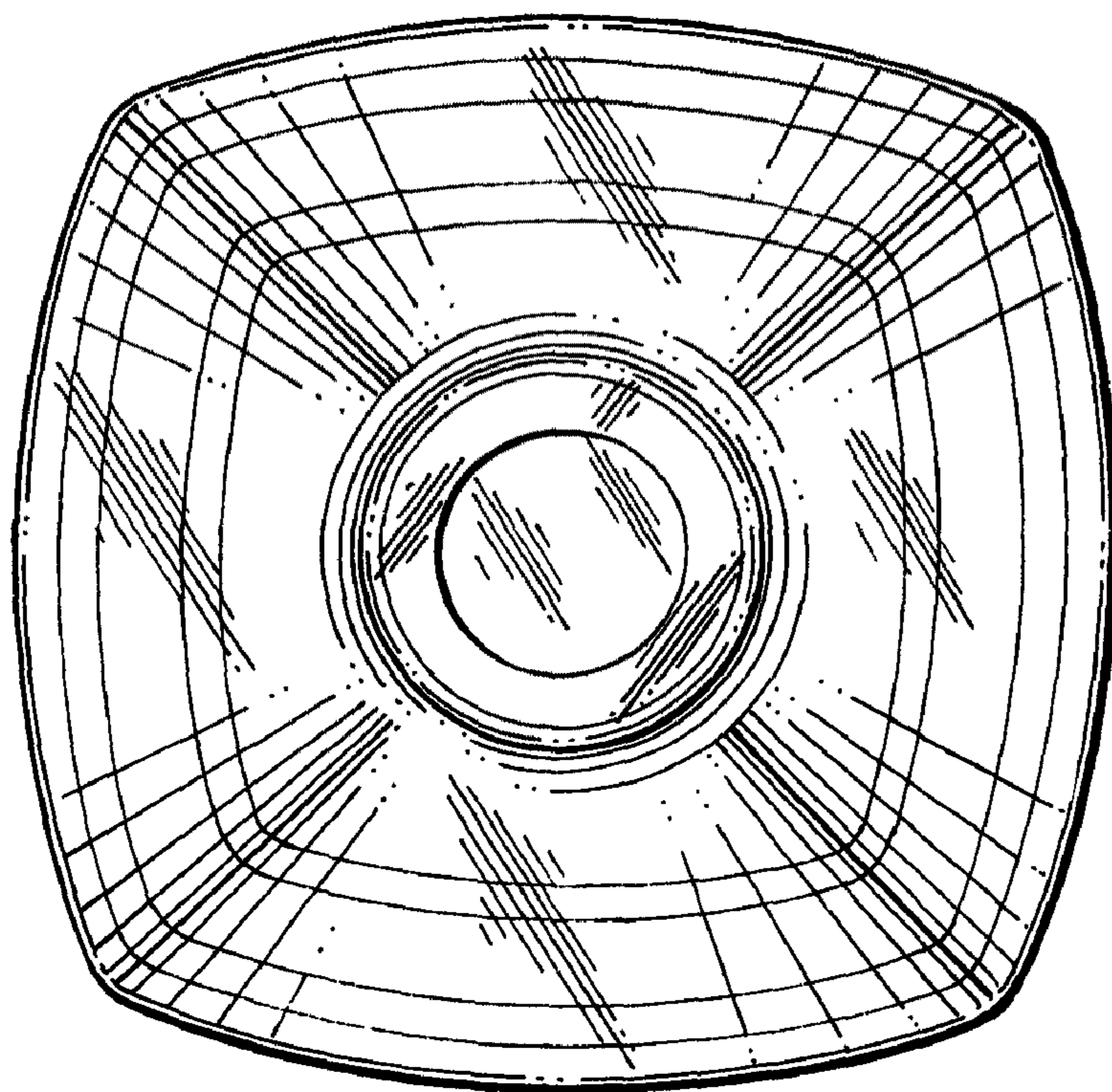


FIG. 2

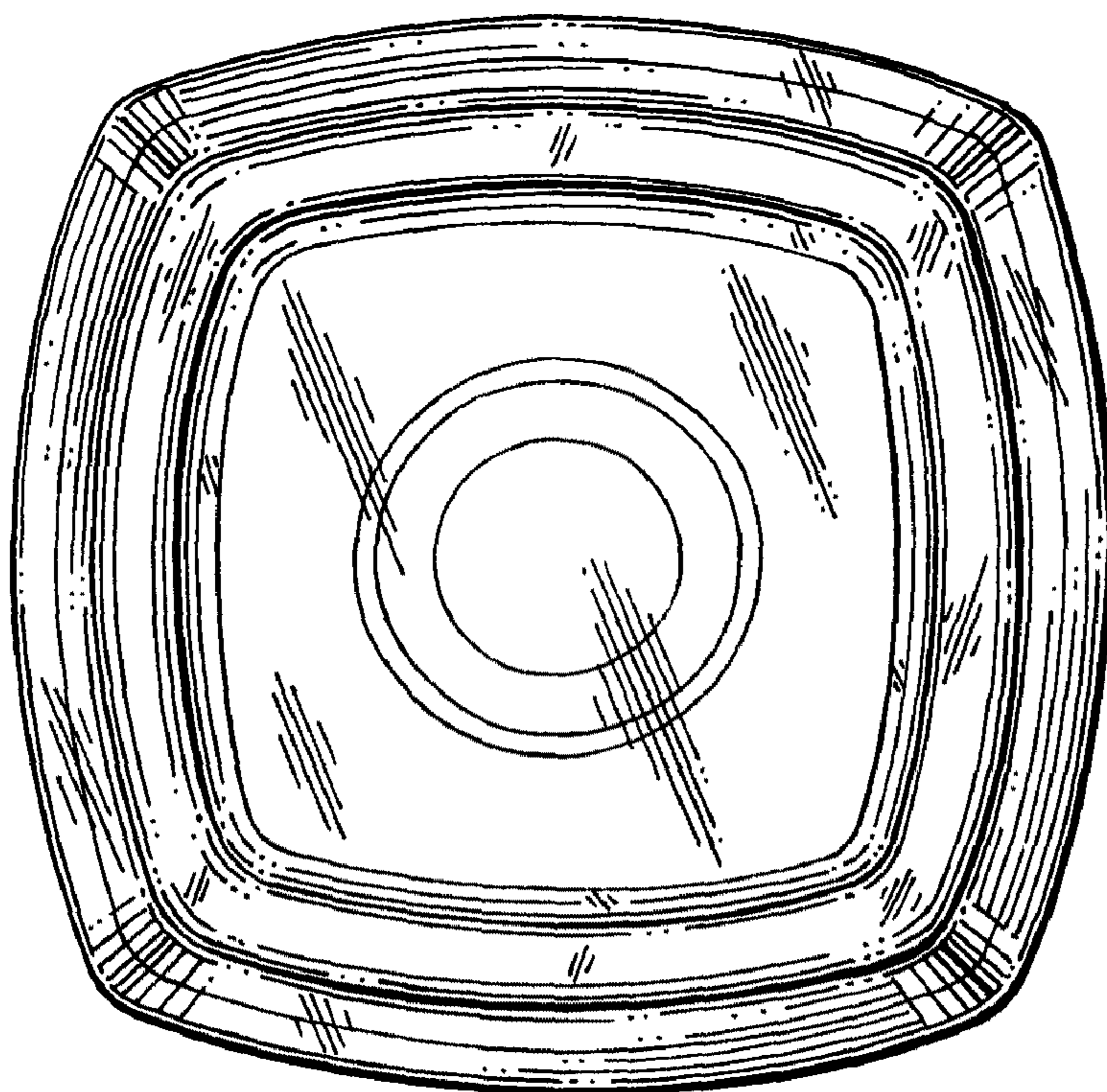


FIG. 4

FIG. 3

