



US00D612738S

(12) **United States Design Patent**
Bansal

(10) **Patent No.:** **US D612,738 S**
(45) **Date of Patent:** **** Mar. 30, 2010**

(54) **SQUEEZABLE PACKAGE WITH CAP**
(75) Inventor: **Vinod Kumar Bansal**, Edison, NJ (US)
(73) Assignee: **Conopco, Inc.**, Englewood Cliffs, NJ (US)
(**) Term: **14 Years**
(21) Appl. No.: **29/304,695**
(22) Filed: **Mar. 6, 2008**

(51) **LOC (9) Cl.** **09-01**
(52) **U.S. Cl.** **D9/529; D9/547; D9/574; D9/447**
(58) **Field of Classification Search** D9/516, D9/530, 542-543, 547, 574-575, 447, 449; 215/382-384; 220/660, 669
See application file for complete search history.

(56) **References Cited**

U.S. PATENT DOCUMENTS

D232,521 S * 8/1974 Roche D9/529 X
D284,942 S * 8/1986 Dinand D9/542
D317,869 S * 7/1991 Kipperman et al. D9/447 X
5,542,585 A * 8/1996 Peters et al. 222/531
D417,850 S * 12/1999 Miller D9/542
D428,344 S * 7/2000 Preston D9/574 X
D481,639 S * 11/2003 Crawford D9/542
D486,741 S * 2/2004 Houghton D9/542
D486,742 S * 2/2004 Houghton D9/574 X
D495,604 S * 9/2004 Lund et al. D9/542
D497,108 S * 10/2004 Lund et al. D9/542
D498,680 S * 11/2004 Cleary D9/542
D506,140 S 6/2005 Maus
D513,987 S 1/2006 Bansal
D514,945 S * 2/2006 Busa et al. D9/542
D528,006 S * 9/2006 Walther et al. D9/542
D531,513 S * 11/2006 Brooks D9/542
D533,073 S * 12/2006 Brunner et al. D9/624
D537,355 S * 2/2007 Brauner et al. D9/542 X

D541,661 S 5/2007 Wang et al
D546,190 S * 7/2007 Jones D9/542
D555,498 S * 11/2007 Bansal D9/574 X
D566,576 S * 4/2008 Thompson D21/542 X
D598,292 S * 8/2009 Rivard et al. D9/574 X
2004/0232023 A1 * 11/2004 Bansal et al. 206/427

FOREIGN PATENT DOCUMENTS

WO DM/066739 9/2005

OTHER PUBLICATIONS

Applicant: Bernard, et al., U.S. Appl. No. 29/271,473, filed Jan. 19, 2007, For: Container.
Applicant: Bansal, U.S. Appl. No. 29/304,683, filed Mar. 6, 2008, For: Squeezable Package.
Applicant: Bansal, U.S. Appl. No. 29/304,691, filed Mar. 6, 2008, For: Squeezable Package.

* cited by examiner

Primary Examiner—Carol Rademaker
(74) *Attorney, Agent, or Firm*—Ellen Plotkin

(57) **CLAIM**

The ornamental design for a squeezable package with cap, as shown and described.

DESCRIPTION

FIG. 1 is a top, front, and right side perspective view of a squeezable package with cap;
FIG. 2 is a front elevational view thereof;
FIG. 3 is a right side elevational view thereof;
FIG. 4 is a back elevational view thereof; and,
FIG. 5 is a top plan view thereof.

The claimed squeezable package is used to store a product, such as a spread, dressing or savory food, and could rest either right side up or upside down on a flat surface.

1 Claim, 5 Drawing Sheets

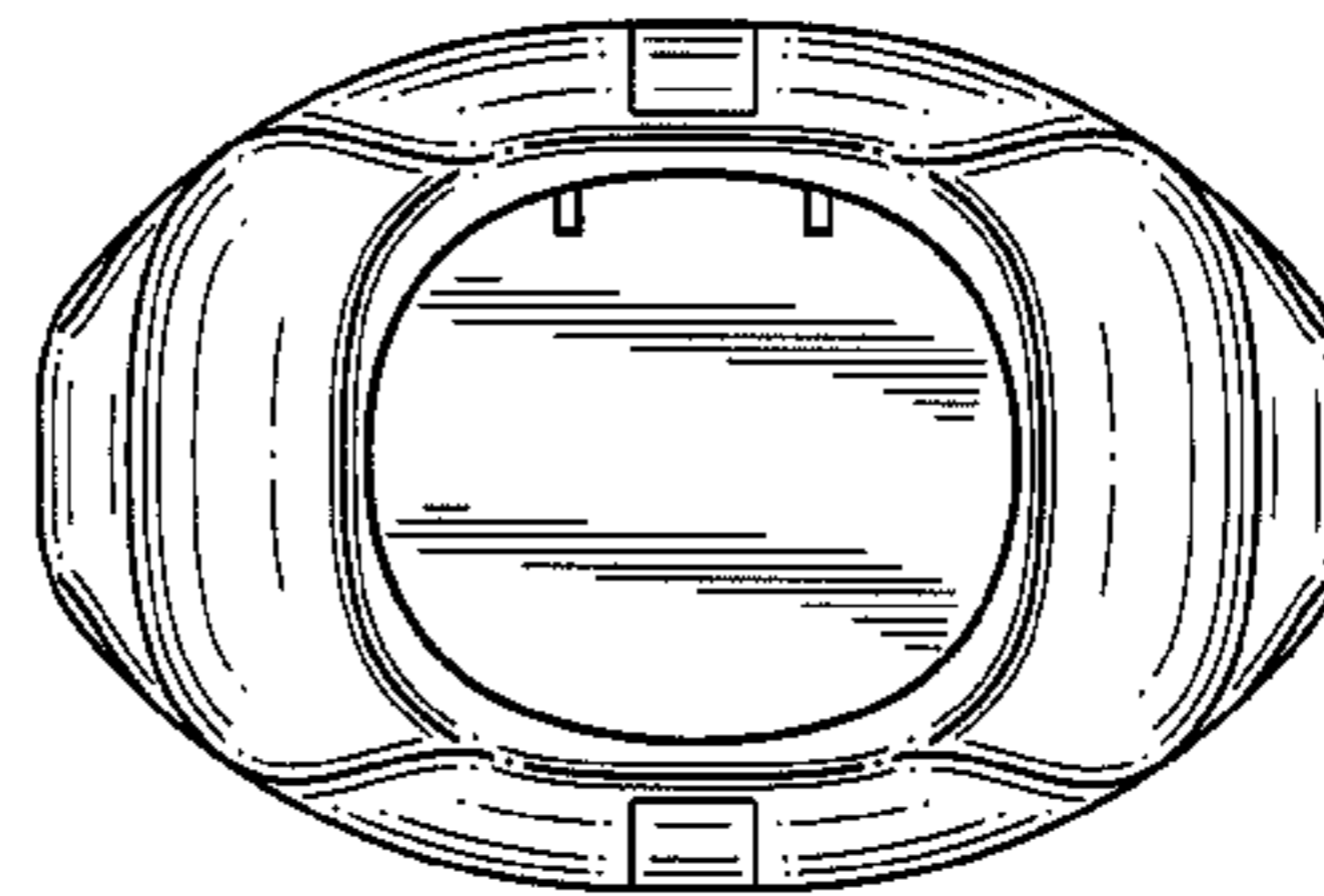
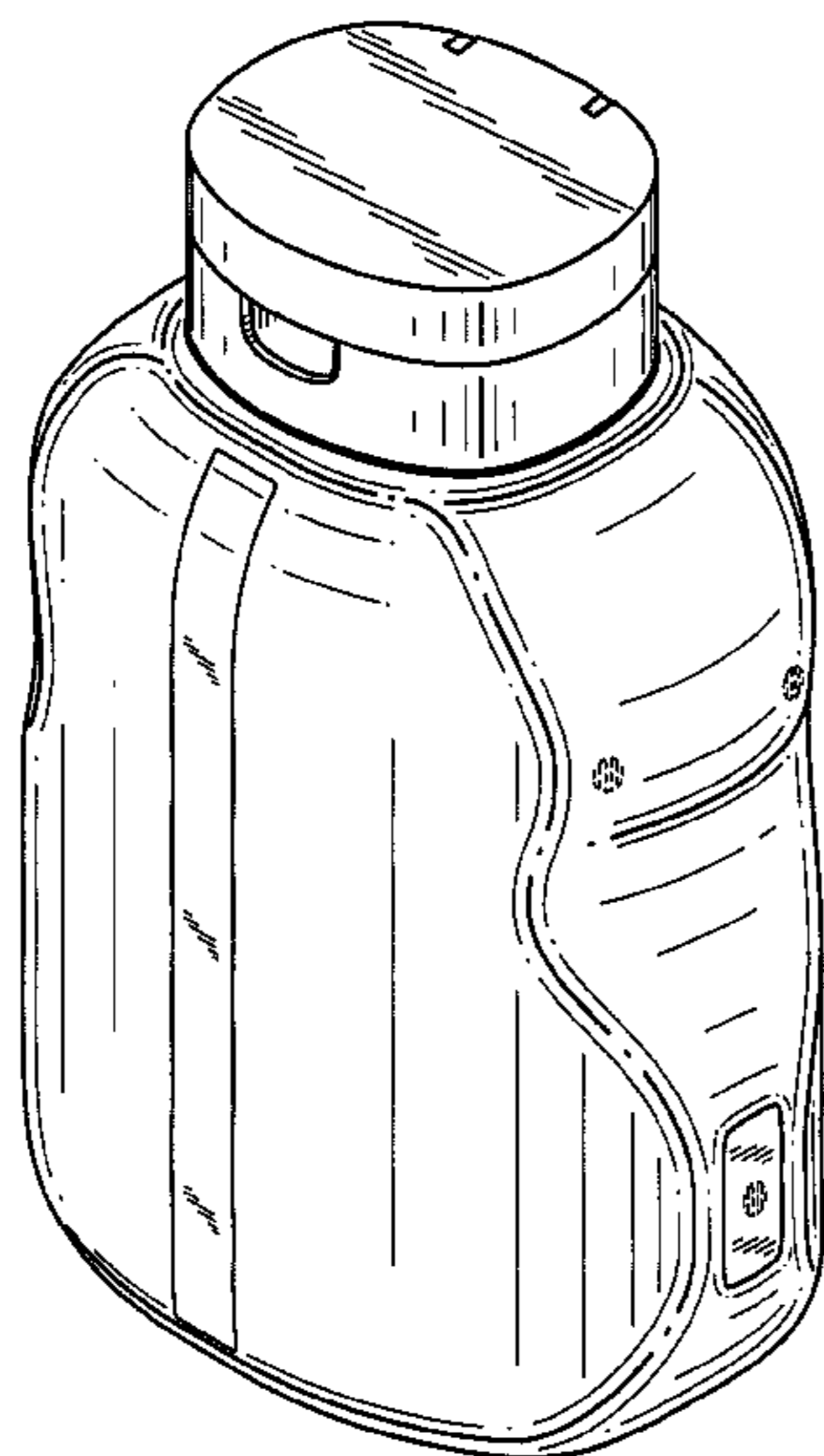


FIG. 1

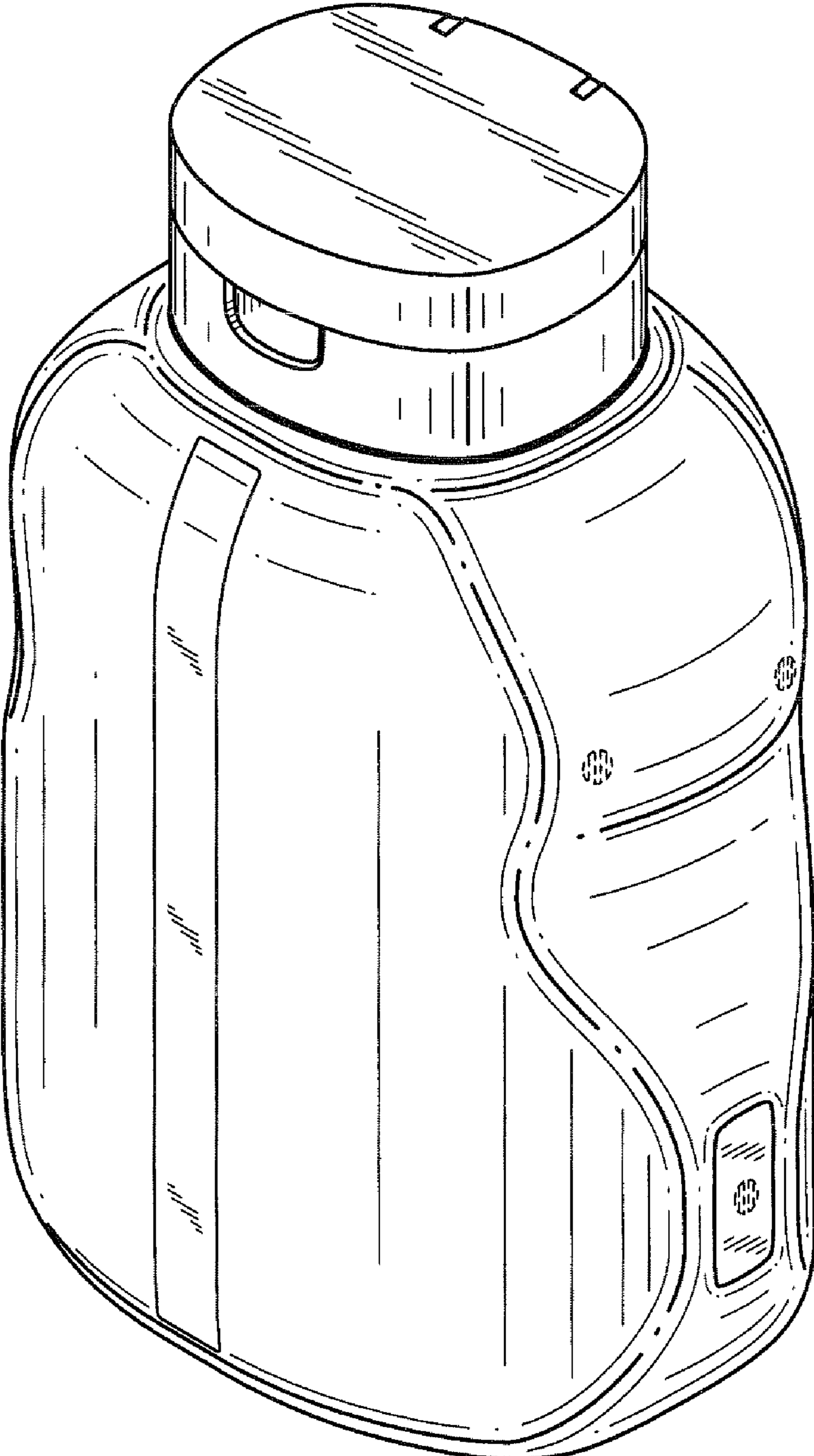


FIG. 2

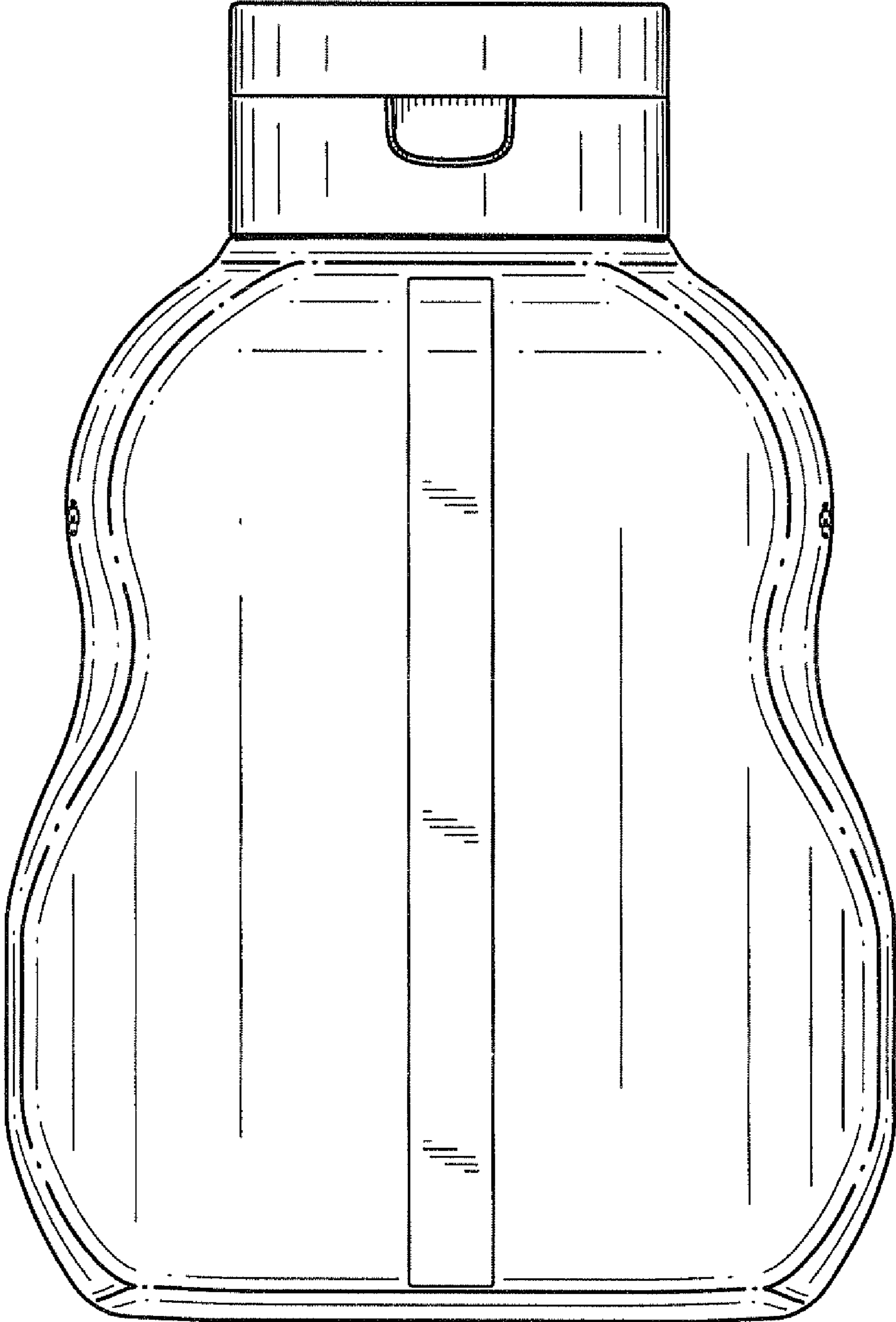


FIG. 3

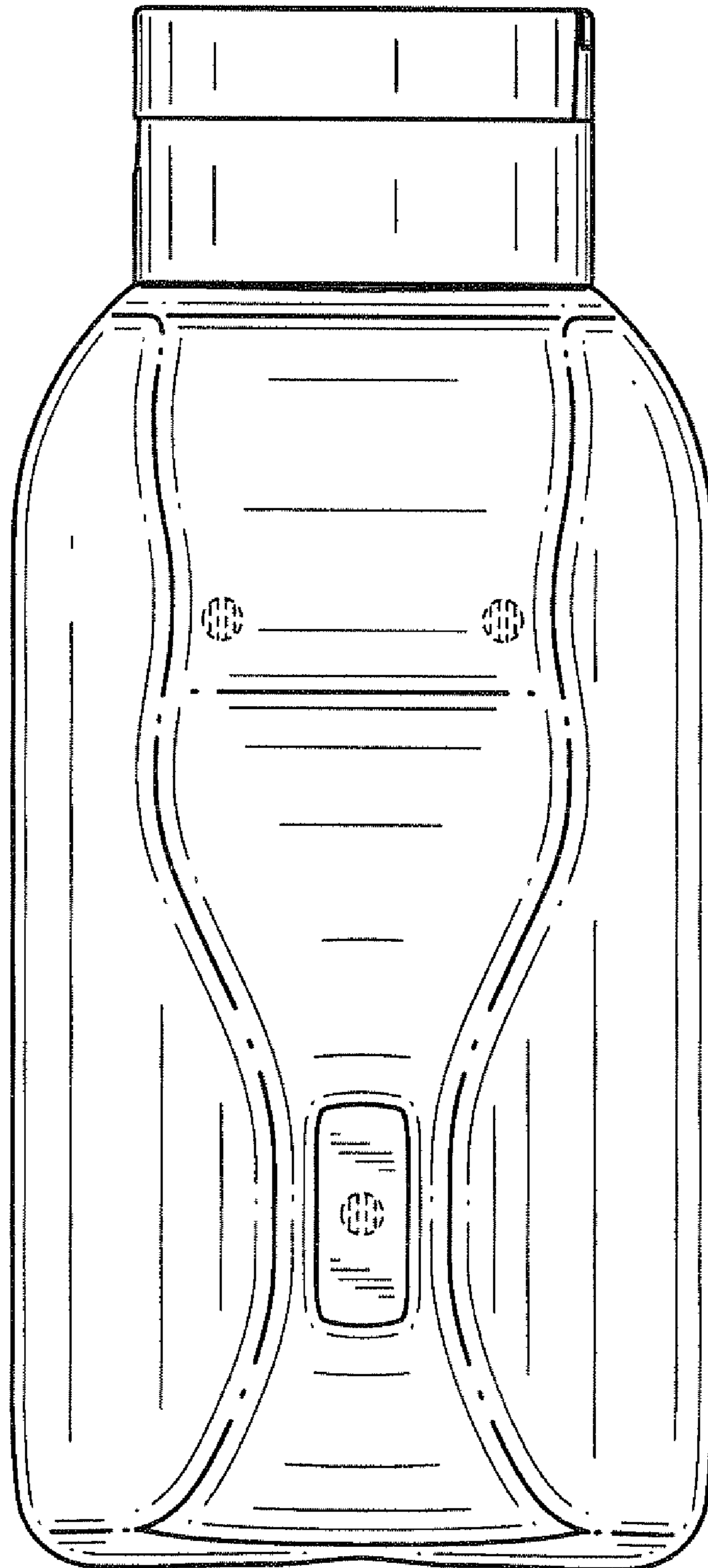


FIG. 4

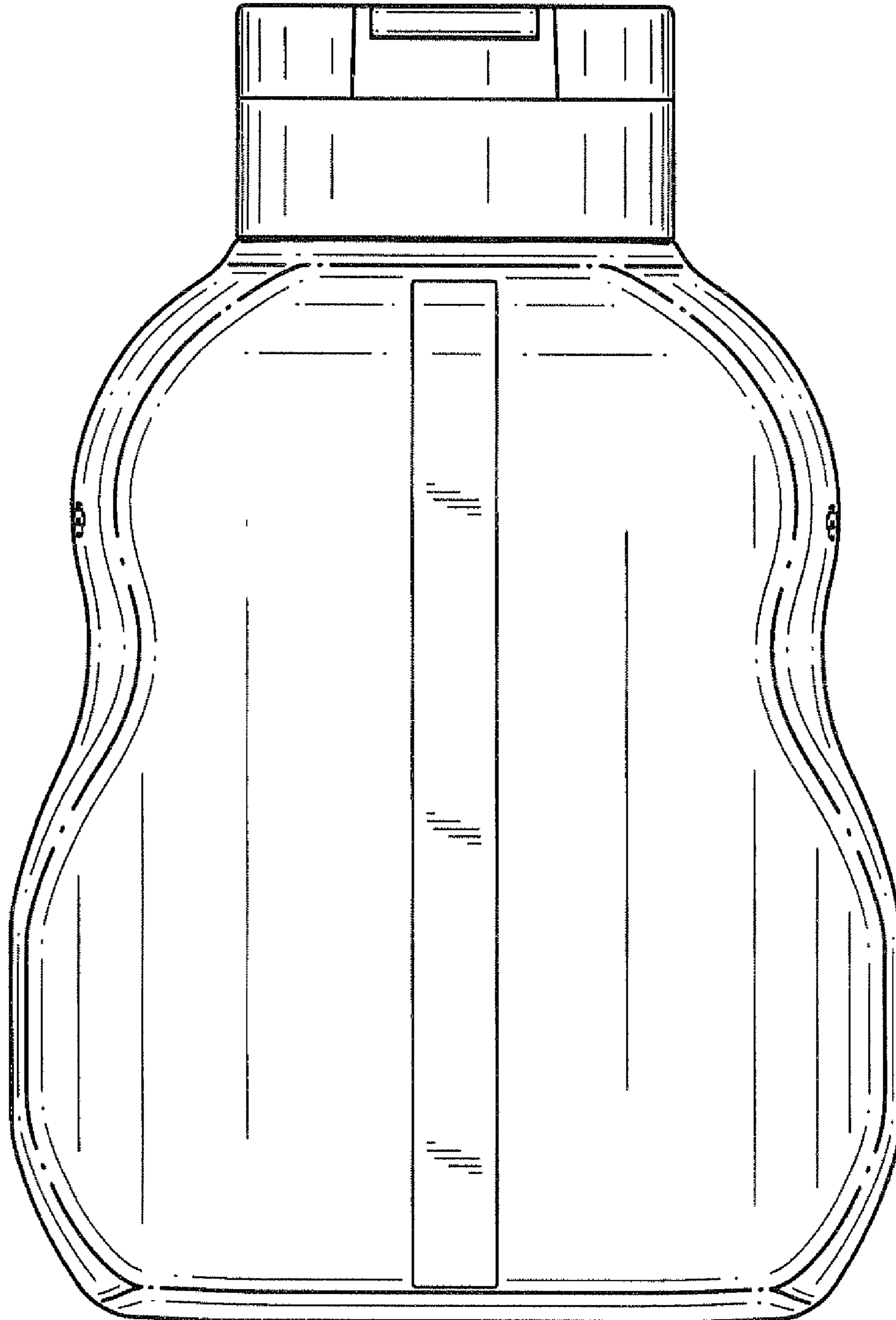


FIG. 5

