



US00D612727S

(12) **United States Design Patent**  
**Glynn**

(10) **Patent No.:** **US D612,727 S**

(45) **Date of Patent:** **\*\* Mar. 30, 2010**

(54) **CAP FOR NON-AEROSOL CONTAINERS**

D476,888 S \* 7/2003 Poisson et al. .... D9/435

D477,221 S \* 7/2003 Poisson et al. .... D9/435

(75) Inventor: **Nygel Joseph Glynn**, Laleham (GB)

(73) Assignee: **The Procter & Gamble Company**,  
Cincinnati, OH (US)

(\*\*) Term: **14 Years**

\* cited by examiner

*Primary Examiner*—Susan Bennett Hattan

(21) Appl. No.: **29/329,846**

(74) *Attorney, Agent, or Firm*—Mark A. Charles; Andrew J. Hagerty

(22) Filed: **Dec. 22, 2008**

(57) **CLAIM**

(51) **LOC (9) Cl.** ..... **09-07**

(52) **U.S. Cl.** ..... **D9/445; D9/443; D9/435**

(58) **Field of Classification Search** ..... D9/907,  
D9/697, 696, 695, 530, 454, 453, 445, 444,  
D9/443, 442, 439, 438, 436, 435, 434, 415;  
D7/536, 535, 533, 511, 396.2, 391; D3/326,  
D3/318, 302, 294; 222/568, 567, 566, 376,  
222/288, 214, 212.5; 215/356, 329, 305,  
215/228, 11.1

The ornamental design for a cap for non-aerosol containers,  
as shown and described.

See application file for complete search history.

**DESCRIPTION**

(56) **References Cited**

FIG. 1 is a perspective view of the cap;

FIG. 2 is a rear elevational view of the cap;

FIG. 3 is a front elevational view of the cap; and,

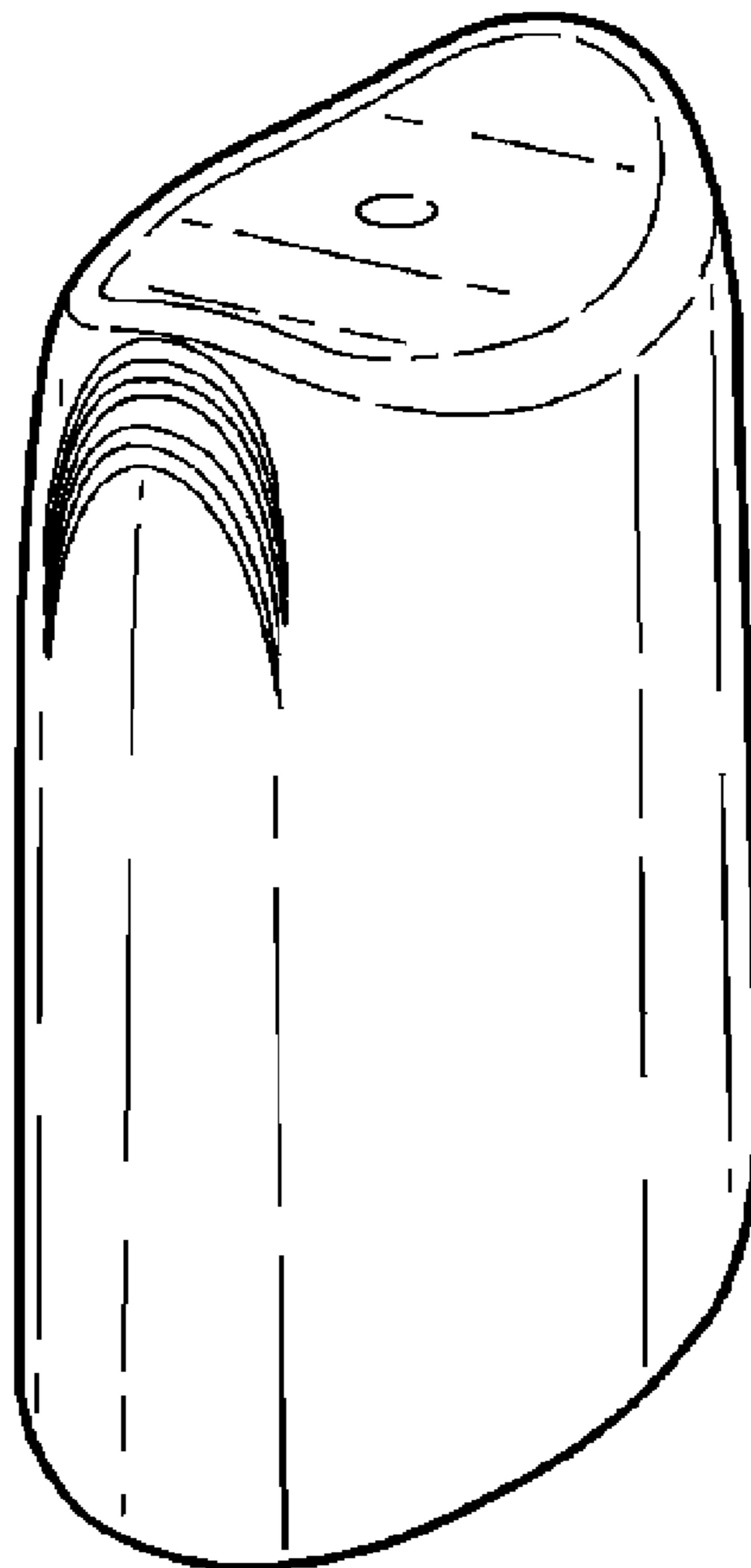
FIG. 4 is a top plan view of the cap.

**U.S. PATENT DOCUMENTS**

D471,809 S \* 3/2003 Poisson et al. .... D9/435

D476,887 S \* 7/2003 Poisson et al. .... D9/435

**1 Claim, 1 Drawing Sheet**



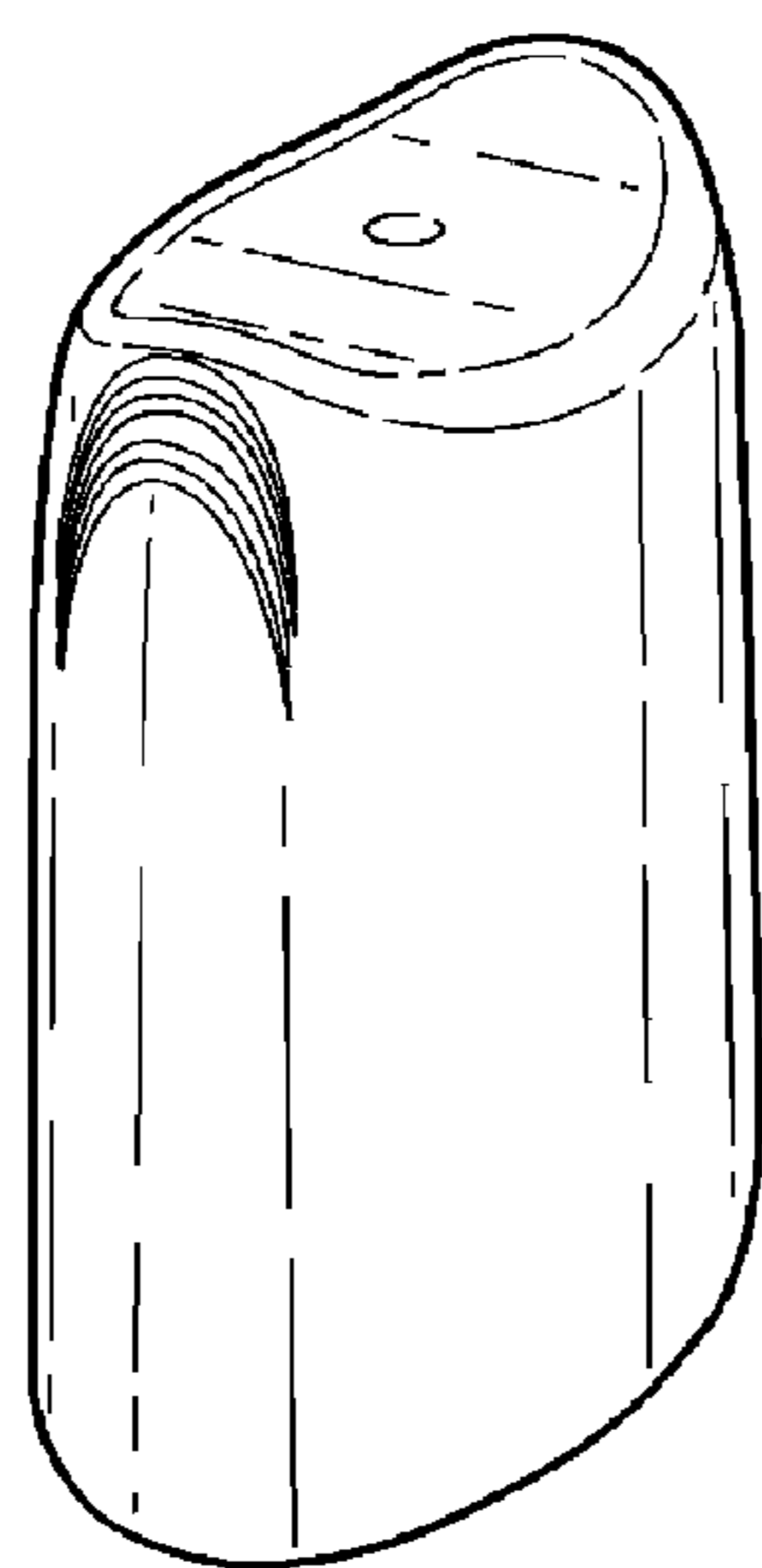


Fig. 1.




Fig. 2.




Fig. 3.

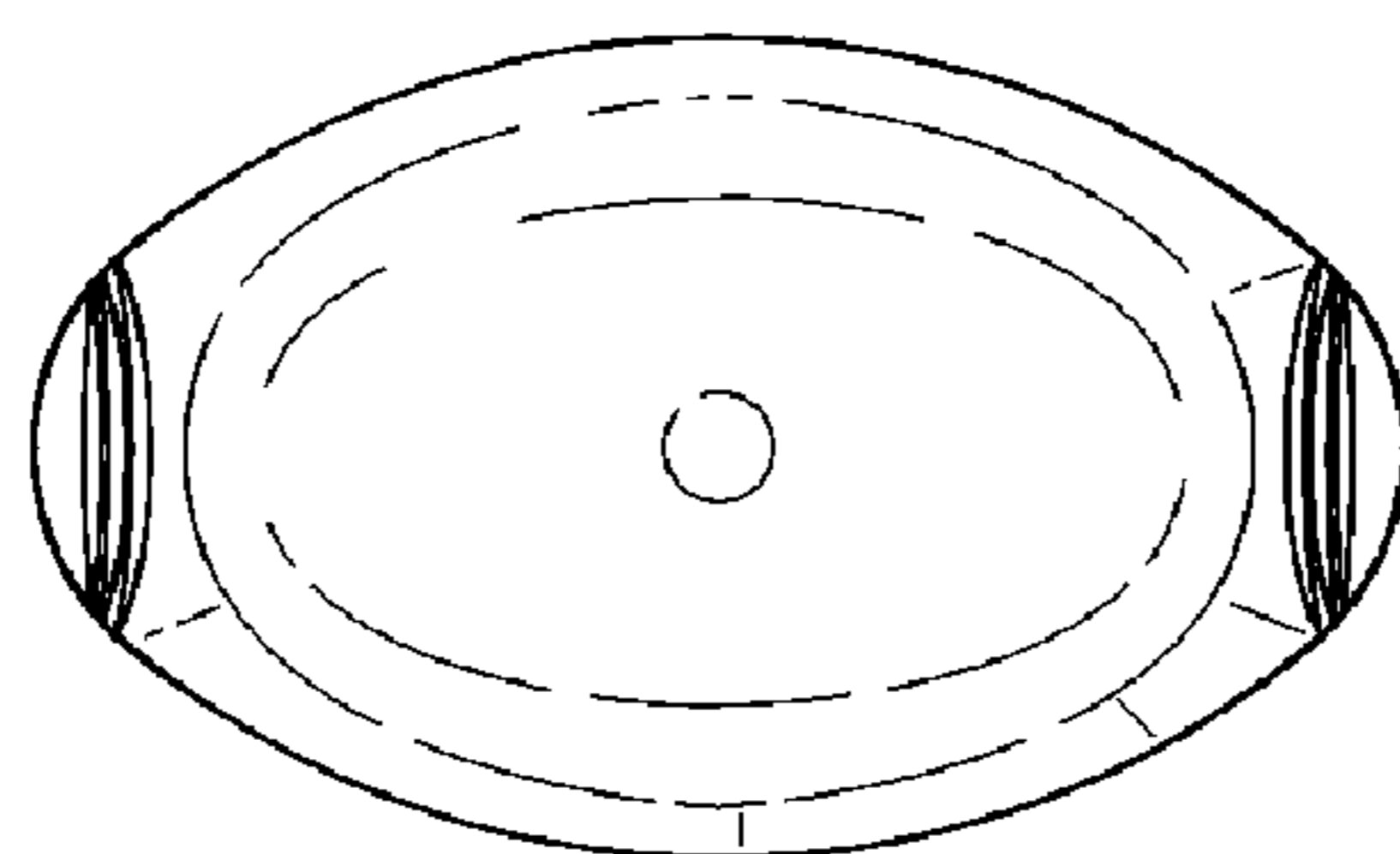


Fig. 4.