



US00D612714S

(12) **United States Design Patent**
Skubic

(10) **Patent No.:** **US D612,714 S**
(45) **Date of Patent:** **** Mar. 30, 2010**

(54) **HURRICANE SHUTTER FASTENER**

(76) Inventor: **Thomas Skubic**, 6236 St. Lucie Blvd.,
Ft. Pierce, FL (US) 34946

(**) Term: **14 Years**

(21) Appl. No.: **29/333,551**

(22) Filed: **Mar. 11, 2009**

(51) **LOC (9) Cl.** **08-08**

(52) **U.S. Cl.** **D8/387**

(58) **Field of Classification Search** D8/387,
D8/382, 388; 248/74.3; 156/71; 411/410,
411/403, 419, 378, 378.1, 393, 402, 411,
411/407

See application file for complete search history.

(56) **References Cited**

U.S. PATENT DOCUMENTS

D248,824 S *	8/1978	Imai et al.	D8/387
D260,103 S *	8/1981	Appel et al.	D21/483
D310,956 S *	10/1990	Huska	D8/387
D576,027 S *	9/2008	Lanz	D8/387

* cited by examiner

Primary Examiner—Holly H Baynham

Assistant Examiner—Sheryl Lane

(74) *Attorney, Agent, or Firm*—McHale & Slavin, P.A.

(57) **CLAIM**

The ornamental design for a hurricane shutter fastener, as shown and described.

DESCRIPTION

FIG. 1 is a top perspective view of the hurricane shutter fastener of the instant invention;

FIG. 2 is a front view thereof;

FIG. 3 is a right side view thereof;

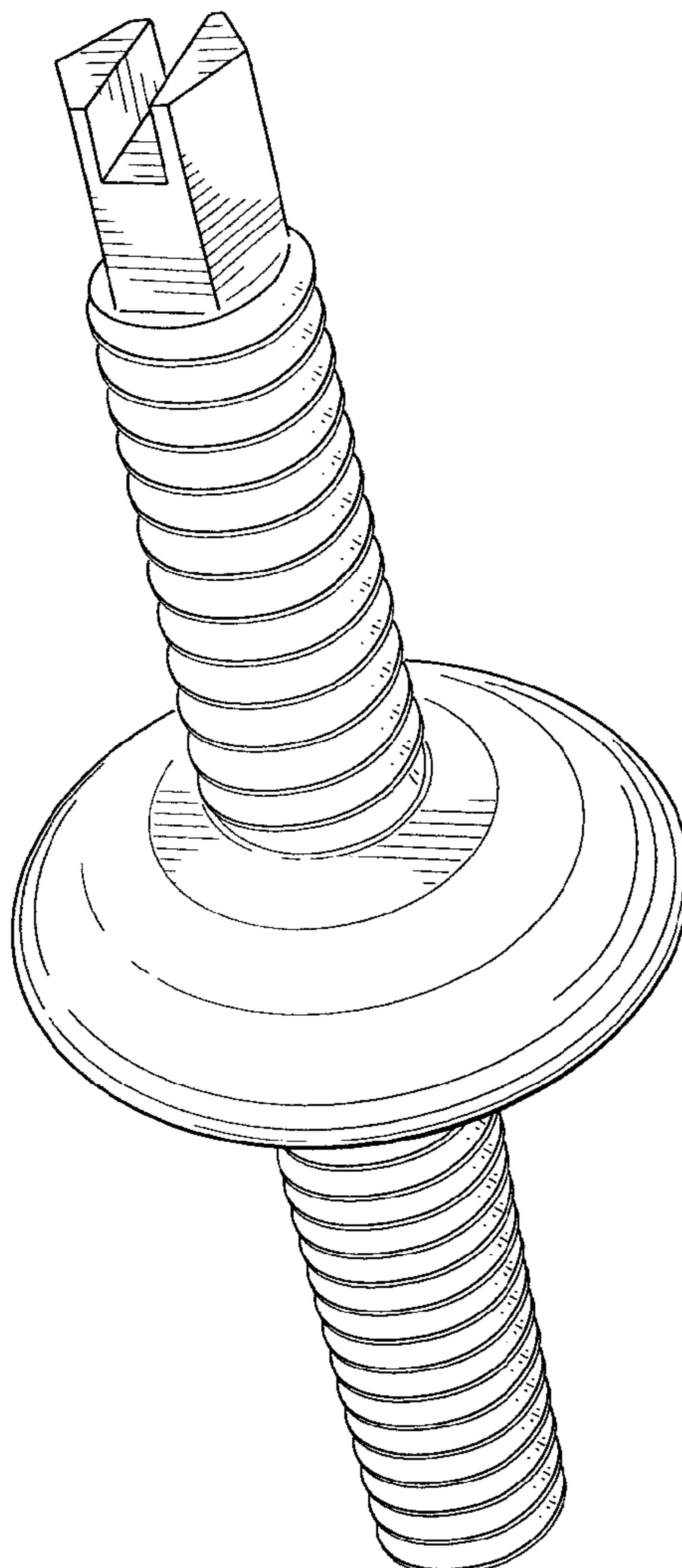
FIG. 4 is a rear view thereof;

FIG. 5 is a left side view thereof;

FIG. 6 is a top view thereof; and,

FIG. 7 is a bottom view thereof.

1 Claim, 4 Drawing Sheets



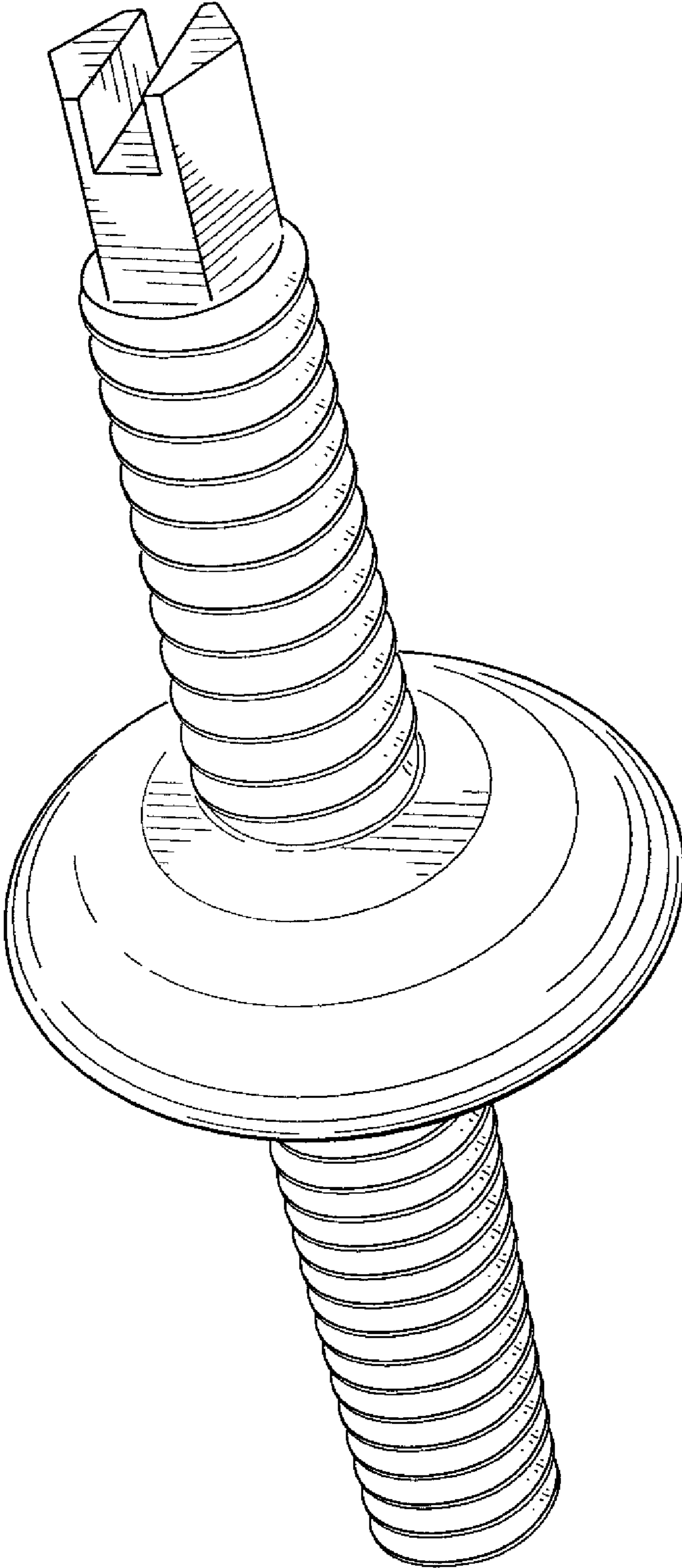


FIG. 1




FIG. 2




FIG. 3




FIG. 4

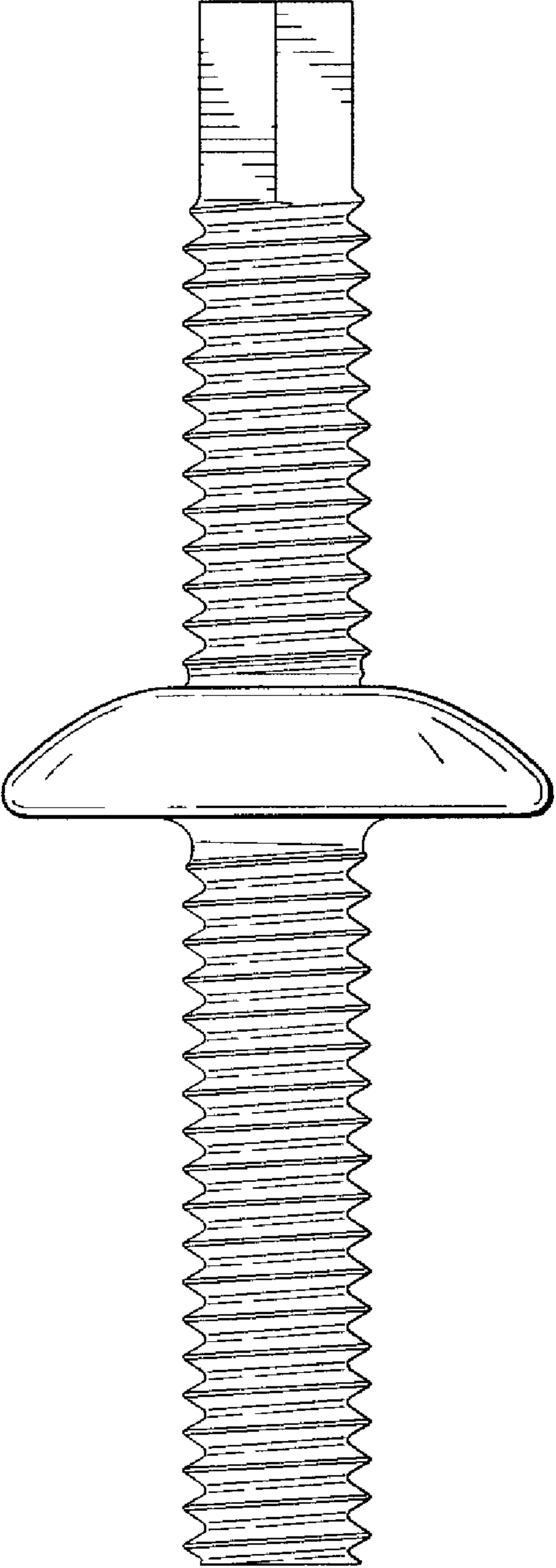


FIG. 5

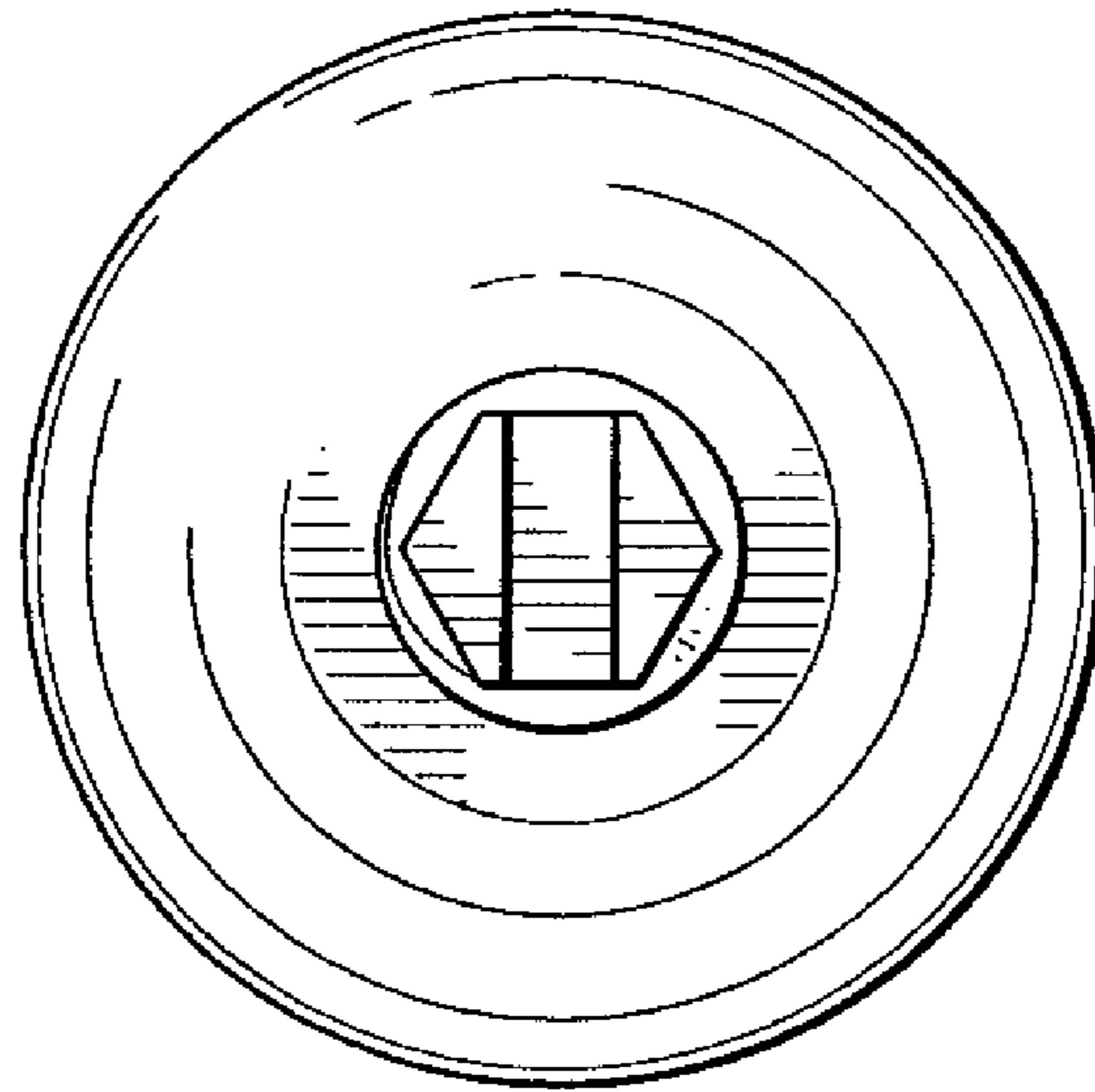


FIG. 6




FIG. 7