



US00D612706S

(12) **United States Design Patent**
Libman et al.

(10) **Patent No.:** **US D612,706 S**
(45) **Date of Patent:** **** Mar. 30, 2010**

(54) **HANDLE CAP**

(75) Inventors: **Robert J. Libman**, Arcola, IL (US);
Enzo Berti, Pianiga (IT)

(73) Assignee: **The Libman Company**, Arcola, IL (US)

(**) Term: **14 Years**

(21) Appl. No.: **29/298,443**

(22) Filed: **Dec. 5, 2007**

(51) **LOC (9) Cl.** **08-06**

(52) **U.S. Cl.** **D8/321; D8/300; D8/107;**
D32/52

(58) **Field of Classification Search** D8/1,
D8/71, 99, 100, 107, 300, 303, 307, 322,
D8/321, DIG. 6, DIG. 7, DIG. 8; D7/401.2,
D7/393, 395, 387; D4/134, 135, 138; D32/50-52;
15/144.1, 160; 16/902, 421, DIG. 12
See application file for complete search history.

(56) **References Cited**

U.S. PATENT DOCUMENTS

D258,861 S *	4/1981	Bratton et al.	D7/387
D282,710 S *	2/1986	Vosbikian	D8/1
D323,095 S *	1/1992	Usbeck	D7/395
D327,809 S *	7/1992	Hacker	D7/395
D330,321 S *	10/1992	Berti	D8/107
D337,694 S *	7/1993	Hacker et al.	D7/395
D346,543 S *	5/1994	Berti et al.	D8/107
D361,695 S *	8/1995	Sutker	D7/401.2
D374,795 S *	10/1996	Lie	D7/395
D411,780 S *	7/1999	Muller	D7/393
D421,881 S *	3/2000	Wen	D8/10
D427,044 S *	6/2000	White et al.	D8/107

D450,993 S *	11/2001	Kayson et al.	D8/99
D479,024 S *	8/2003	Libman	D32/52
D482,874 S *	12/2003	Dotterman	D4/138
D485,483 S *	1/2004	Heathcock et al.	D8/107
7,000,281 B1 *	2/2006	Morad	15/106
D543,433 S *	5/2007	Gao	D8/107
D543,829 S *	6/2007	Berti	D8/321
D581,244 S *	11/2008	Berti	D8/321

* cited by examiner

Primary Examiner—Stella M Reid

Assistant Examiner—Mark A Goodwin

(74) *Attorney, Agent, or Firm*—Banner & Witcoff, Ltd.

(57) **CLAIM**

The ornamental design for a handle cap, as shown and described.

DESCRIPTION

FIG. 1 is a front right top perspective view of a handle cap showing our new design;

FIG. 2 is a front view thereof;

FIG. 3 is a rear view thereof;

FIG. 4 is a right side view thereof;

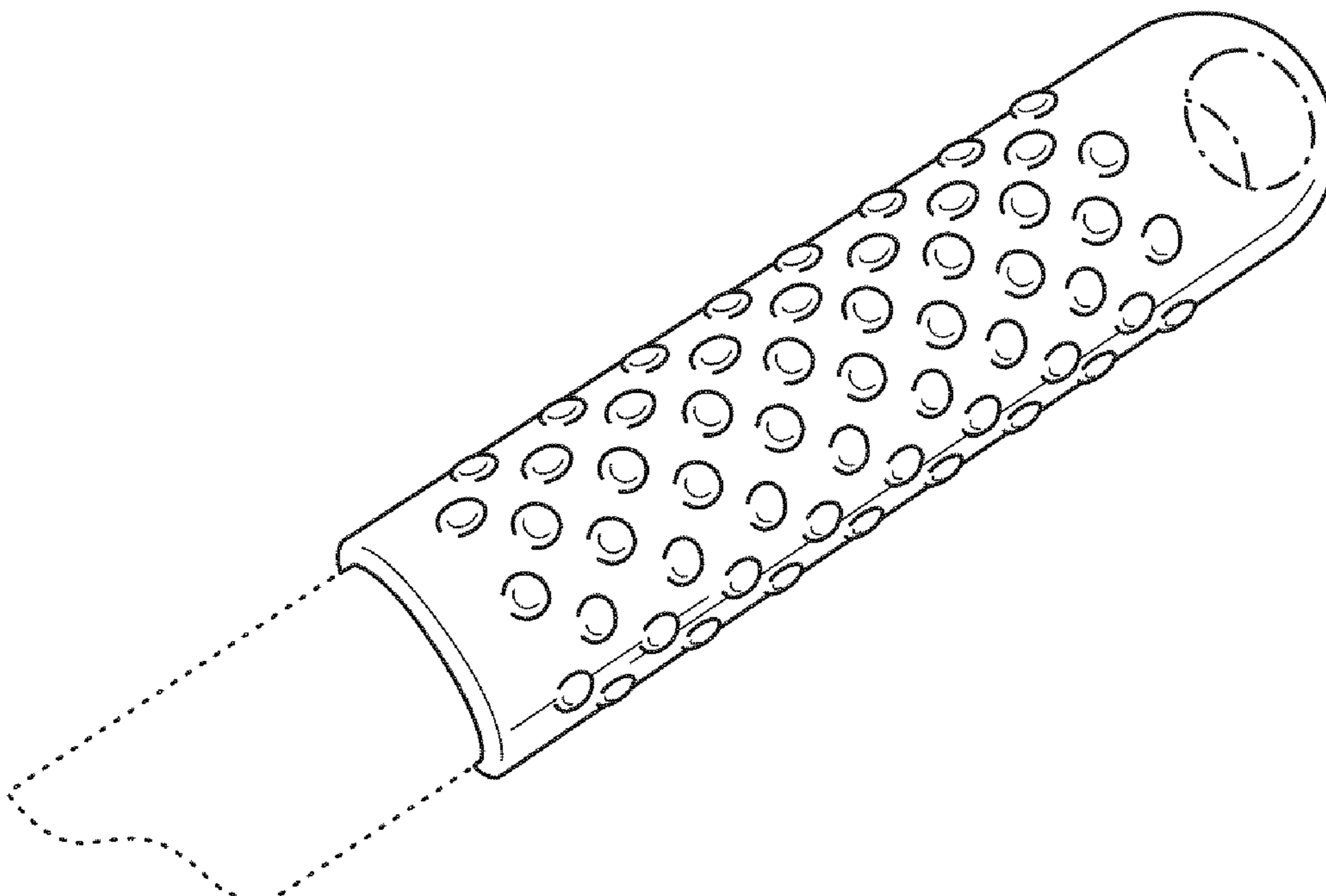
FIG. 5 is a left side view thereof;

FIG. 6 is a top view thereof; and,

FIG. 7 is a bottom view thereof.

The dash-dot-dash broken lines immediately adjacent to the shaded areas represent unclaimed boundaries of the claimed design. The dotted broken lines are for illustrative purposes only and form no part of the claimed design.

1 Claim, 7 Drawing Sheets



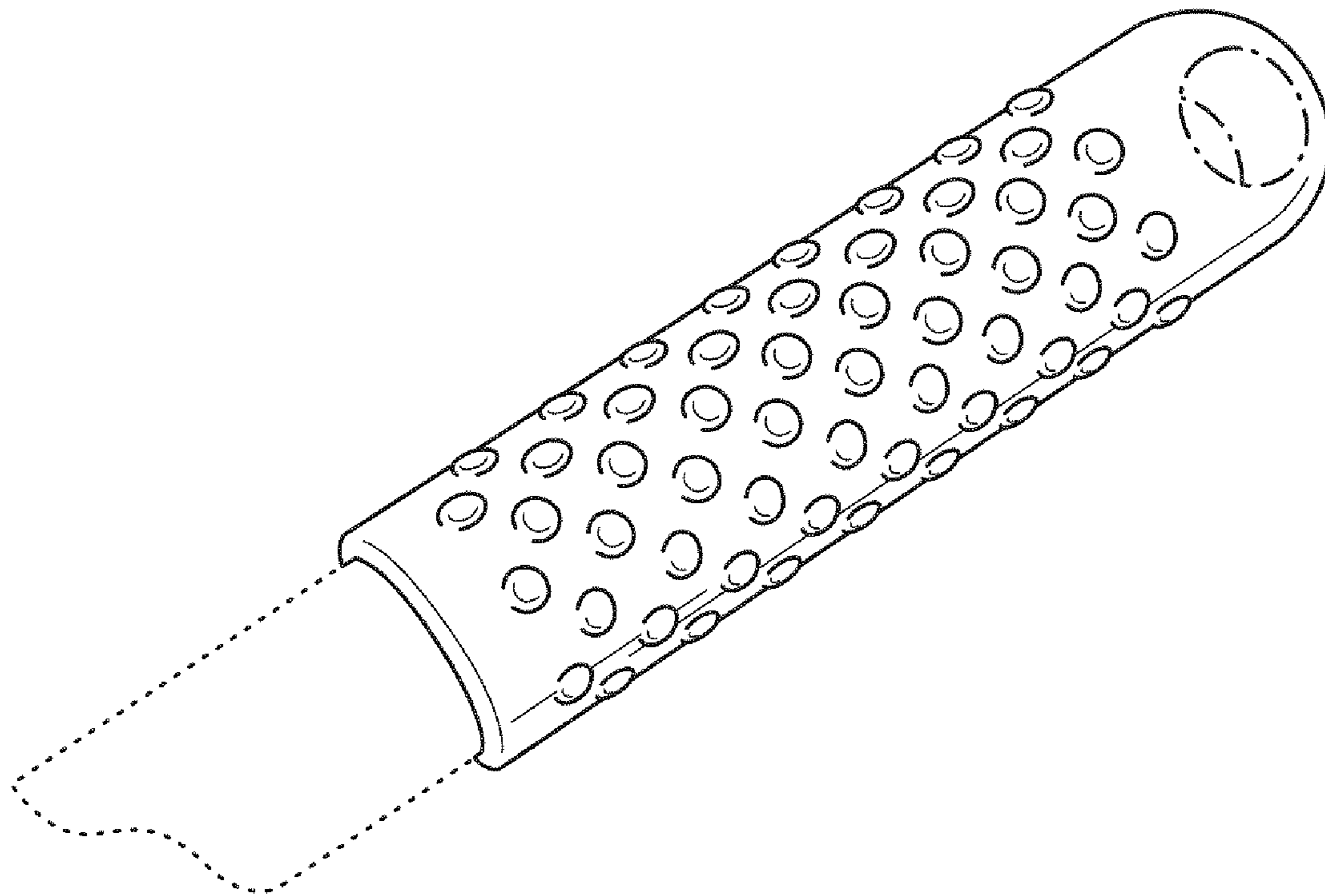


FIG. 1

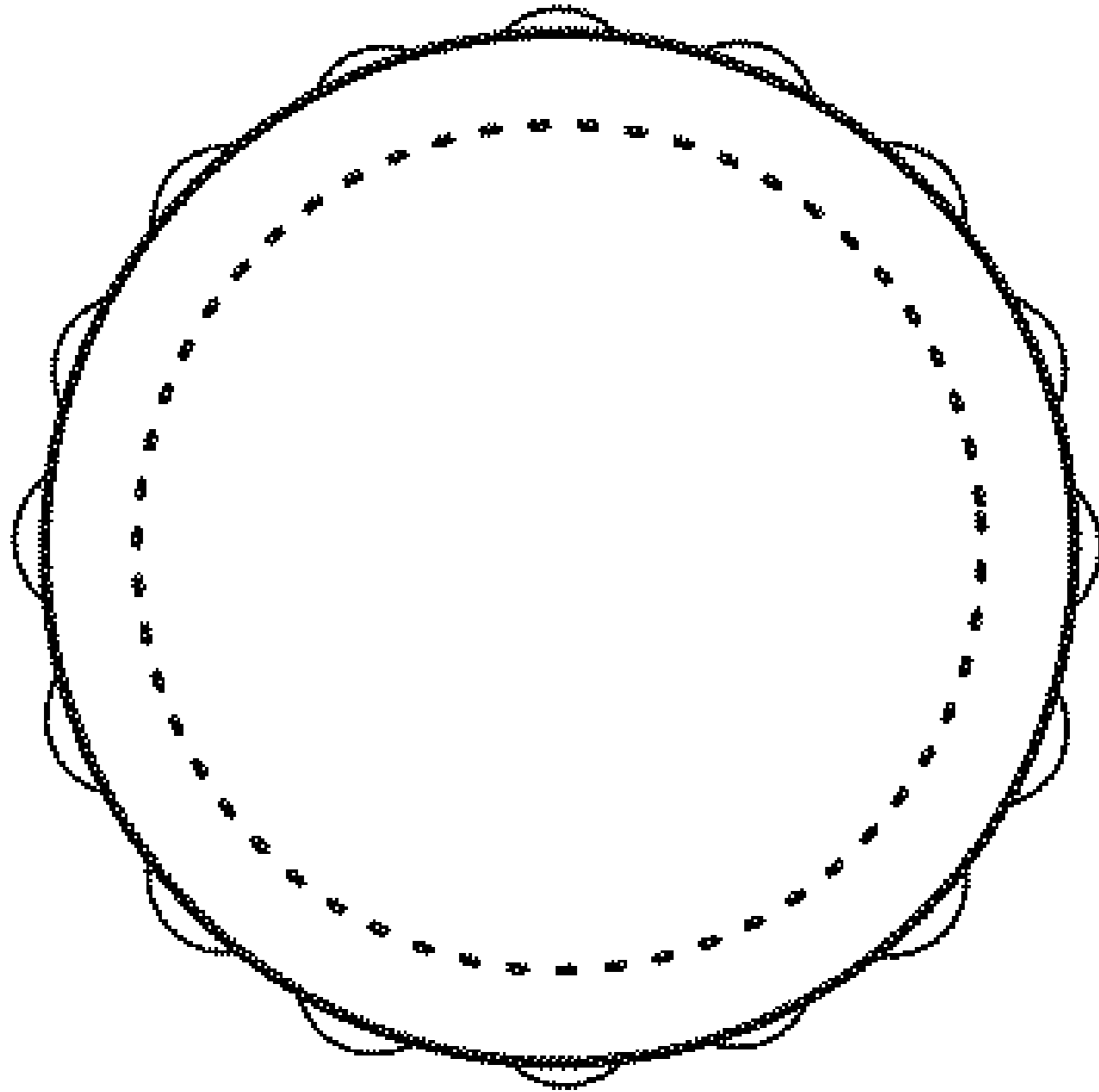


FIG. 2

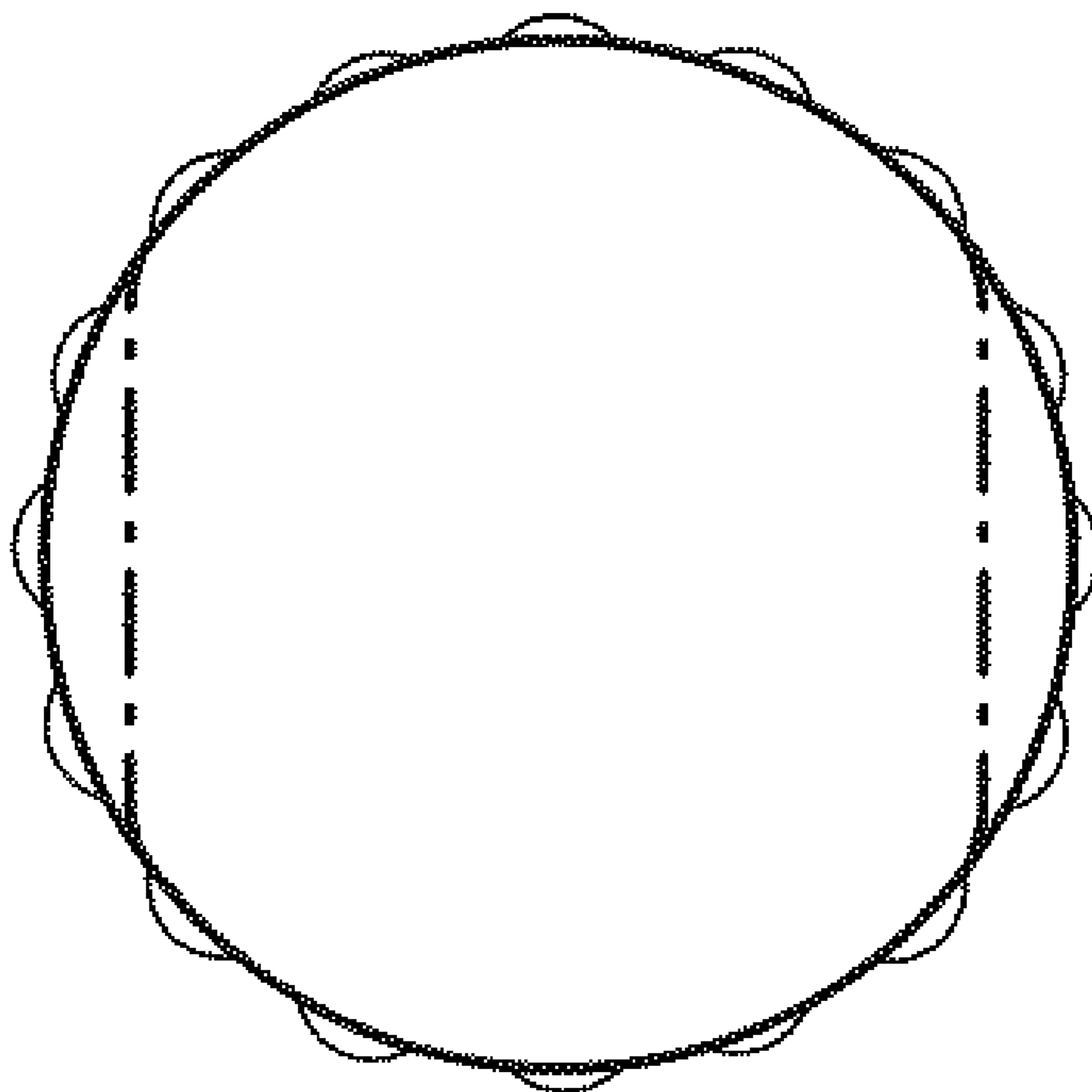


FIG. 3

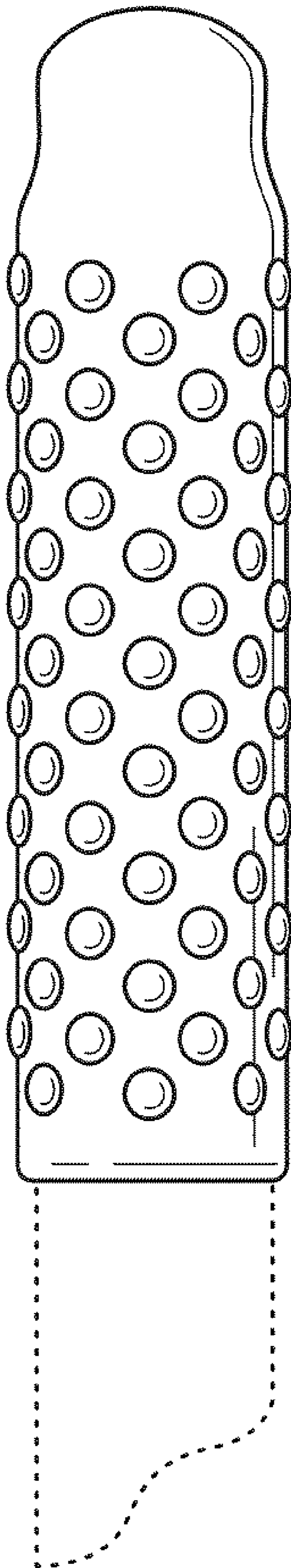


FIG. 4

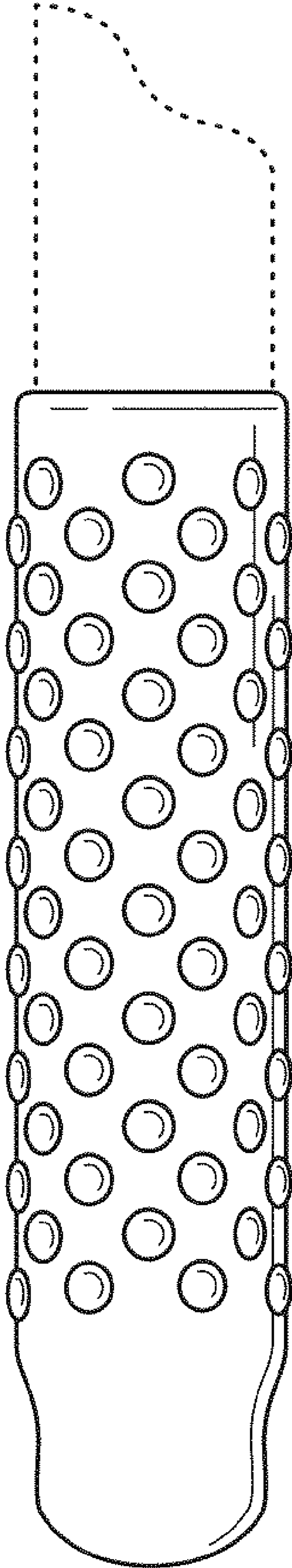


FIG. 5

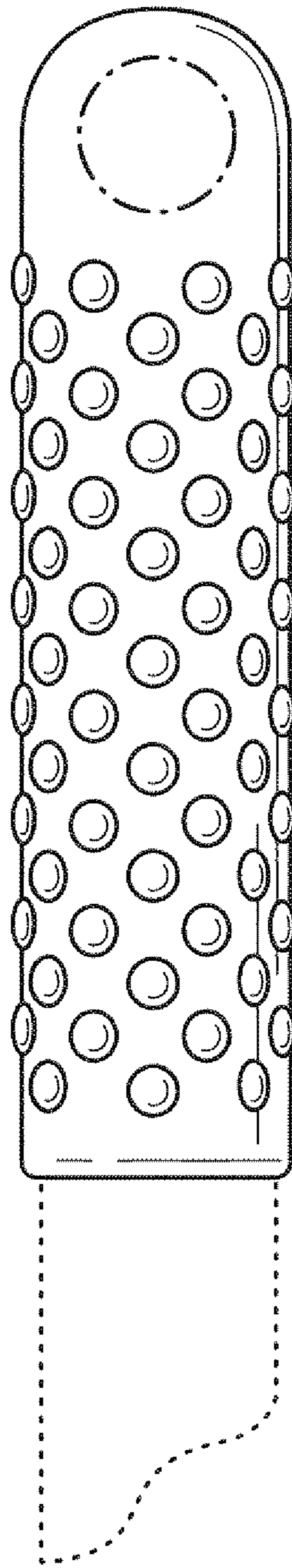


FIG. 6

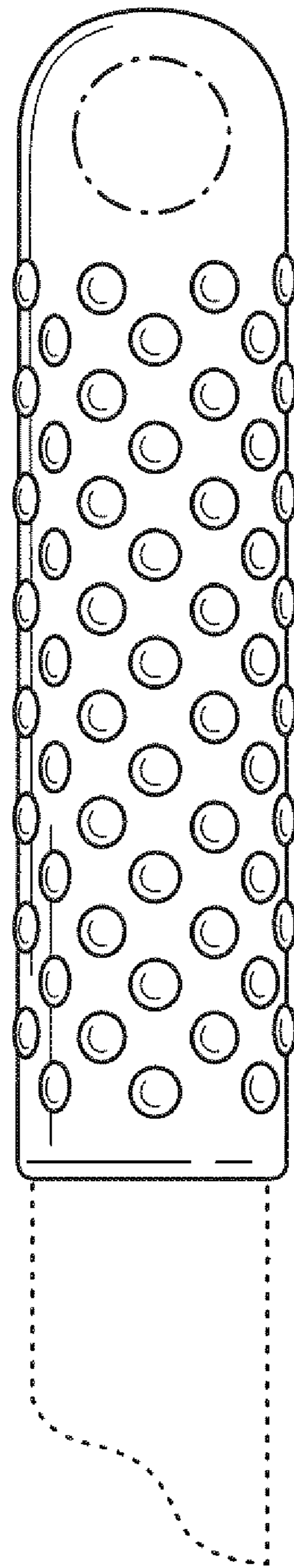


FIG. 7