



US00D612701S

(12) **United States Design Patent**
Jones

(10) **Patent No.:** **US D612,701 S**
(45) **Date of Patent:** **** Mar. 30, 2010**

(54) **BLOCK PLANE**

(75) Inventor: **Steven K. Jones**, Ottawa (CA)

(73) Assignee: **Lee Valley Tools, Ltd.**, Ottawa, Ontario (CA)

(**) Term: **14 Years**

(21) Appl. No.: **29/327,654**

(22) Filed: **Nov. 11, 2008**

(51) **LOC (9) Cl.** **08-03**

(52) **U.S. Cl.** **D8/101**

(58) **Field of Classification Search** D8/101,
D8/51, 14, 98; 30/478-492

See application file for complete search history.

(56) **References Cited**

U.S. PATENT DOCUMENTS

6,304 A	4/1849	Blye
13,381 A	8/1855	Bailey
81,879 A	9/1868	Comp
97,833 A	12/1869	Tanner
99,275 A	1/1870	Tredway

(Continued)

FOREIGN PATENT DOCUMENTS

CA	554421	3/1958
----	--------	--------

(Continued)

OTHER PUBLICATIONS

Fale's Patent Plane—Patented Transitional and Metallic Planes in America, 1827-1927, p. 101, The North Village Publishing Co., 1981.

(Continued)

Primary Examiner—Philip S Hyder
Assistant Examiner—Roselynn Cody

(74) *Attorney, Agent, or Firm*—Kilpatrick Stockton LLP; John S. Pratt; Camilla C. Williams

(57) **CLAIM**

The ornamental design for a block plane, as shown and described.

DESCRIPTION

FIG. 1 is a perspective view of the block plane.

FIG. 2 is a top plan view of the block plane shown in FIG. 1.

FIG. 3 is a bottom plan view of the block plane shown in FIG. 1.

FIG. 4 is a right side elevation view of the block plane shown in FIG. 1, the left side view of which is a mirror image of the right side elevation.

FIG. 5 is a front elevation view of the block plane shown in FIG. 1.

FIG. 6 is a back elevation view of the block plane shown in FIG. 1.

FIG. 7 is a perspective view of another variant of the block plane shown in FIG. 1.

FIG. 8 is a top plan view of the block plane shown in FIG. 7.

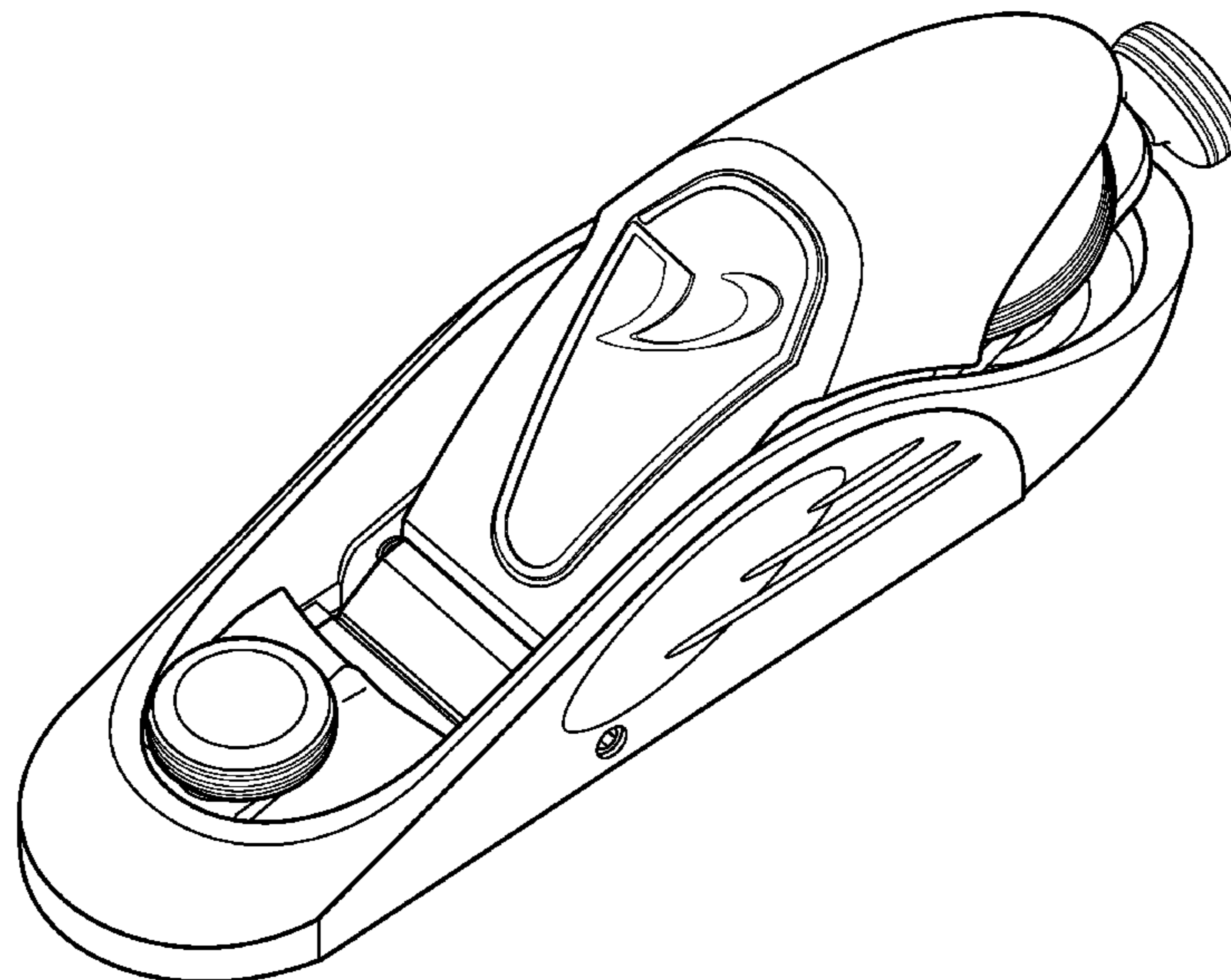
FIG. 9 is a right side elevation view of the block plane shown in FIG. 7, the left side view of which is a mirror image of the right side elevation; and,

FIG. 10 is a front elevation view of the block plane shown in FIG. 7.

The bottom, and back of the block plane shown in FIG. 7 are identical to those of the block plane shown in FIG. 1.

The broken lines in the drawings form no part of the claimed design.

1 Claim, 5 Drawing Sheets



US D612,701 S

Page 2

U.S. PATENT DOCUMENTS

135,341 A 1/1873 Jones
 186,281 A 1/1877 Traut
 201,068 A 3/1878 Taylor
 216,698 A 6/1879 Price
 228,766 A 6/1880 Kinney
 274,600 A 3/1883 Heggglund
 296,207 A 4/1884 Mosher et al.
 305,603 A 9/1884 Keiser
 306,763 A 10/1884 Laskey
 306,877 A 10/1884 Traut
 315,014 A 4/1885 Duncan et al.
 316,296 A 4/1885 Rodier
 323,804 A 8/1885 Gage
 368,003 A 8/1887 Polhemus
 369,908 A 9/1887 Blair
 383,234 A 5/1888 Milsap
 545,732 A 9/1895 Schade
 556,835 A 3/1896 Smith
 636,830 A 11/1899 Miller
 661,559 A 11/1900 Smith
 744,411 A 11/1903 Sarasin
 749,827 A 1/1904 Sjolander
 779,392 A 1/1905 Bjordal
 781,771 A 2/1905 Gardner
 805,841 A 11/1905 Carson
 821,525 A 5/1906 Nordquist
 837,978 A 12/1906 Traut
 857,514 A 6/1907 Beasley
 902,977 A 11/1908 Link
 917,568 A 4/1909 Ekman
 1,048,455 A 12/1912 Burdick
 1,057,582 A 4/1913 Schade
 1,090,225 A 3/1914 Page
 1,098,706 A 6/1914 Bodmer
 1,221,436 A 4/1917 Gaede
 1,264,350 A 4/1918 Unsinger
 1,332,919 A 3/1920 Ritter
 1,361,125 A 12/1920 Wilson
 1,399,631 A 12/1921 Lofdahl et al.
 1,417,857 A 5/1922 Pfeiffer
 1,432,035 A 10/1922 Potter
 1,439,207 A 12/1922 Vaughan
 1,440,649 A 1/1923 Tvedt
 1,448,775 A 3/1923 Trump
 1,567,342 A 12/1925 Szako
 1,618,604 A 2/1927 Riggs
 1,645,781 A 10/1927 Szako
 1,722,742 A 7/1929 Gloschen
 1,726,124 A 8/1929 Rodionoff
 1,914,609 A 6/1933 MacAller
 D137,230 S 2/1944 Oxhandler
 2,347,570 A 4/1944 Lavietes
 2,371,946 A 3/1945 Benn
 D141,110 S 5/1945 Doniger
 D159,339 S 7/1950 Huxtable
 2,550,766 A 5/1951 Bryant
 2,565,193 A 8/1951 Aubin
 2,568,665 A 9/1951 Shaler
 2,597,158 A 5/1952 Mastripolito
 2,645,259 A 7/1953 Ackland
 2,648,363 A 8/1953 Weber
 2,655,721 A 10/1953 Einhorn
 2,682,699 A 7/1954 Merrill
 2,693,029 A 11/1954 Kass
 2,699,805 A 1/1955 Richter
 2,752,963 A 7/1956 Streckert
 2,758,619 A 8/1956 Swansen et al.
 2,839,109 A 6/1958 Wilson et al.
 2,986,185 A 5/1961 Richter
 3,026,927 A 3/1962 Matheis et al.
 3,028,892 A 4/1962 Filia

3,523,348 A 8/1970 Nilsson
 3,644,993 A 2/1972 Chupp
 3,710,467 A 1/1973 Coon et al.
 3,763,531 A 10/1973 Dancsik
 3,766,649 A 10/1973 Winbauer
 3,983,595 A 10/1976 Knudsen et al.
 4,027,388 A 6/1977 Fletcher
 4,088,165 A 5/1978 Andersson
 D258,261 S 2/1981 Hayes
 D260,728 S 9/1981 Breger
 4,444,235 A 4/1984 Hott
 4,492,260 A 1/1985 Whiteford
 D277,641 S 2/1985 Hayes et al.
 4,498,513 A 2/1985 Derivaz
 D281,857 S 12/1985 Groves
 4,589,209 A 5/1986 Zarges et al.
 D287,457 S 12/1986 Listes
 4,821,419 A 4/1989 Lee
 5,459,928 A 10/1995 Lynn et al.
 5,595,378 A 1/1997 Martinsson et al.
 5,694,696 A 12/1997 Lee et al.
 5,711,515 A 1/1998 Nishimura
 5,940,970 A 8/1999 D'Ambro et al.
 D435,777 S 1/2001 Jones et al.
 6,347,456 B1 2/2002 Jones et al.
 6,435,497 B1 8/2002 Borter
 D474,955 S 5/2003 Saunders
 6,615,497 B1 9/2003 Saunders et al.
 D481,288 S 10/2003 Saunders
 6,708,412 B2 3/2004 Saunders et al.
 7,117,602 B2 10/2006 Saunders
 D563,190 S 3/2008 Lee et al.
 7,444,750 B2 11/2008 Saunders
 2003/0037446 A1 2/2003 Saunders et al.
 2004/0068878 A1 4/2004 Lin
 2004/0074098 A1 4/2004 Schwartz et al.
 2005/0061398 A1 3/2005 Saunders
 2005/0188553 A1 9/2005 Lee et al.
 2005/0229409 A1 10/2005 Saunders

FOREIGN PATENT DOCUMENTS

DE 0046033 12/1887
 DE 20215203 U1 11/2002
 GB 2280868 A 2/1995
 GB 2391828 4/2005
 SE 149704 12/1951
 SE 134377 1/1952

OTHER PUBLICATIONS

Stanley No. 96 "Chisel Gauge".
 AMT Blind Nailer.
 Highland Hardware Catalog titled *Woodworking Tools, Books and Supplies Fall 91/Winter 92 Catalog*, p. 83, item numbered "T".
 Highland Hardware Catalog titled *Woodworking Tools, Books and Supplies Fall 91/Winter 92 Catalog*, p. 83, item numbered "U".
 Rear Cover of Lee Valley & Veritas® Catalog, Copyright 1999.
 Various Views of Extra Special Bench Plane, 5 pages.
 1998/1999 Issue of Lee Valley & Veritas® Catalog, Copyright 1998, p. 26, items H, J, K, and L; p. 27, items C & H.
 The Superior Works: Patrick's Blood and Gore Planes #141-#196, #164 Low Angle Plane, May 22, 2007, p. 4, <http://www.supertool.com/StanleyBG/stan13.htm>.
 The Superior Works: Patrick's Blood and Gore Planes #60-#70, #62 Low Angle Block Plane, May 22, 2007, p. 3, <http://www.supertool.com/StanleyBG/stan9.htm>.
 The Superior Works: Patrick's Blood and Gore Planes #9-11½ #9 Cabinetmaker's Block Plane, May 22, 2007, pp. 1-2, <http://www.supertool.com/StanleyBG/stan2.htm>.
 John Walter, "Antique & Collectible Stanley Tools Guide to Identify and Value," #112 Cabinet Scraper Plane, the Tool Merchant, Marietta, Ohio (Sep. 1996).

US D612,701 S

Page 3

Lee, Leonard, the Complete Guide to Sharpening, a Fine Woodworking Book, pp. 229-233.

Lie-Nielsen Toolworks USA, Bench Rabbet Plane, Apr. 10, 2006, pp. 1-3, <http://www.lienielsen.com/catalog.php?prp=1219>.

OnlineToolReviews.com—Lee Valley/Veritas Low Angle Smoothing Plane—Detailed Review, The Stanley #164, May 22, 2007, p. 2, <http://www.onlinetoolreviews.com/reviews/veritaslowanglesmoothenr.htm>.

Picture of Stanley 112 Cabinet Scraper Plane, <http://www.goantiques.com/scripts/images/id,823461.html>.

Record No. 073, Jan. 23, 2005, <http://www.theoldtoolshop.fsnet.co.uk/mainpics/SR053.jpg>.

Record # 073 Rabbet Plane N/R, Jan. 23, 2005, p. 4, <http://cgi.ebay.com/ws/eBayISAPI.dll?ViewItem&item=6148715131&category=13874>.

Record No. 073, Jan. 23, 2005, <http://home.pacbell.net/dprice1/plane5.jpg>.

Record No. 073, Jan. 23, 2005, <http://www.hansbrunnertools.gil.com.au/images/MetalPlanes/Record073.JPG>.

Lee Valley Catalog entitled 10th Anniversary Issue, 1987/88, p. 132.

Alvin Sellens, "The Stanley Plane, A History and Descriptive Inventory," 1975, p. 122.

12-052-10 Blade Plough Combination Plane.

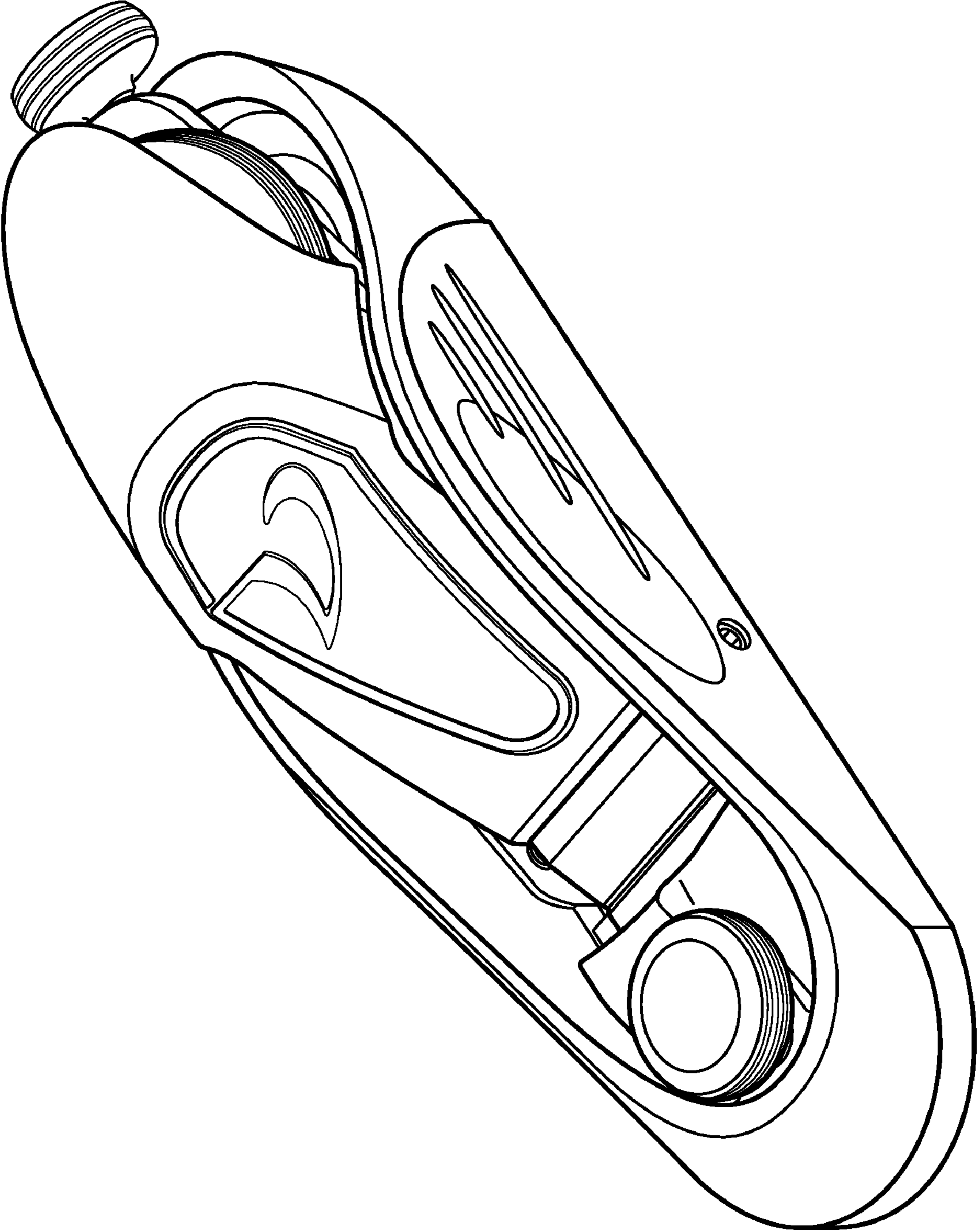


FIG. 1




FIG. 2




FIG. 3




FIG. 4

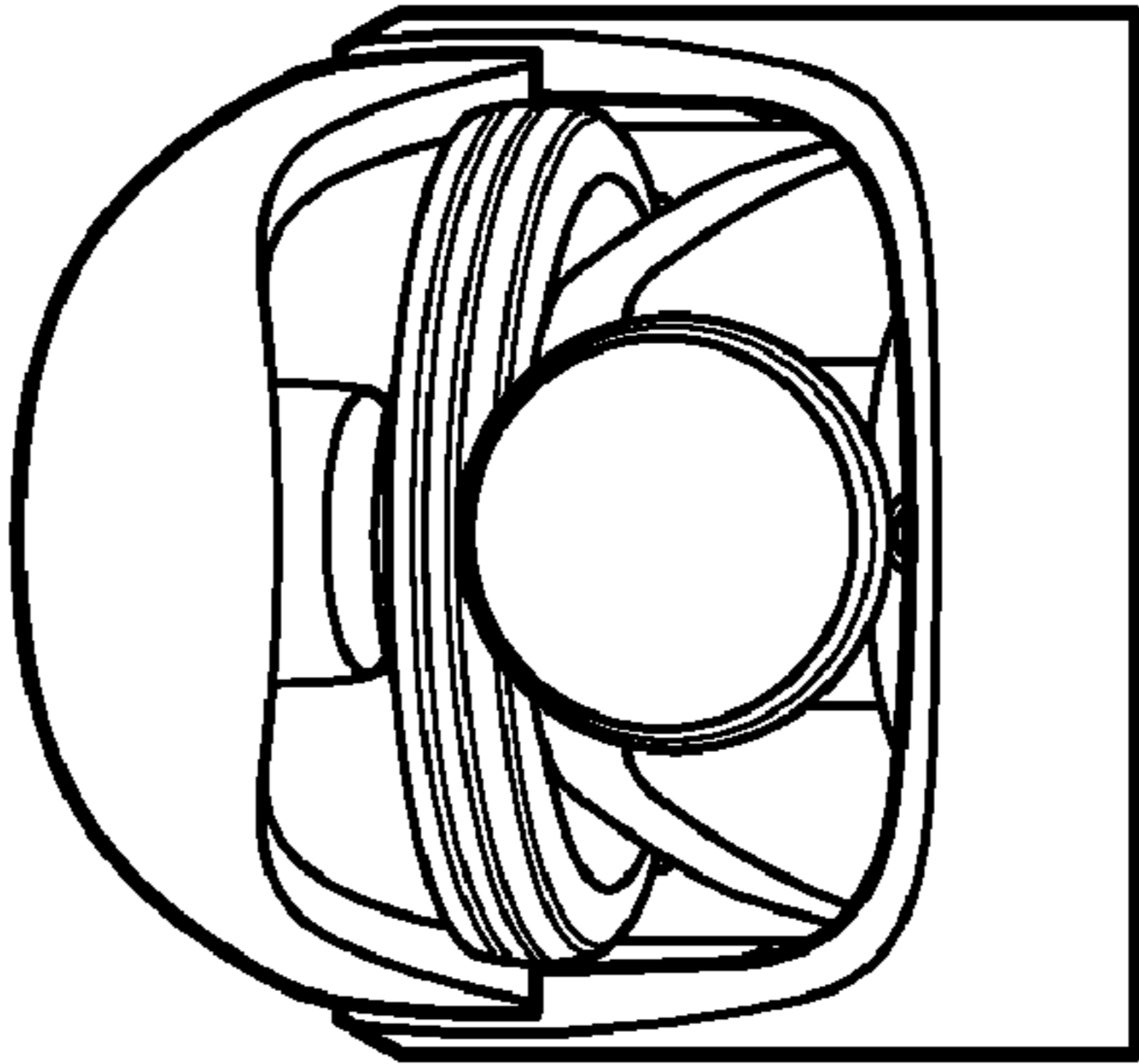


FIG. 5

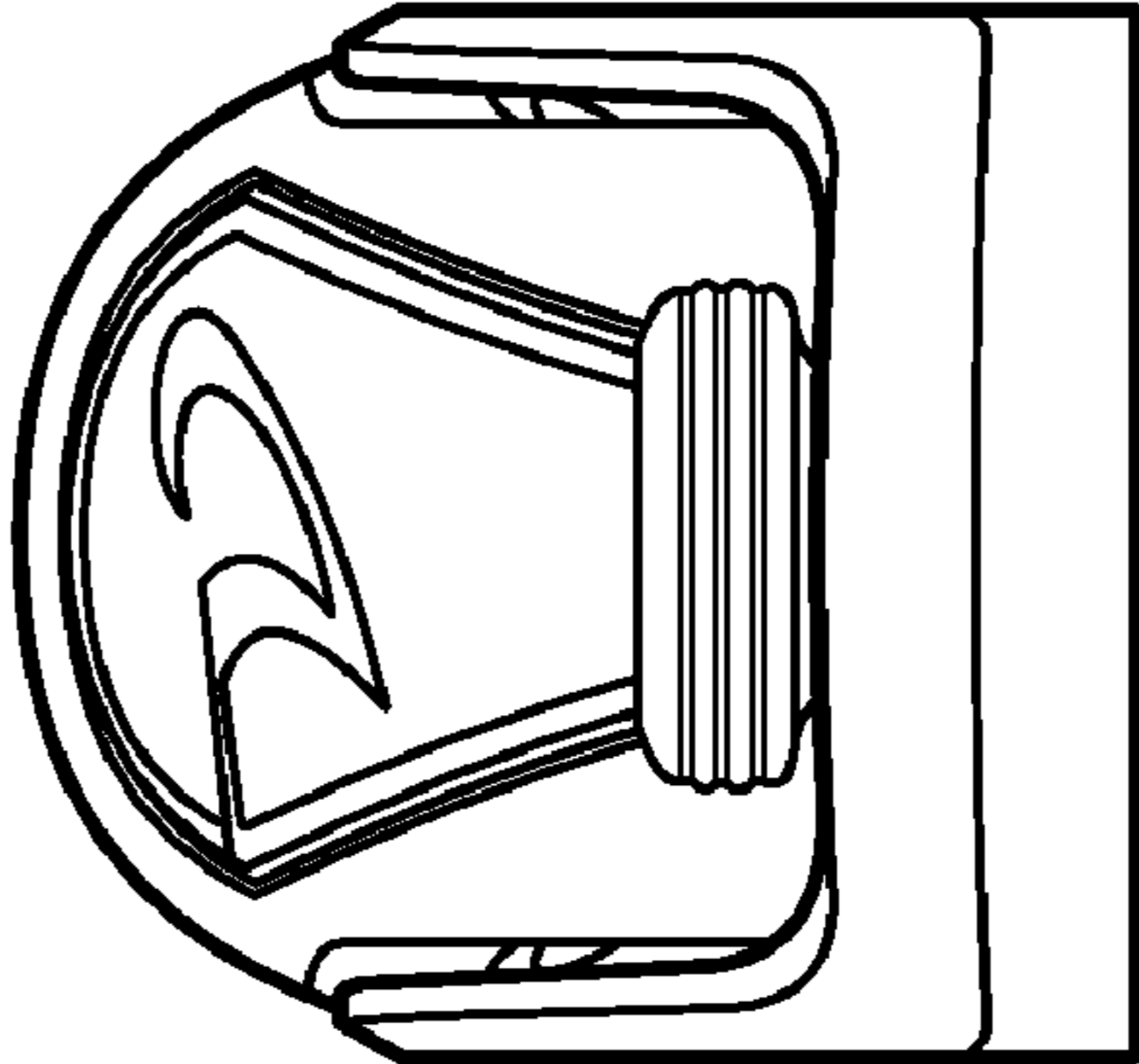


FIG. 6

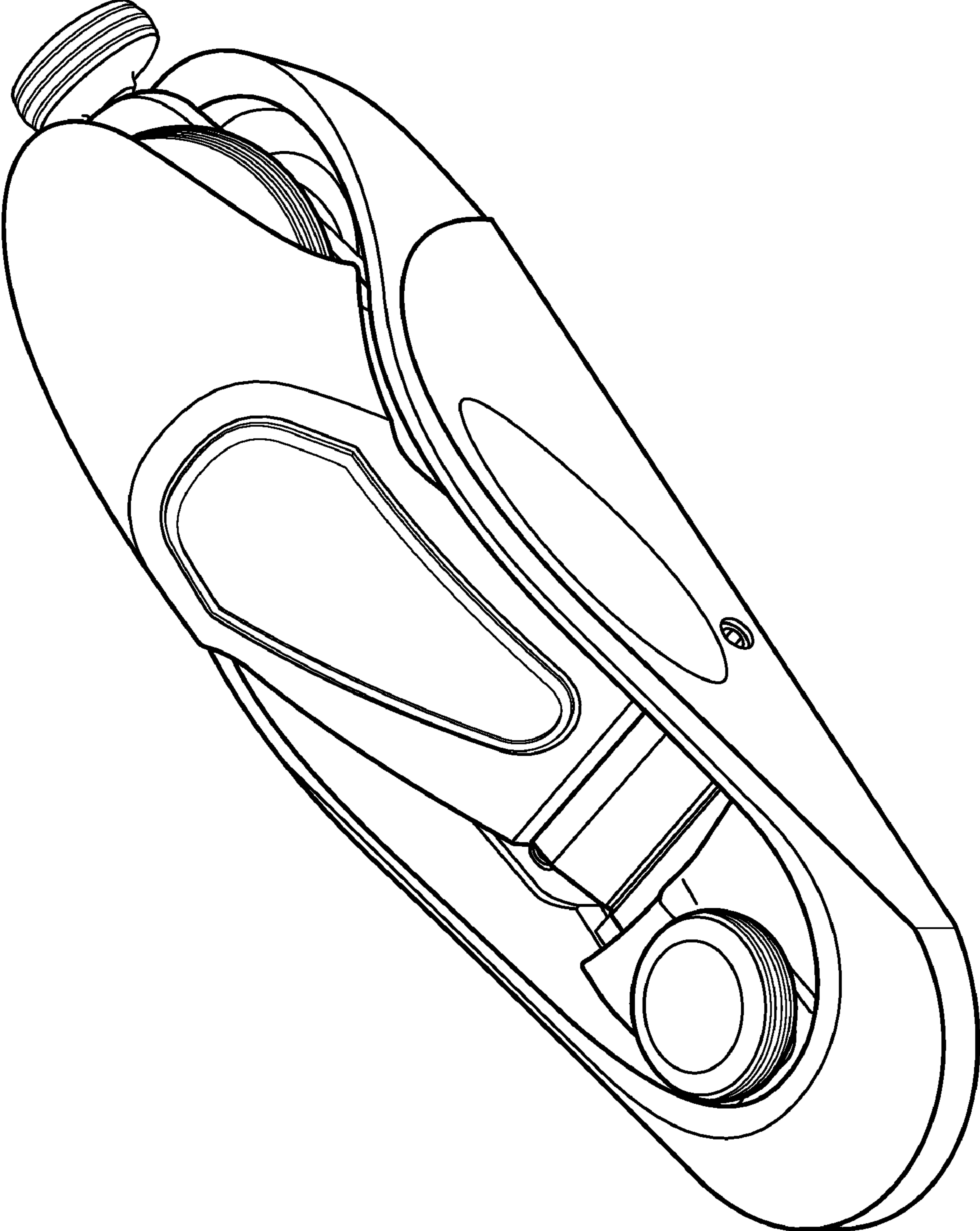


FIG. 7

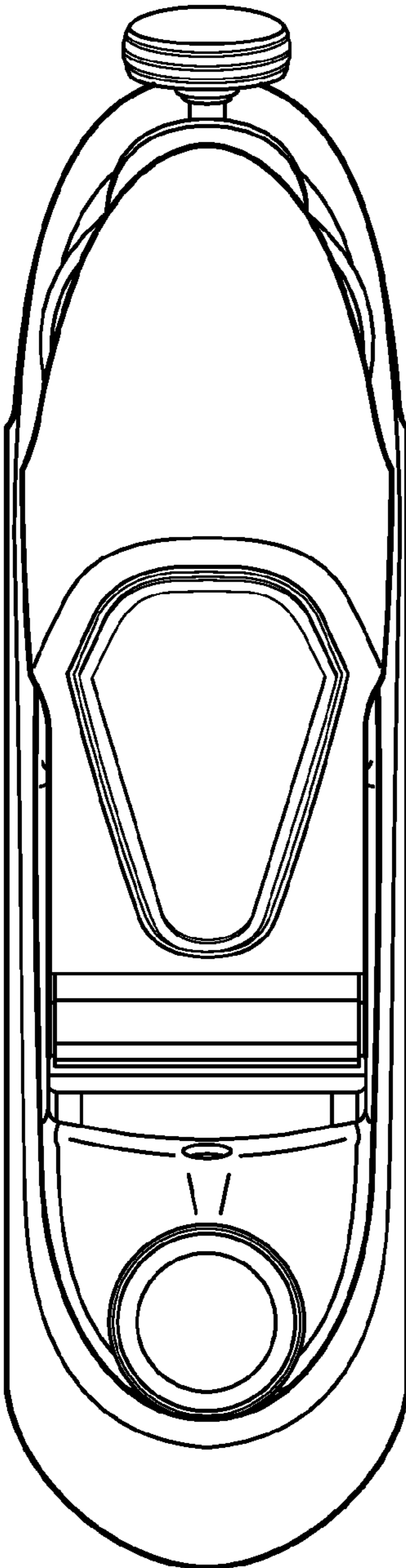


FIG. 8




FIG. 9

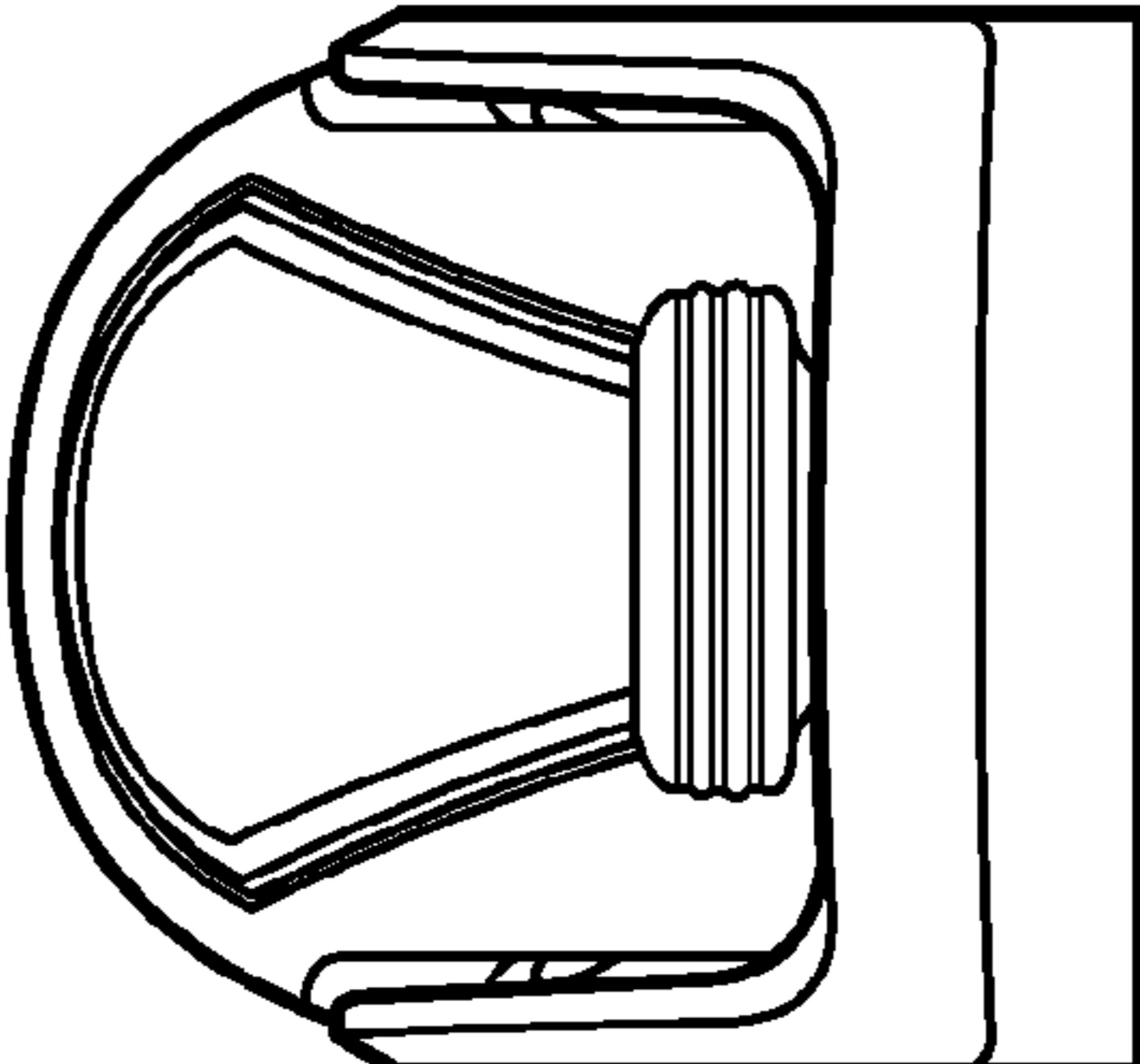


FIG. 10