



US00D612683S

(12) **United States Design Patent**
Baker et al.

(10) **Patent No.:** **US D612,683 S**
(45) **Date of Patent:** **** Mar. 30, 2010**

(54) **PORTION OF AN APPLIANCE**

(75) Inventors: **Chuck Baker**, Anderson, SC (US);
Daniel Hartley Green, Nashville, TN
(US); **Vittorio Cascianelli**, Anderson,
SC (US)

(73) Assignee: **Electrolux Home Products, Inc.**,
Cleveland, OH (US)

(**) Term: **14 Years**

(21) Appl. No.: **29/340,230**

(22) Filed: **Jul. 15, 2009**

(51) **LOC (9) Cl.** **07-02**

(52) **U.S. Cl.** **D7/405**

(58) **Field of Classification Search** D7/339-341,
D7/346-349, 402, 405, 406; 126/21 A, 21 R,
126/39 B, 273 A; 219/391-394
See application file for complete search history.

(56) **References Cited**

U.S. PATENT DOCUMENTS

- D469,657 S * 2/2003 Becker et al. D7/405
- D470,720 S * 2/2003 Jones et al. D7/405
- D495,919 S * 9/2004 De Mello D7/340
- D521,317 S * 5/2006 Hessen et al. D7/405
- D530,152 S * 10/2006 Pryor D7/405

- D555,976 S * 11/2007 Baldwin D7/405
- D564,835 S * 3/2008 Crookshanks et al. D7/405
- D564,837 S * 3/2008 Green et al. D7/406
- D566,464 S * 4/2008 Martin et al. D7/405
- D572,530 S * 7/2008 Crookshanks et al. D7/405

* cited by examiner

Primary Examiner—T. Chase Nelson

Assistant Examiner—Mark Cavanna

(74) *Attorney, Agent, or Firm*—Banner & Witcoff, Ltd.

(57) **CLAIM**

The ornamental design for a portion of an appliance, as shown and described.

DESCRIPTION

FIG. 1 is a front perspective view of a portion of an appliance showing our new design;

FIG. 2 is a front view thereof;

FIG. 3 is a right side view thereof;


FIG. 4 is a left side view thereof;

FIG. 5 is a top view thereof; and,

FIG. 6 is a bottom view thereof.

The broken line showing of various regions, including the unshaded areas therein, is for illustrative purposes and forms no part of the claimed design.

1 Claim, 5 Drawing Sheets






FIG. 1

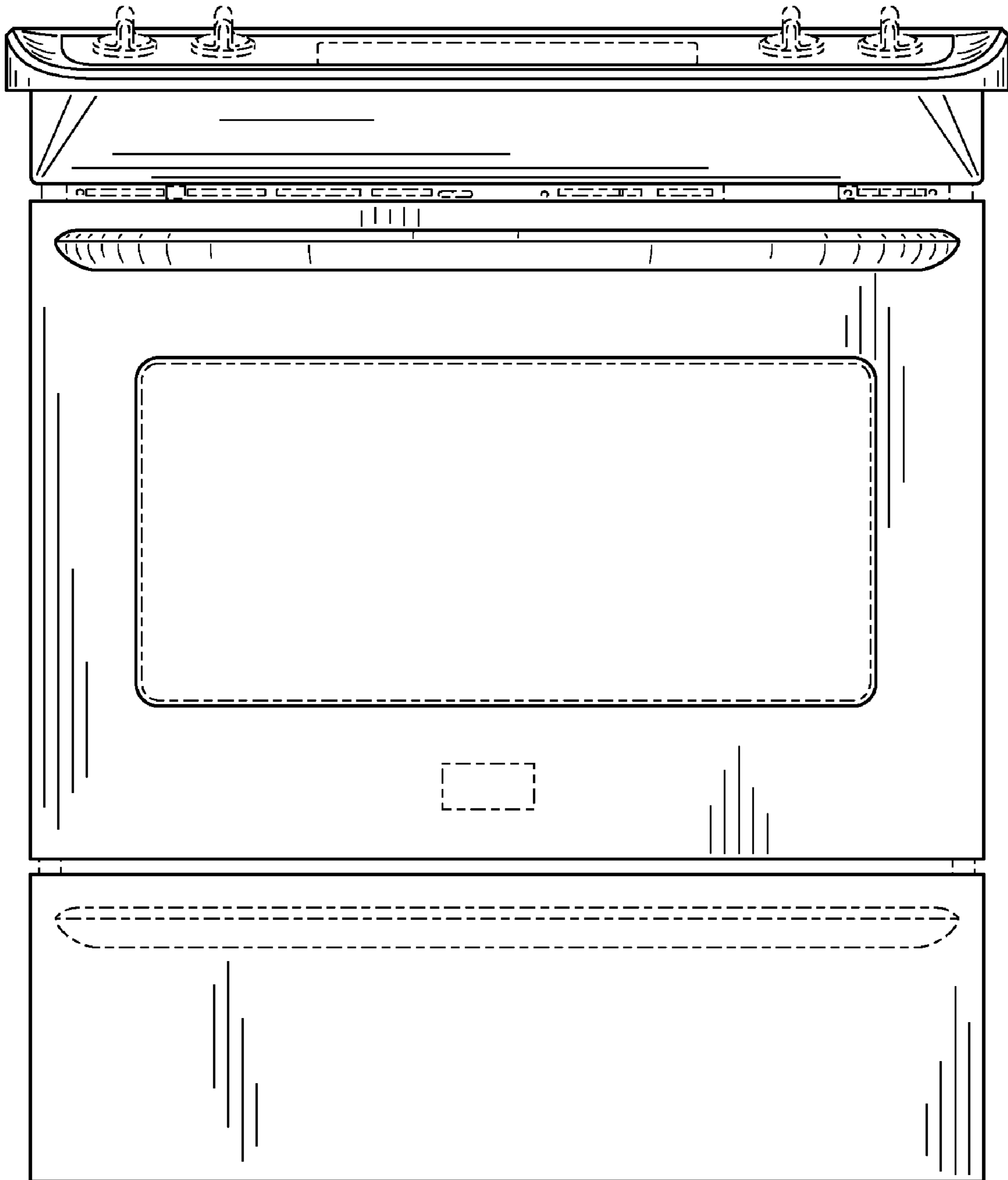


FIG. 2

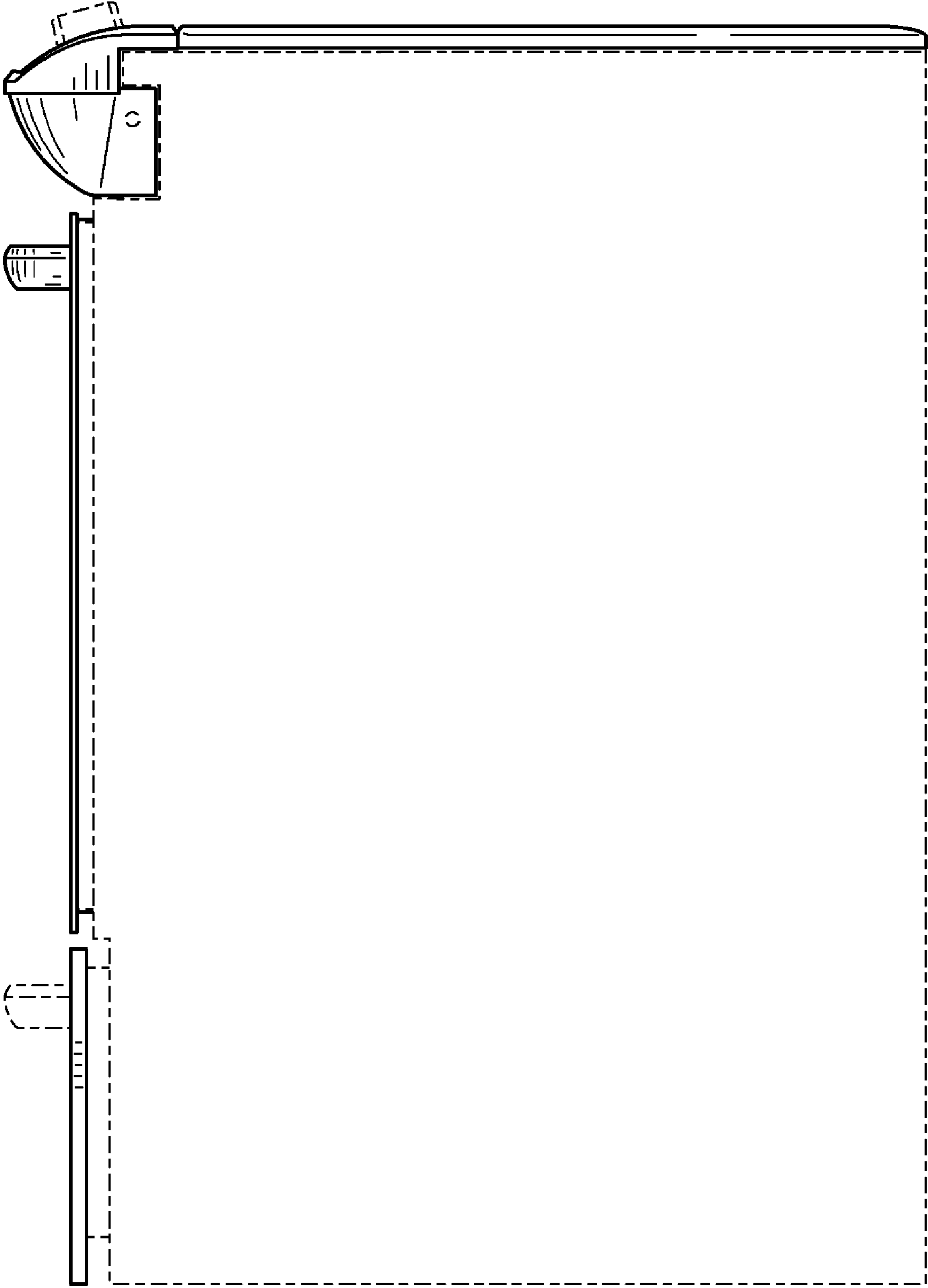


FIG. 3

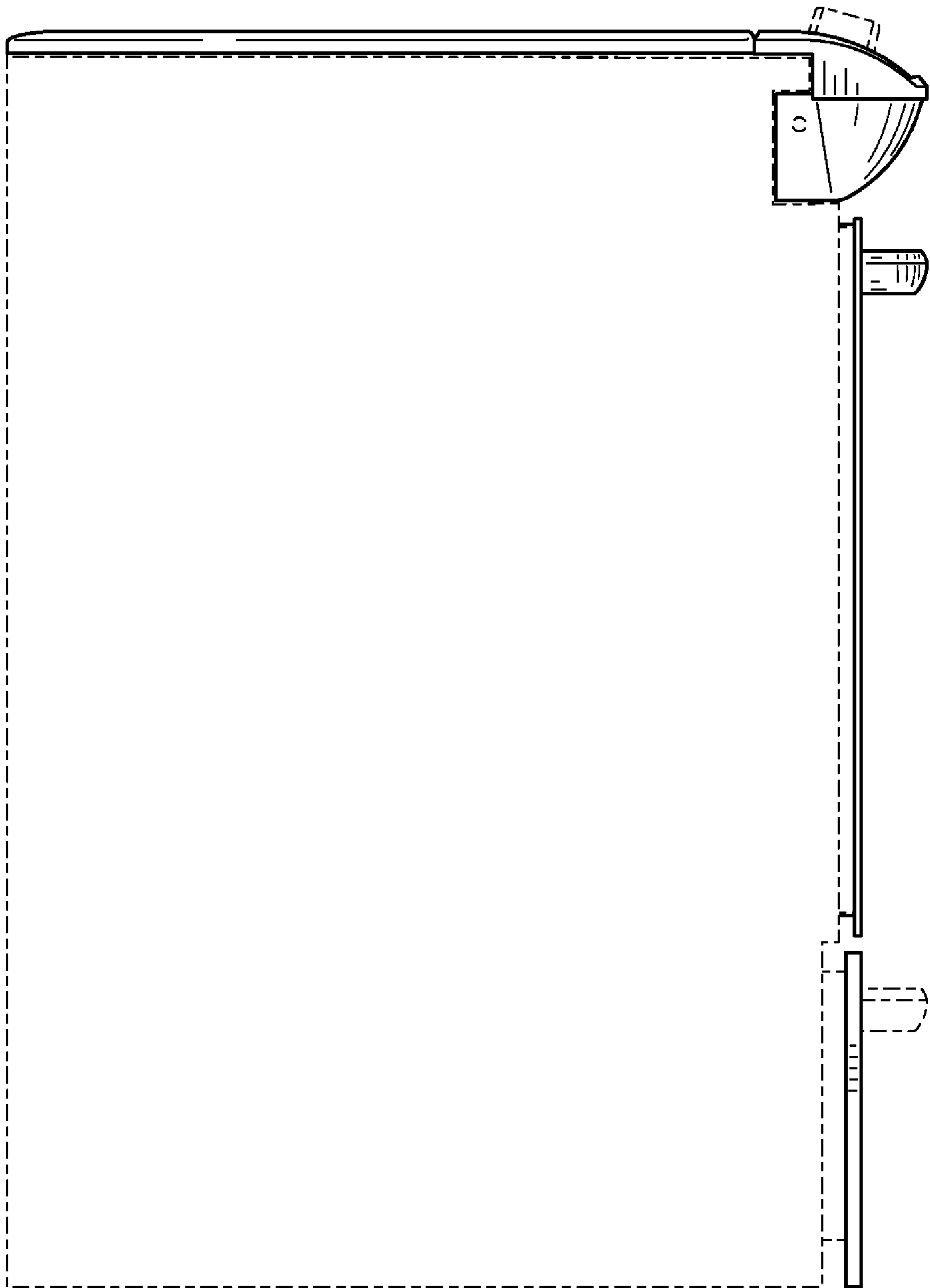


FIG. 4

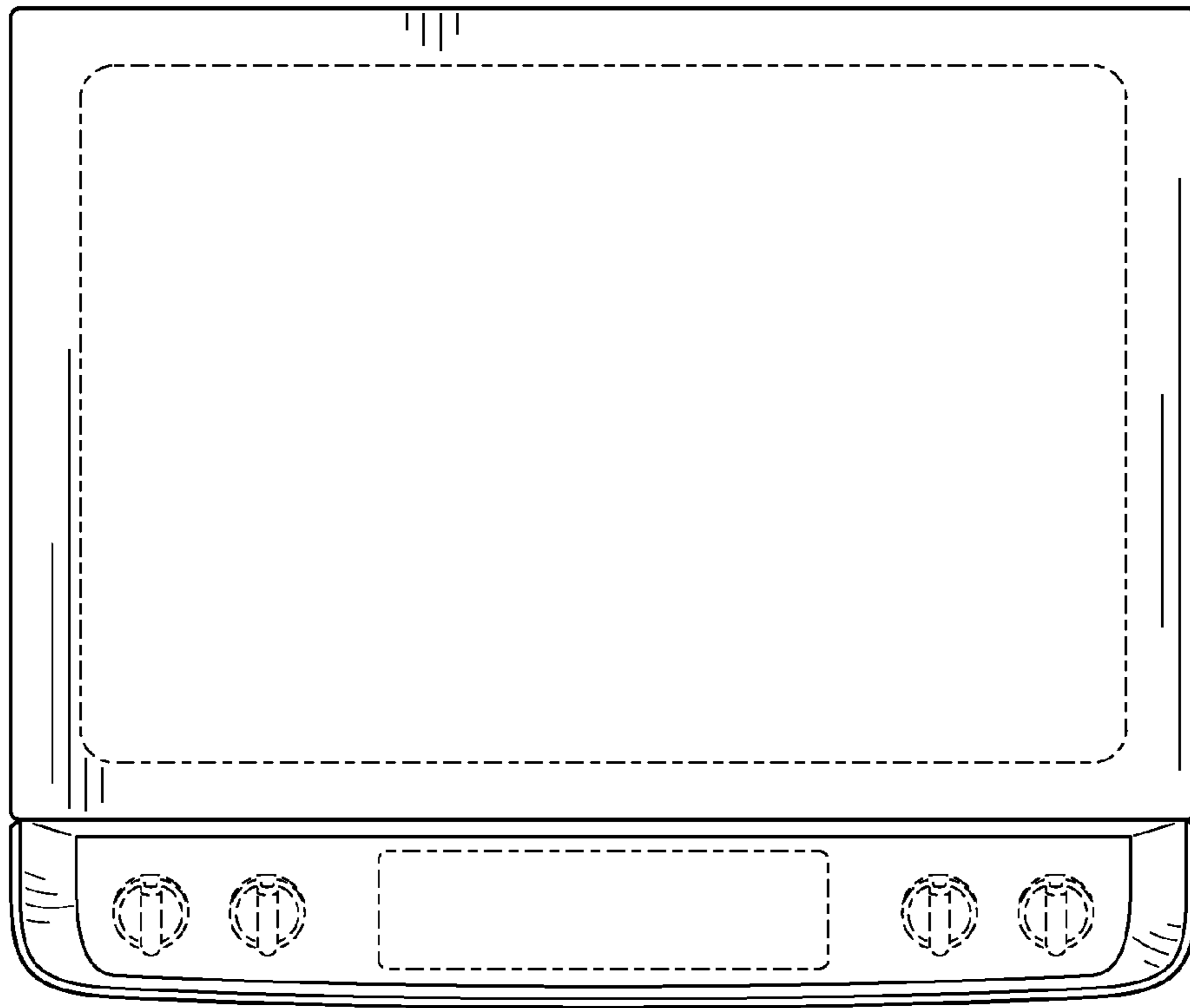


FIG. 5

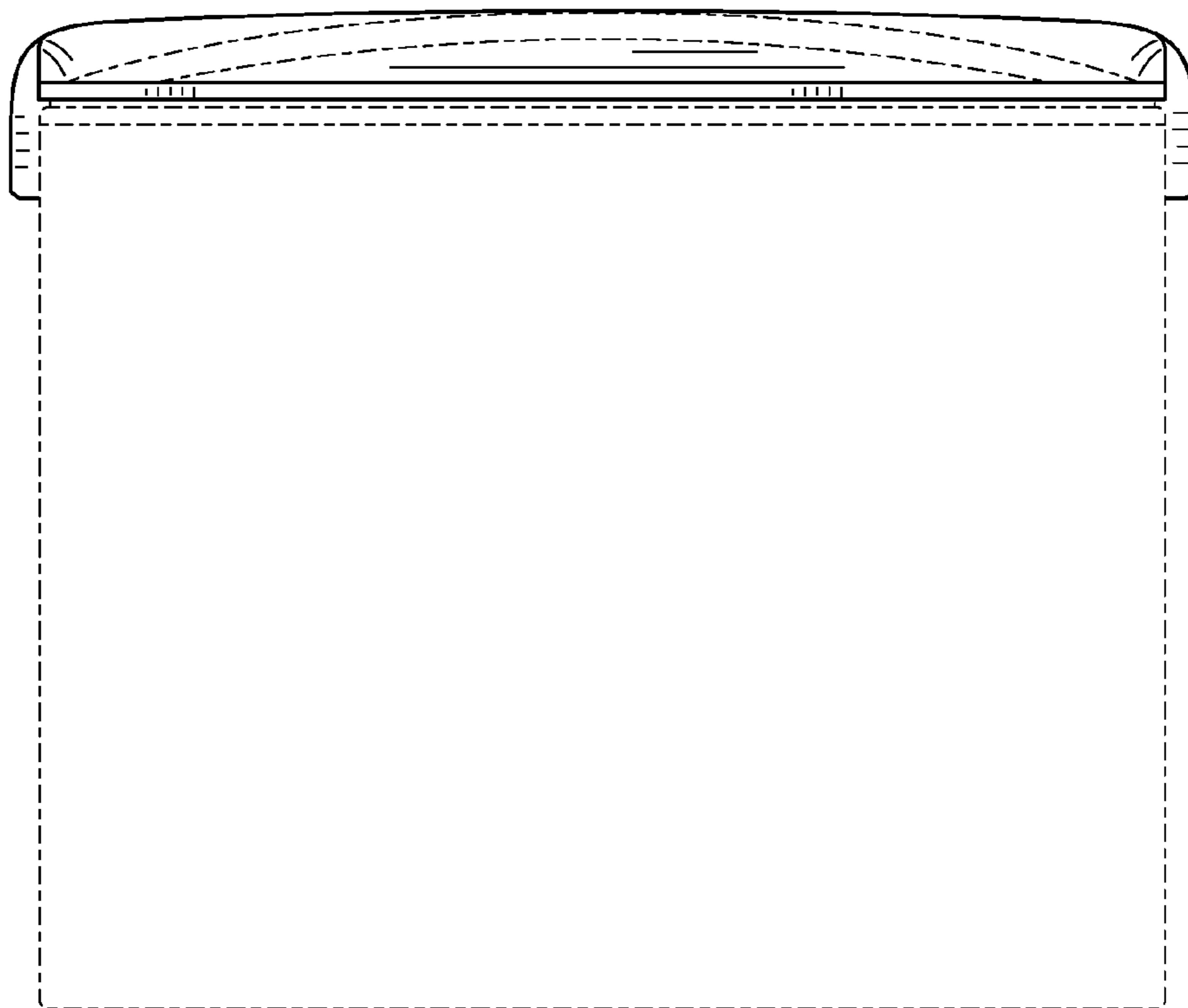


FIG. 6