



US00D612677S

(12) **United States Design Patent**
Jeon

(10) **Patent No.:** **US D612,677 S**
(45) **Date of Patent:** **** Mar. 30, 2010**

(54) **HANDLE FOR OVEN**

(75) Inventor: **Sei Ill Jeon**, Seoul (KR)

(73) Assignee: **Samsung Electronics Co., Ltd.**, Suwon (KR)

(**) Term: **14 Years**

(21) Appl. No.: **29/267,269**

(22) Filed: **Oct. 10, 2006**

(51) **LOC (9) Cl.** **07-02**

(52) **U.S. Cl.** **D7/402; D7/405; D15/89; D8/316**

(58) **Field of Classification Search** D7/332, D7/334-337, 393-394, 402-405; D8/300-303, D8/305-321; D15/79, 81, 85-87, 89, 91; 16/11 R, DIG. 5, DIG. 18-19, DIG. 30, DIG. 41, 16/110.1, 111 R, 114.1, 402, 412-420, 436, 16/443-446; 126/25 A, 25 AA, 25 R, 9 B, 126/9 R, 19 R, 37 R, 38, 38 R, 39 B, 39 R, 126/19 M, 40, 50, 41 R, 273 A, 275 E, 268, 126/276; 190/115; 312/223.1, 236; D3/318; D6/524, 549, 533, 550
See application file for complete search history.

(56) **References Cited**

U.S. PATENT DOCUMENTS

D210,561 S *	3/1968	Roberts et al.	D15/89
D218,619 S *	9/1970	Young	D8/316
D229,291 S *	11/1973	Frawley	D8/317
D229,666 S *	12/1973	Frawley	D8/320
D342,436 S *	12/1993	Cook et al.	D15/89
D361,255 S *	8/1995	Crinion	D8/320
D370,617 S *	6/1996	Decursu et al.	D8/316
D400,424 S *	11/1998	Lewis et al.	D8/316
D424,873 S *	5/2000	Holbrook	D7/402
D438,776 S *	3/2001	Boscherini	D8/316
D449,215 S *	10/2001	Bertani	D8/316
D470,742 S *	2/2003	Fields	D8/316
D511,955 S *	11/2005	Baldwin et al.	D8/301
D513,694 S *	1/2006	Vitkauskas	D8/300

D516,406 S *	3/2006	Brammer et al.	D8/315
D524,093 S *	7/2006	Home	D7/340
D524,103 S *	7/2006	Bradshaw	D7/405
D524,331 S *	7/2006	Kim et al.	D15/85
D524,832 S *	7/2006	Kim et al.	D15/85
D530,561 S *	10/2006	Kim	D7/351
D539,994 S *	4/2007	Pezzetta et al.	D32/3
D540,104 S *	4/2007	Jeon	D7/350.1
D540,613 S *	4/2007	Jeon	D7/350.1
D541,132 S *	4/2007	Huxhold et al.	D8/316

(Continued)

Primary Examiner—T. Chase Nelson

Assistant Examiner—Mark Cavanna

(74) *Attorney, Agent, or Firm*—Ladas and Parry LLP

(57) **CLAIM**

I claim the ornamental design for a handle for oven, as shown and described.

DESCRIPTION

FIG. 1 is a perspective view as seen from the top, front, and left side of a handle for oven showing my new design;

FIG. 2 is a front elevational view thereof;

FIG. 3 is a rear elevational view thereof;

FIG. 4 is a left side elevational view thereof;

FIG. 5 is a right side elevational view thereof;

FIG. 6 is a top plan view thereof;

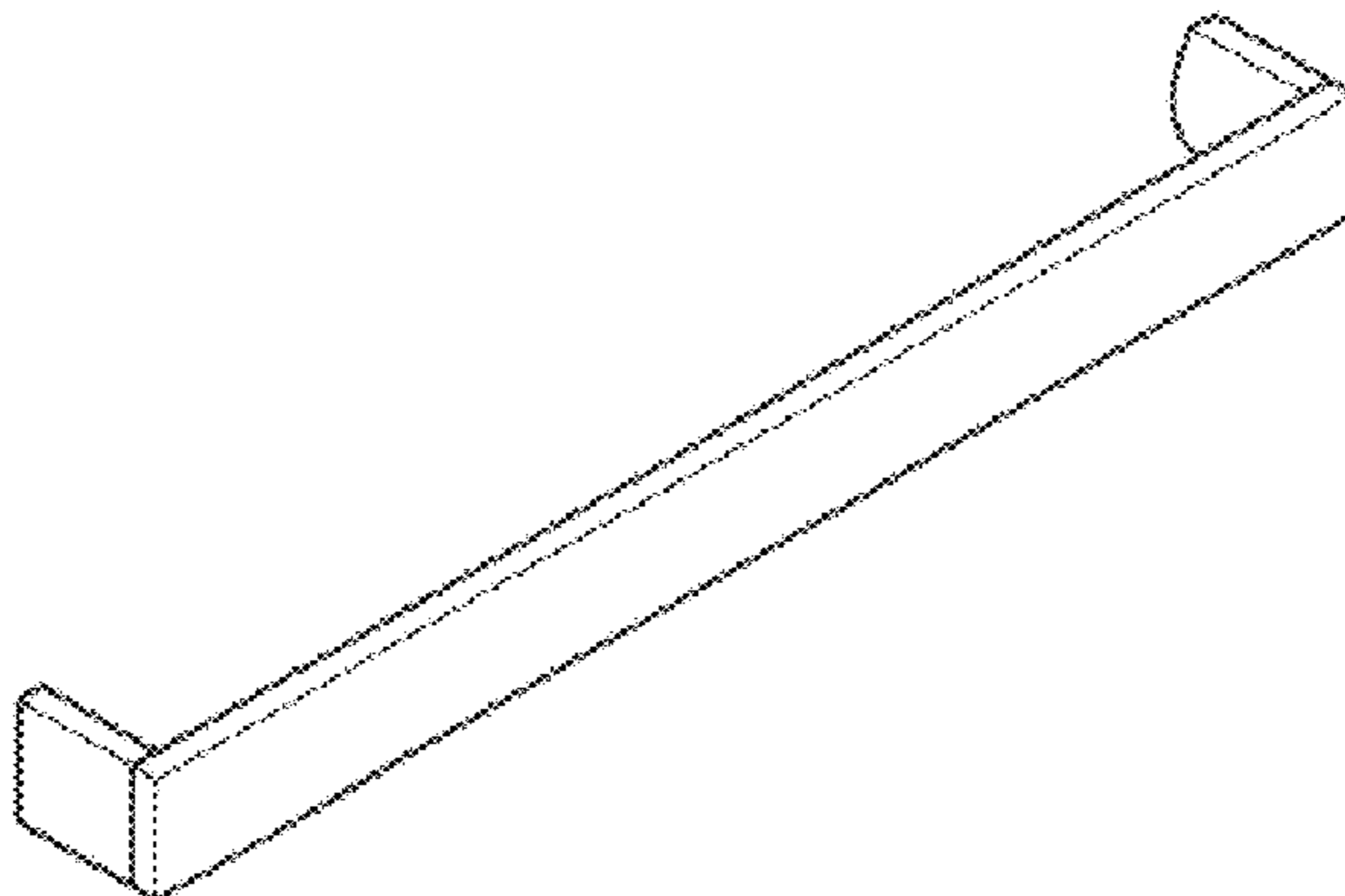
FIG. 7 is a bottom plan view thereof; and,

FIG. 8 is a perspective view as seen from the top, front, and left side of the handle for oven shown in FIG. 1 shown in use on an oven.

The words, surface shadings and broken lines showing the oven in FIG. 8 are for illustrative purposes only and form no part of the claimed design.

The broken lines shown are included for the purpose of illustrating the environment of the handle for oven and form no part of the claimed design.

1 Claim, 3 Drawing Sheets



US D612,677 S

Page 2

U.S. PATENT DOCUMENTS

D542,090 S *	5/2007	Kim	D7/402	D570,646 S *	6/2008	Jeon	D7/402
D542,588 S *	5/2007	Jeon	D7/350.1	D572,109 S *	7/2008	Busalt et al.	D8/316
D546,623 S *	7/2007	Kim	D7/402	D572,110 S *	7/2008	Busalt et al.	D8/316
7,249,395 B2 *	7/2007	Brammer et al.	16/412	D572,111 S *	7/2008	Busalt et al.	D8/316
D551,056 S *	9/2007	Ricereto	D8/317	D577,276 S *	9/2008	Matijevic	D8/316
D554,972 S *	11/2007	Pezzetta	D8/321	D577,567 S *	9/2008	Crookshanks	D8/316
D561,787 S *	2/2008	Choi	D15/89	D579,310 S *	10/2008	Suh et al.	D8/315
D562,360 S *	2/2008	Choi	D15/89	D587,067 S *	2/2009	Kim	D7/402
D562,361 S *	2/2008	Kwak	D15/89	D587,730 S *	3/2009	Yang et al.	D15/89
D565,892 S *	4/2008	McConnell et al.	D7/402	D588,172 S *	3/2009	Yang et al.	D15/89
D568,100 S *	5/2008	Jeon	D7/402	D593,139 S *	5/2009	Cline et al.	D15/89
D568,142 S *	5/2008	Zhang et al.	D8/320	D593,799 S *	6/2009	Cruver et al.	D7/402
D569,704 S *	5/2008	Ricereto	D8/315	D597,820 S *	8/2009	Kirk	D8/317
				2003/0056334 A1 *	3/2003	Finkelstein	16/436

* cited by examiner

FIG. 1

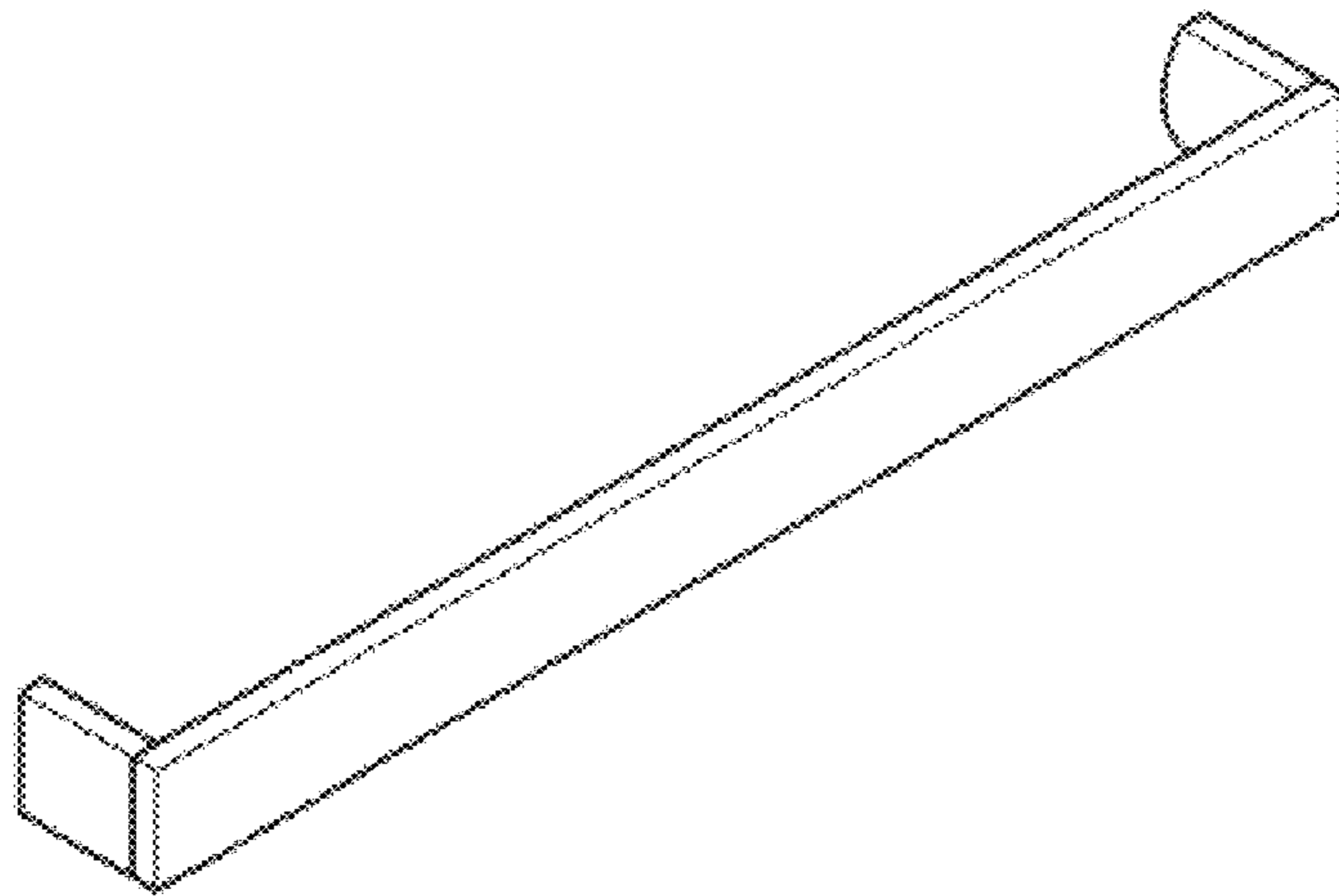


FIG. 2



FIG. 3




FIG. 4



FIG. 5

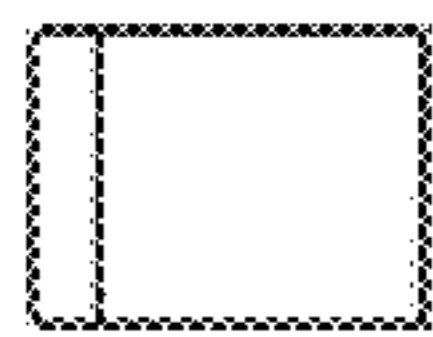


FIG. 6




FIG. 7




FIG. 8

