



US00D612658S

(12) **United States Design Patent**
Schenk

(10) **Patent No.:** **US D612,658 S**

(45) **Date of Patent:** **** Mar. 30, 2010**

(54) **PORTABLE BEVERAGE DISPENSER WITH FOUR SPIGOTS**

(76) Inventor: **Jill A. Schenk**, 1175 Grand Ave., San Diego, CA (US) 92109

(**) Term: **14 Years**

(21) Appl. No.: **29/343,711**

(22) Filed: **Sep. 17, 2009**

(51) **LOC (9) Cl.** **07-01**

(52) **U.S. Cl.** **D7/307; D7/308; D7/313**

(58) **Field of Classification Search** D7/313,
D7/306-311, 312, 300; 99/291, 316; 222/153.03,
222/146.1, 146.6, 129.1
See application file for complete search history.

(56) **References Cited**

U.S. PATENT DOCUMENTS

| | | | | | |
|-----------|-----|---------|----------------|-------|--------|
| 1,607,347 | A * | 11/1926 | Hemman | | 62/392 |
| 2,408,704 | A | 10/1946 | Taylor | | |
| 3,367,133 | A | 2/1968 | Dreis et al. | | |
| 3,971,304 | A * | 7/1976 | Cvitkovich | | 99/291 |
| 4,629,096 | A | 12/1986 | Schroer et al. | | |
| 4,779,426 | A | 10/1988 | Desrosiers | | |
| D313,330 | S | 1/1991 | Brusa | | |
| D356,713 | S * | 3/1995 | Groover | | D7/306 |

| | | | | | |
|--------------|------|---------|-----------------|-------|--------|
| D435,994 | S * | 1/2001 | Gaffney | | D7/306 |
| 6,446,545 | B2 * | 9/2002 | Rigney | | 99/339 |
| D489,932 | S * | 5/2004 | Picozza et al. | | D7/313 |
| D491,408 | S * | 6/2004 | Clark et al. | | D7/306 |
| D528,344 | S * | 9/2006 | Mika et al. | | D7/307 |
| D529,749 | S * | 10/2006 | Allen et al. | | D7/306 |
| D530,141 | S * | 10/2006 | Wilgus et al. | | D7/313 |
| D593,353 | S * | 6/2009 | Hoffman et al. | | D7/306 |
| 2002/0040585 | A1 | 4/2002 | Chaney | | |
| 2005/0028550 | A1 | 2/2005 | Crettet | | |
| 2006/0113324 | A1 | 6/2006 | Rudesill et al. | | |

* cited by examiner

Primary Examiner—Marianne Pandozzi

(57) **CLAIM**

The ornamental design for a portable beverage dispenser with four spigots, as shown and described.

DESCRIPTION

FIG. 1 is a perspective view of a portable beverage dispenser with four spigots showing my new design;

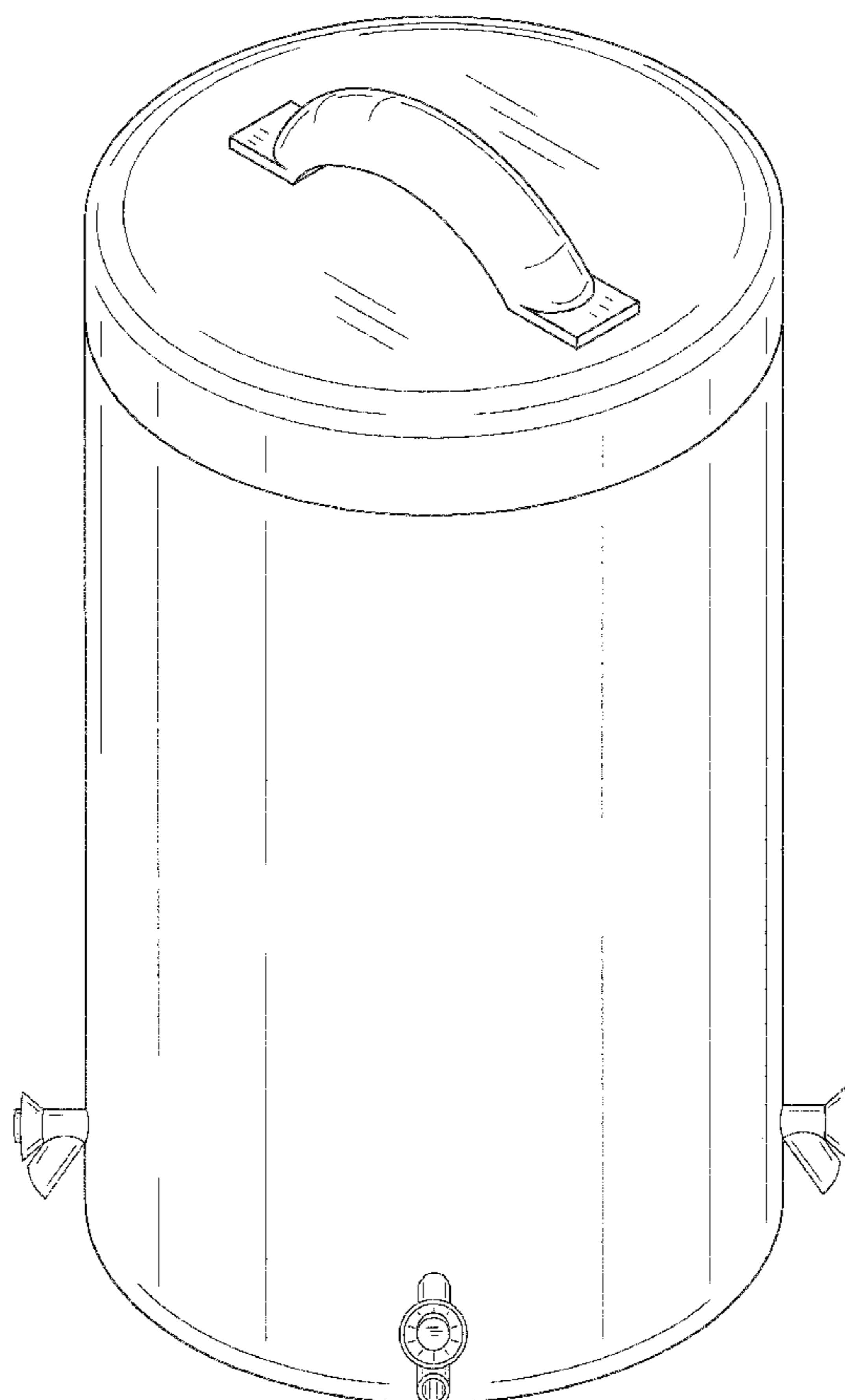
FIG. 2 is a front view thereof;

FIG. 3 is a back view thereof;

FIG. 4 is a top view thereof; and,

FIG. 5 is a bottom plan view thereof.

1 Claim, 5 Drawing Sheets






FIG. 1




FIG. 2




FIG. 3

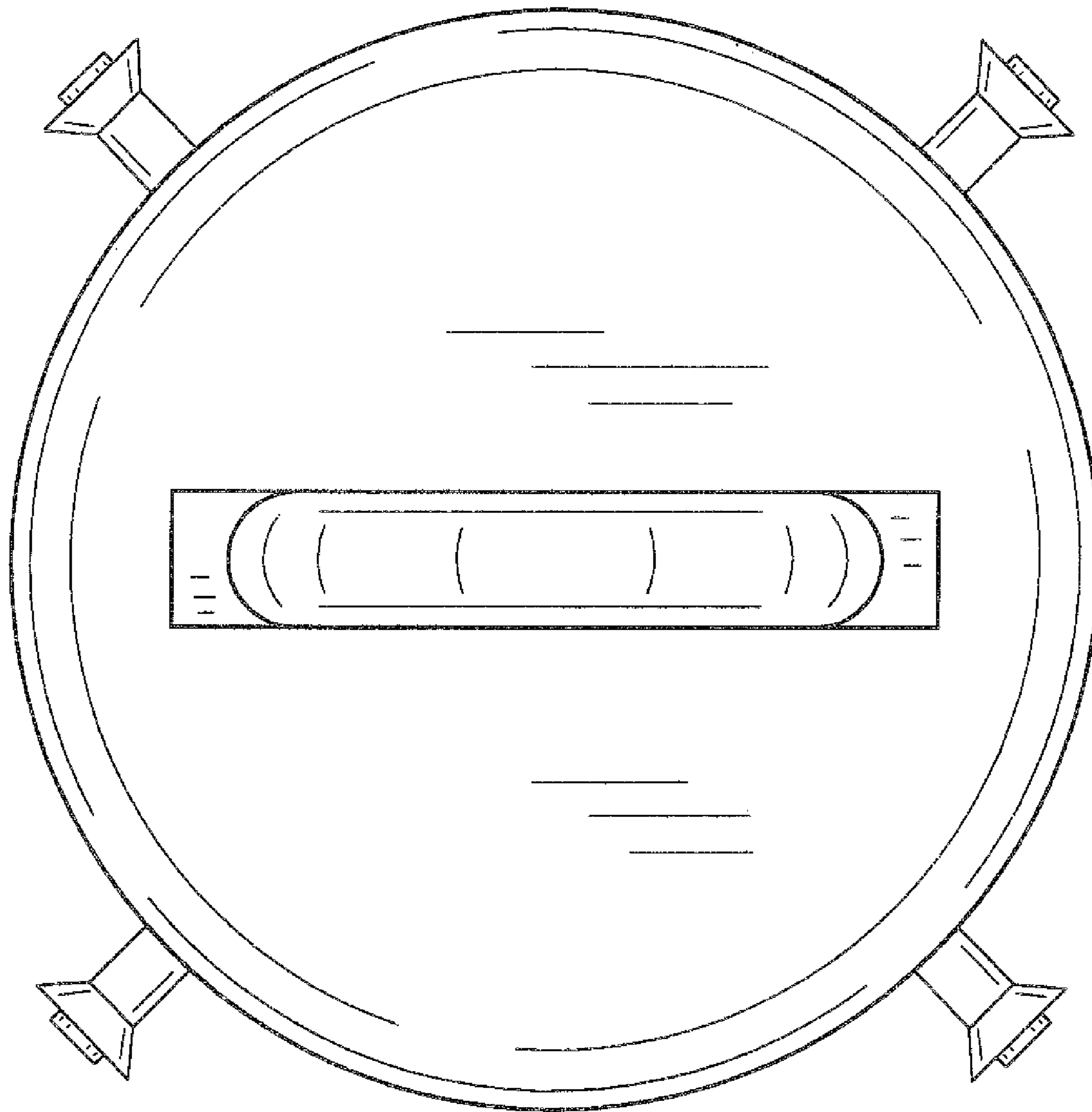


FIG. 4

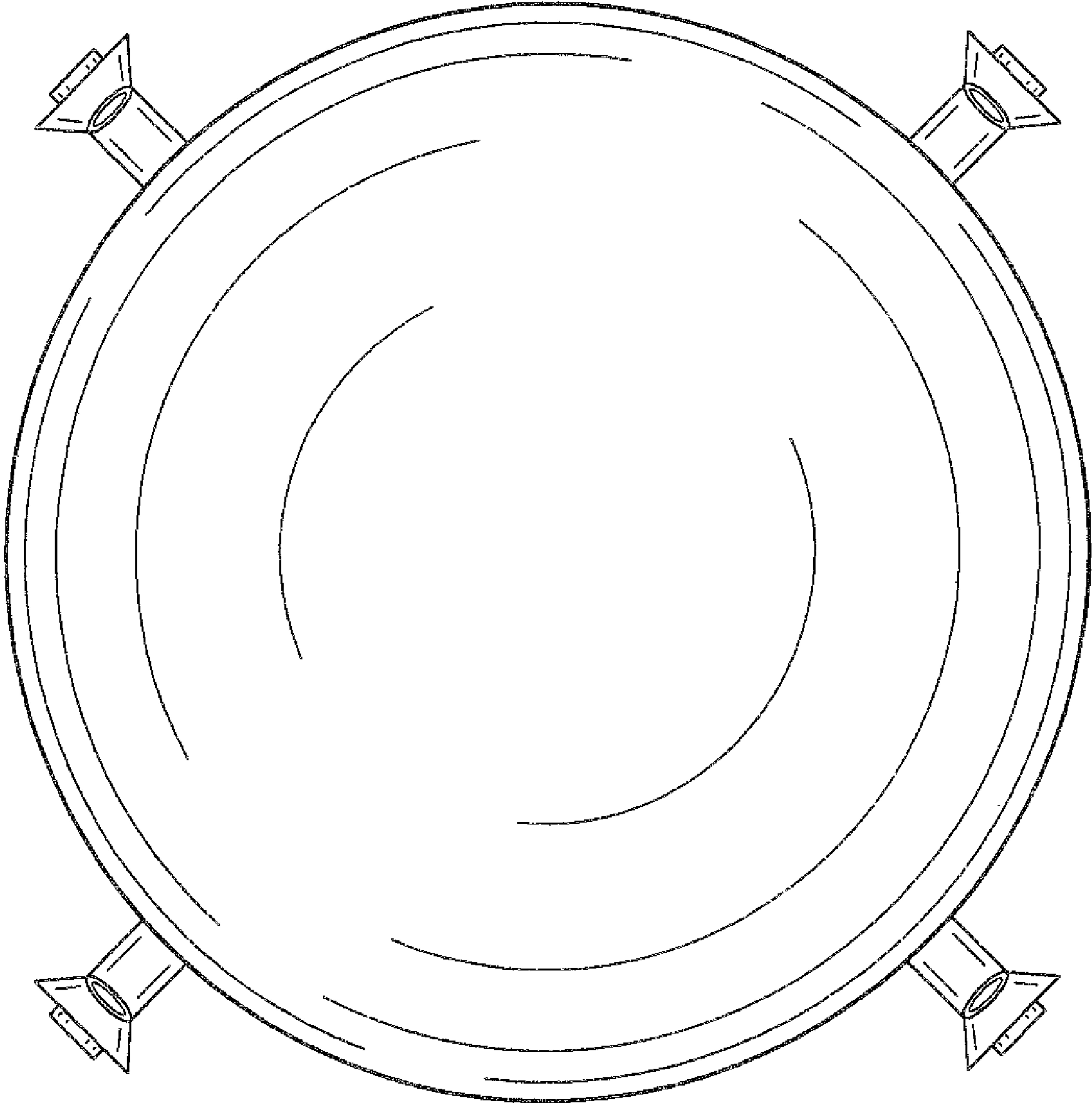


FIG. 5