



US00D612656S

(12) **United States Design Patent**  
**Poissant**

(10) **Patent No.:** **US D612,656 S**  
(45) **Date of Patent:** **\*\* Mar. 30, 2010**

- (54) **WINE MAKING VESSEL**
- (75) Inventor: **Philip Poissant**, Toronto (CA)
- (73) Assignee: **Global Vintners, Inc.**, St. Catharines, ON (CA)
- (\*\*) Term: **14 Years**
- (21) Appl. No.: **29/282,993**
- (22) Filed: **Aug. 3, 2007**
- (30) **Foreign Application Priority Data**  
Feb. 19, 2007 (CA) ..... 119528
- (51) **LOC (9) Cl.** ..... **07-01**
- (52) **U.S. Cl.** ..... **D7/306**
- (58) **Field of Classification Search** ..... D7/300,  
D7/306, 313; 426/11, 12, 15  
See application file for complete search history.

|                   |         |                |          |
|-------------------|---------|----------------|----------|
| 4,200,123 A       | 4/1980  | Brandelli      |          |
| 4,593,612 A *     | 6/1986  | Rieger .....   | 99/277.2 |
| 4,602,725 A       | 7/1986  | Malpas et al.  |          |
| 4,632,362 A       | 12/1986 | Lucking        |          |
| 4,821,764 A       | 4/1989  | Brenez         |          |
| 6,279,457 B1 *    | 8/2001  | Francia .....  | 99/277.1 |
| D489,930 S *      | 5/2004  | Tse .....      | D7/306   |
| D538,097 S *      | 3/2007  | Godinger ..... | D7/301   |
| 2003/0097937 A1 * | 5/2003  | Francia .....  | 99/275   |
| 2008/0145479 A1 * | 6/2008  | Poissant ..... | 426/15   |

\* cited by examiner

*Primary Examiner*—Holly H Baynham

*Assistant Examiner*—Sheryl Lane

(74) *Attorney, Agent, or Firm*—Mark S. Leonardo; Brown Rudnick LLP

(57) **CLAIM**

The ornamental design for a wine making vessel, as shown and described.

**DESCRIPTION**

FIG. 1 illustrates a perspective view of a wine making vessel employing an ornamental design in accordance with the present invention;

FIG. 2 illustrates a front plan view of the wine making vessel of FIG. 1;

FIG. 3 is a back plan view of the wine making vessel of FIG. 1;

FIG. 4 is a side plan view of the wine making vessel of FIG. 1;

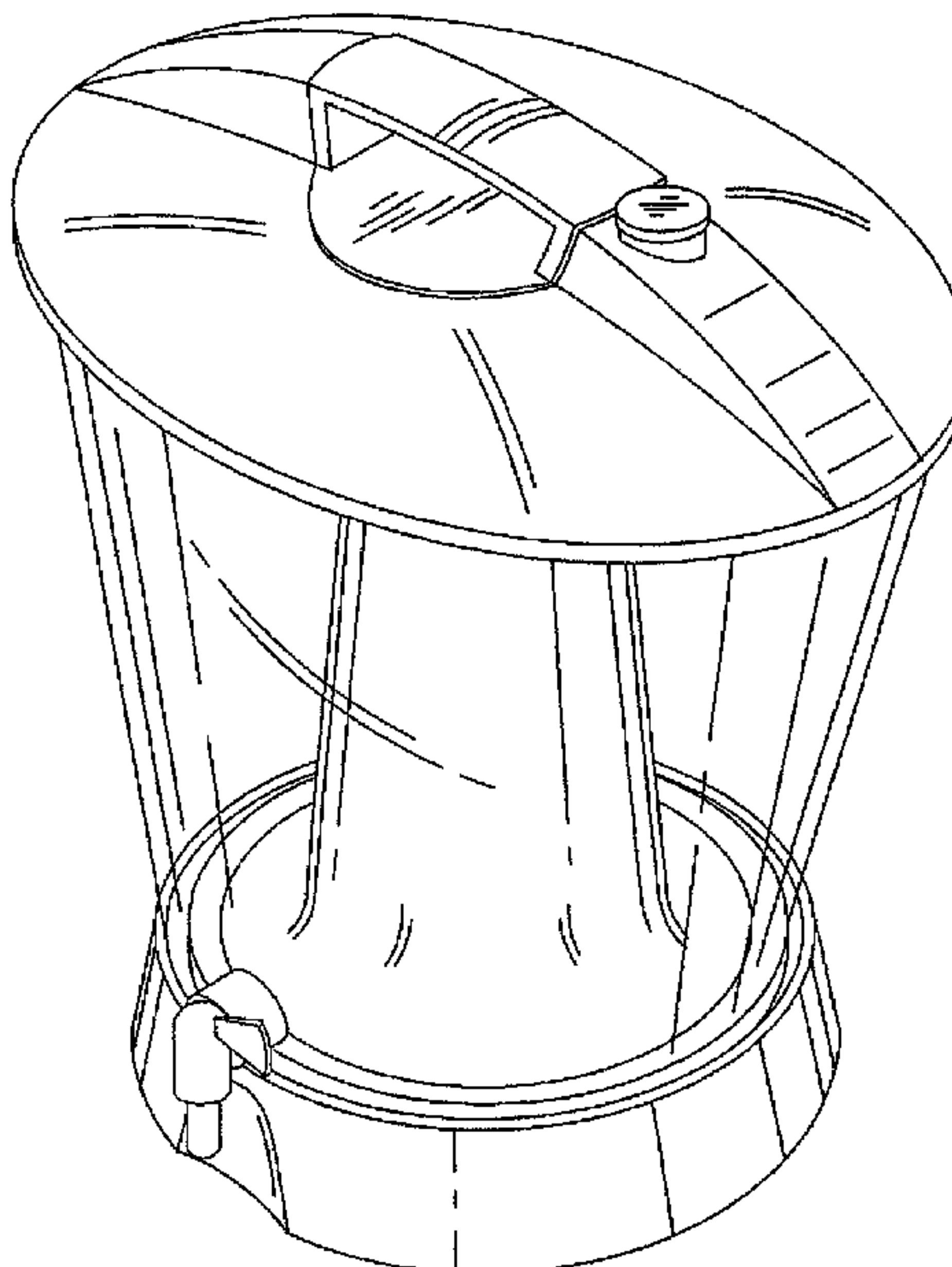
FIG. 5 is a top plan view of the wine making vessel of FIG. 1; and,

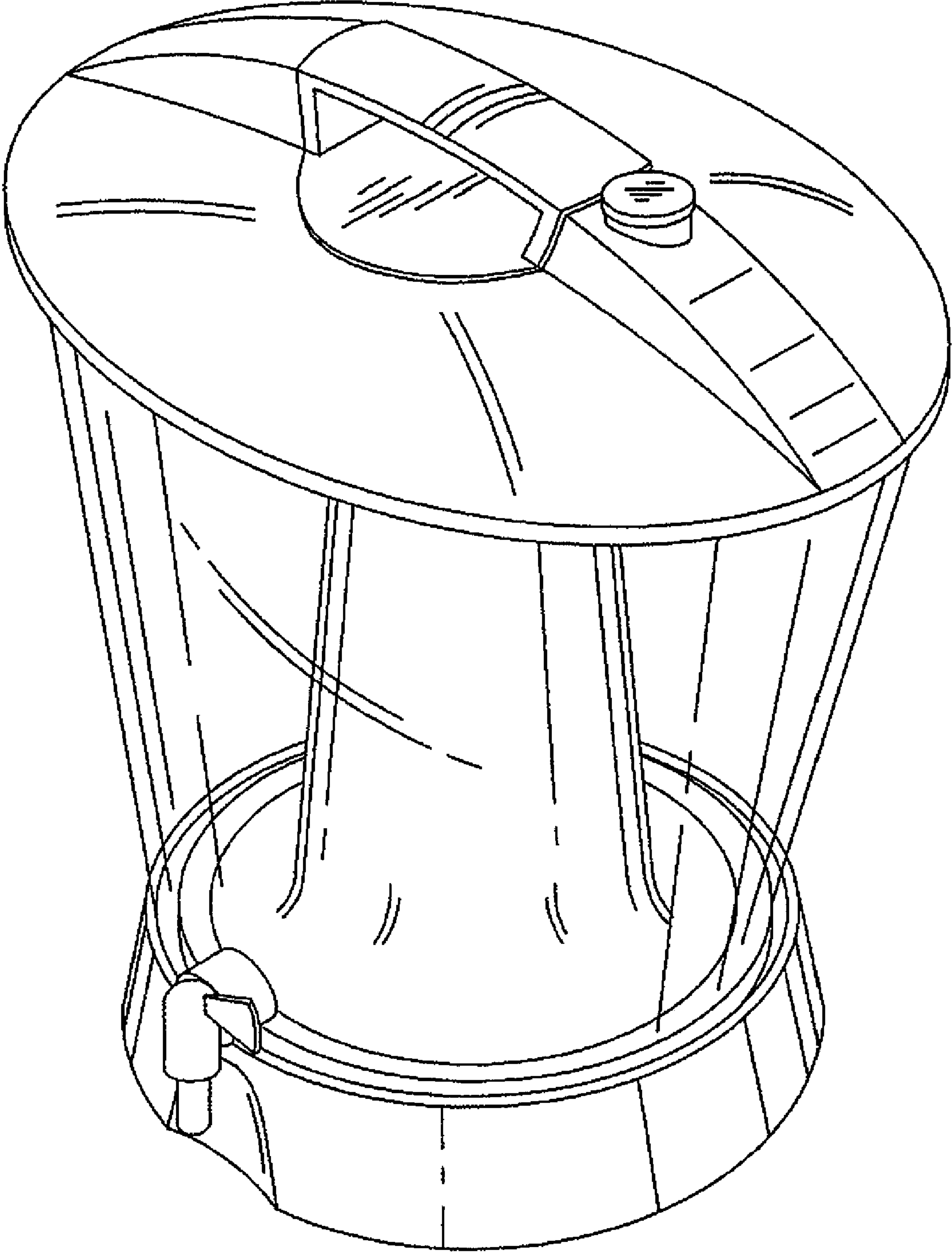
FIG. 6 is a bottom plan view of the wine making vessel of FIG. 1.

**1 Claim, 6 Drawing Sheets**

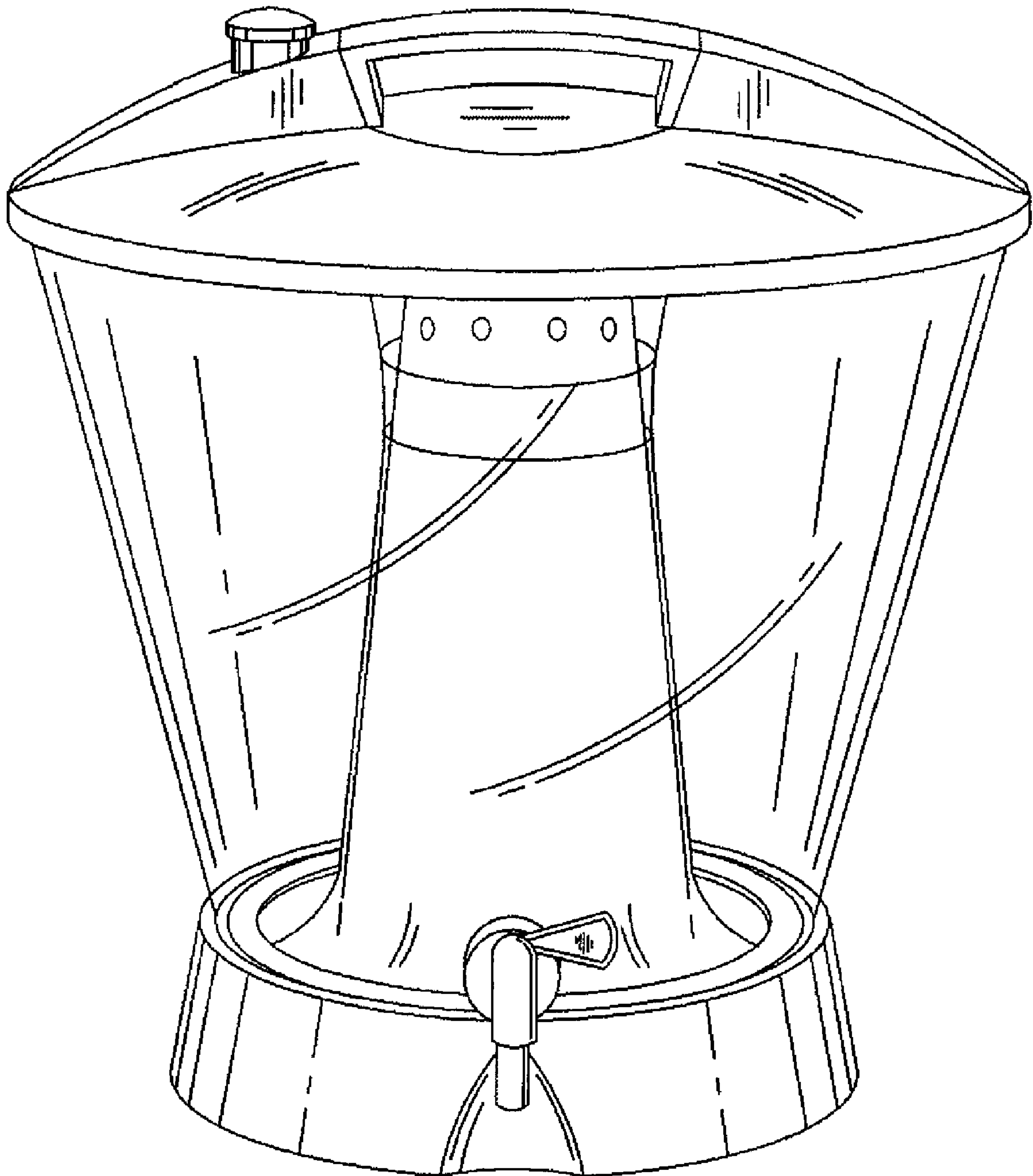
(56) **References Cited**  
U.S. PATENT DOCUMENTS

|             |         |                   |
|-------------|---------|-------------------|
| 36,478 A    | 9/1862  | Phelps            |
| 1,183,048 A | 5/1916  | Terney            |
| 193,508 A   | 10/1919 | Van Meter         |
| 1,381,598 A | 6/1921  | Stoll             |
| 1,815,501 A | 7/1931  | Francis et al.    |
| 3,115,149 A | 12/1963 | Tonna et al.      |
| 3,115,150 A | 12/1963 | Sariotti et al.   |
| 3,302,660 A | 2/1967  | Haag              |
| 3,308,224 A | 3/1967  | Waddington et al. |
| 3,431,936 A | 3/1969  | Doremus et al.    |
| 3,455,327 A | 7/1969  | Doremus et al.    |
| 3,467,132 A | 9/1969  | Parisi            |
| 3,476,138 A | 11/1969 | Doremus et al.    |
| 3,519,014 A | 7/1970  | Doremus et al.    |
| 3,565,102 A | 2/1971  | Doremus et al.    |
| 3,570,091 A | 3/1971  | Doremus et al.    |

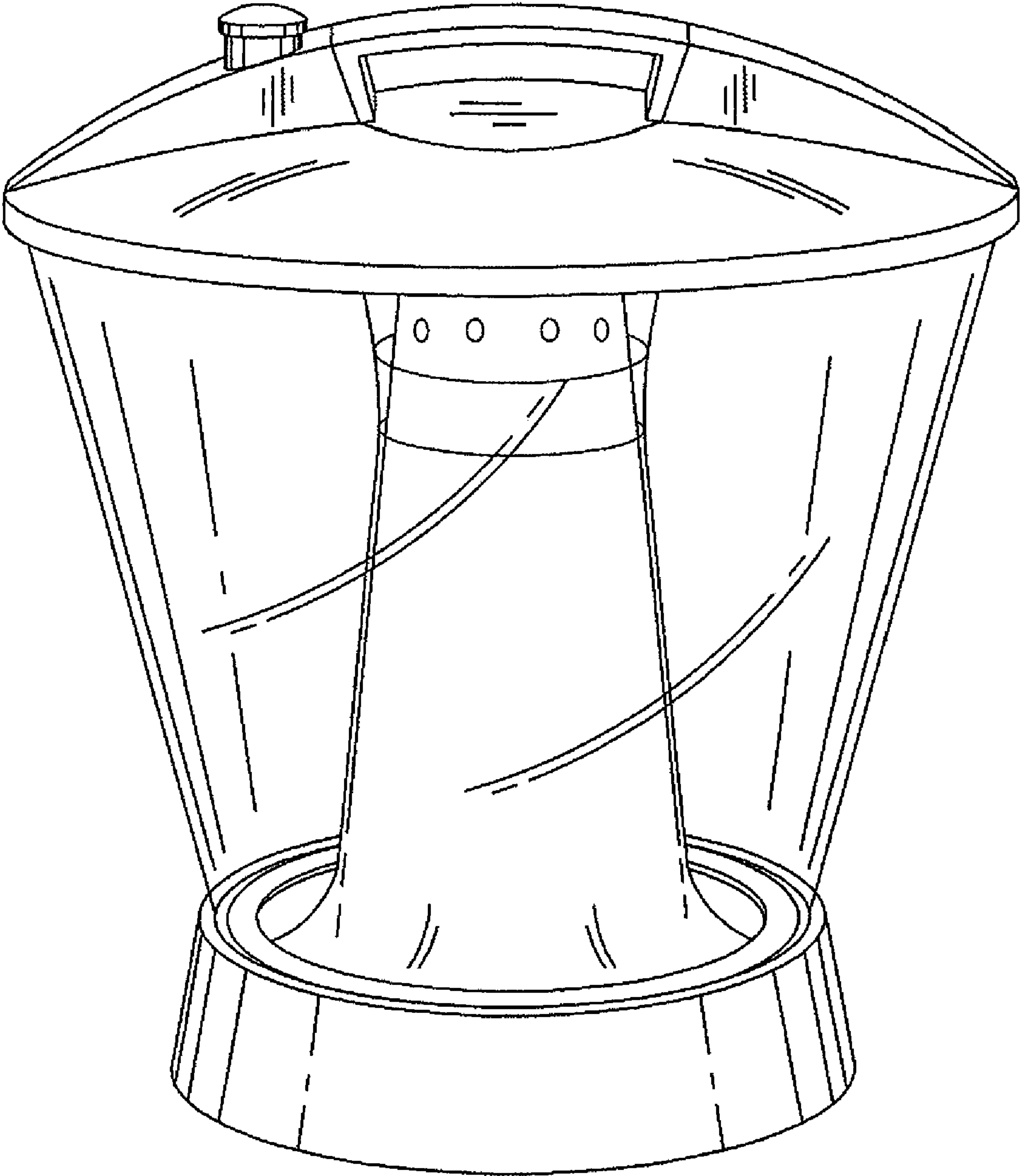




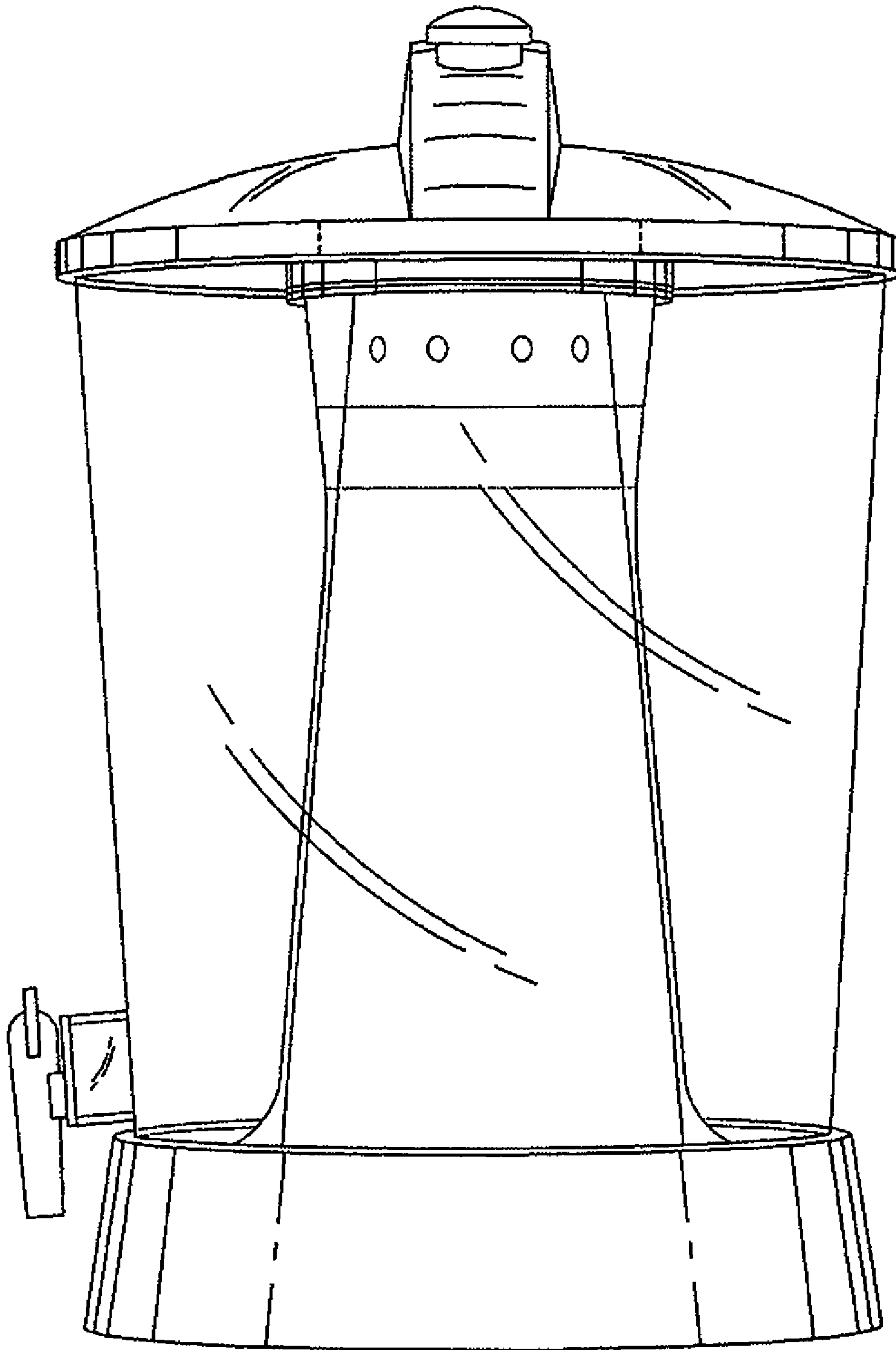
**FIG. 1**



**FIG. 2**

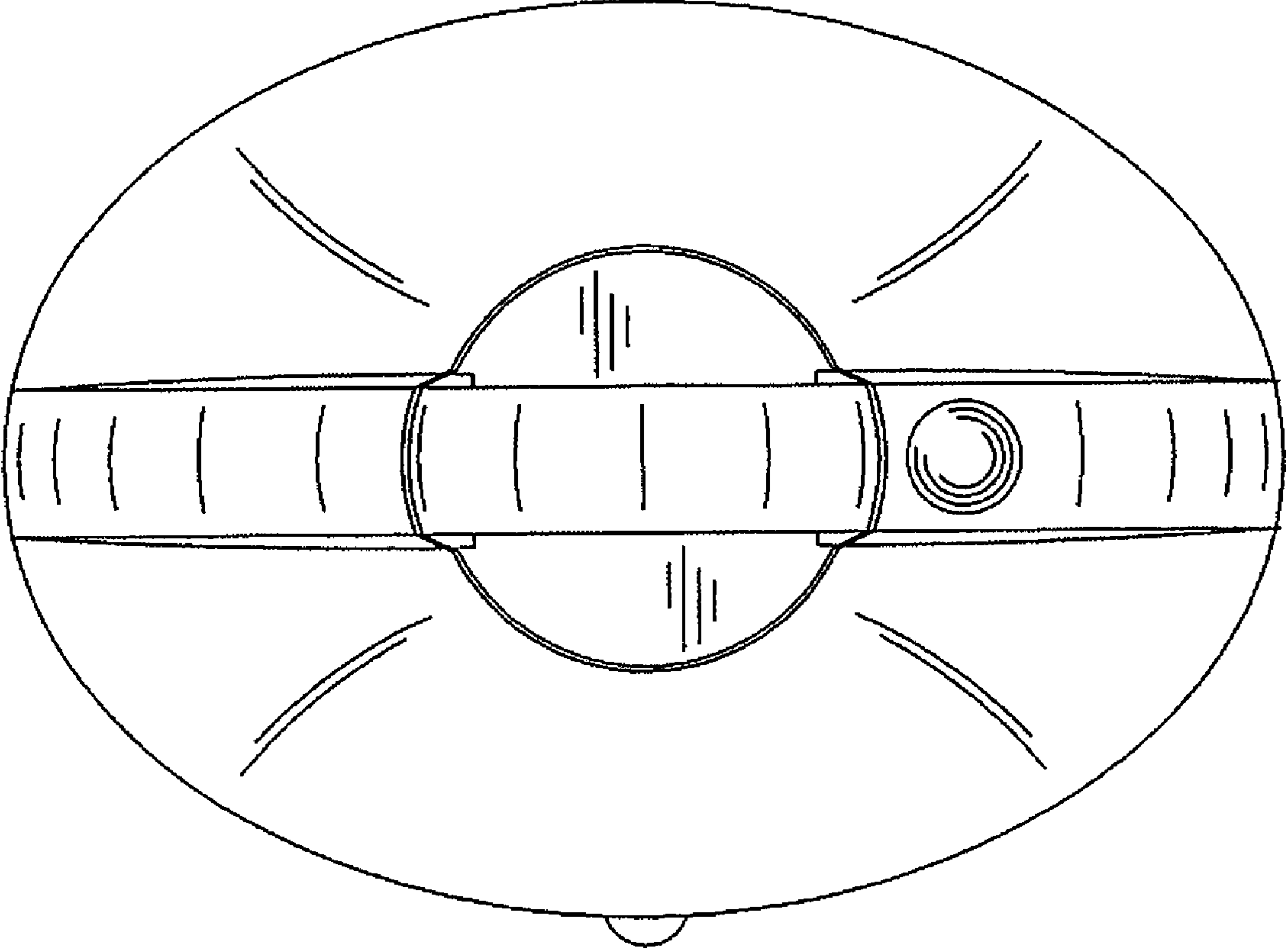


**FIG. 3**

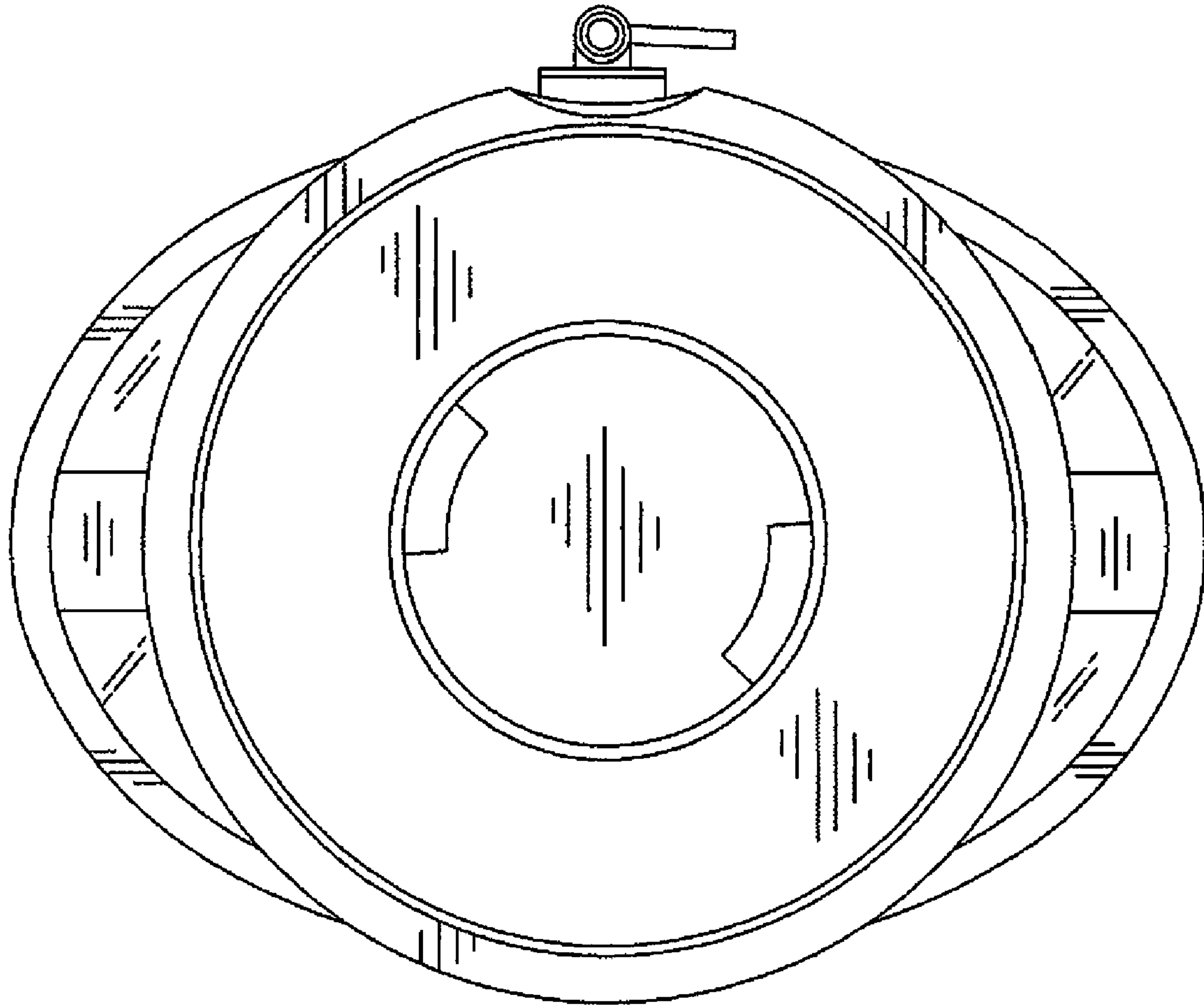


**FIG. 4**





**FIG. 5**



**FIG. 6**