



US00D612655S

(12) **United States Design Patent**
Holmstedt

(10) **Patent No.:** **US D612,655 S**
(45) **Date of Patent:** **** Mar. 30, 2010**

(54) **AIR MATTRESS**

(76) Inventor: **Inger Holmstedt**, Alstensgatan 4,
SE-167 65 Bromma (SE)

(**) Term: **14 Years**

(21) Appl. No.: **29/317,831**

(22) Filed: **May 8, 2008**

(51) **LOC (9) Cl.** **06-09**

(52) **U.S. Cl.** **D6/604**

(58) **Field of Classification Search** D6/595-599,
D6/601, 604; D21/809; 5/630, 633, 636,
5/637, 639, 735, 652-656, 655.3, 655.9,
5/706, 910, 922, 420

See application file for complete search history.

(56) **References Cited**

U.S. PATENT DOCUMENTS

D204,737 S * 5/1966 Draheim D6/382
4,908,895 A * 3/1990 Walker 5/711
D310,313 S * 9/1990 Afeyan D6/604
D391,435 S * 3/1998 Song et al. D6/604

D455,928 S * 4/2002 Fisher et al. D6/604
D513,915 S * 1/2006 Jacklin D6/604
D557,966 S * 12/2007 Gao D6/604
2007/0101504 A1 * 5/2007 Gilcrest et al. 5/706

* cited by examiner

Primary Examiner—Janice E Seeger

(74) *Attorney, Agent, or Firm*—Young & Thompson

(57) **CLAIM**

The ornamental design for an air mattress, as shown and described.

DESCRIPTION

FIG. 1 is a top, side and end perspective view of an air mattress showing my new design;

FIG. 2 is a top, side and end perspective view thereof from the side and end opposite that shown in FIG. 1;

FIG. 3 is a perspective view thereof, the perspective view opposite that shown in FIG. 3 being identical thereto; and,

FIG. 4 is a bottom perspective view thereof.

1 Claim, 4 Drawing Sheets

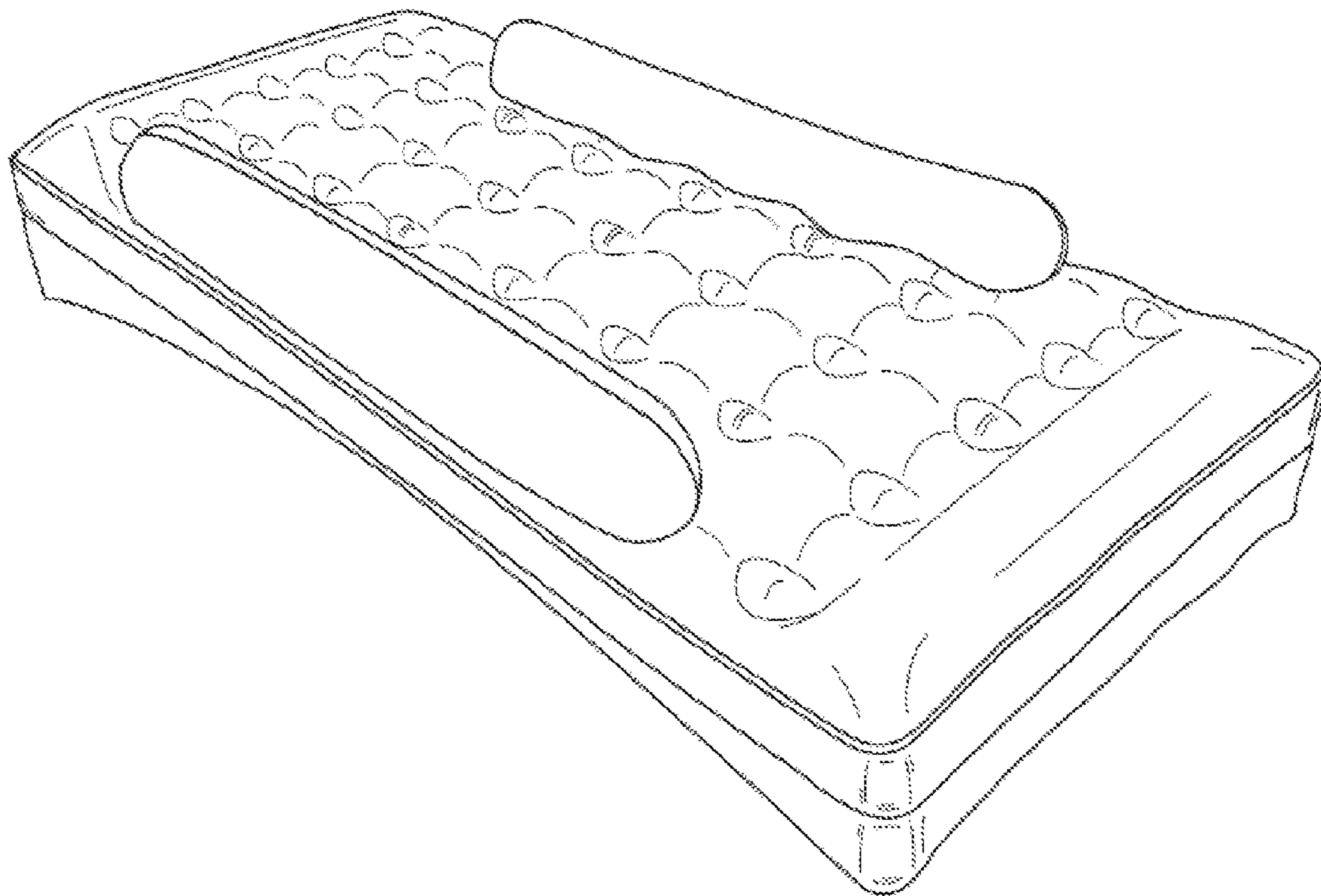


FIG. 1

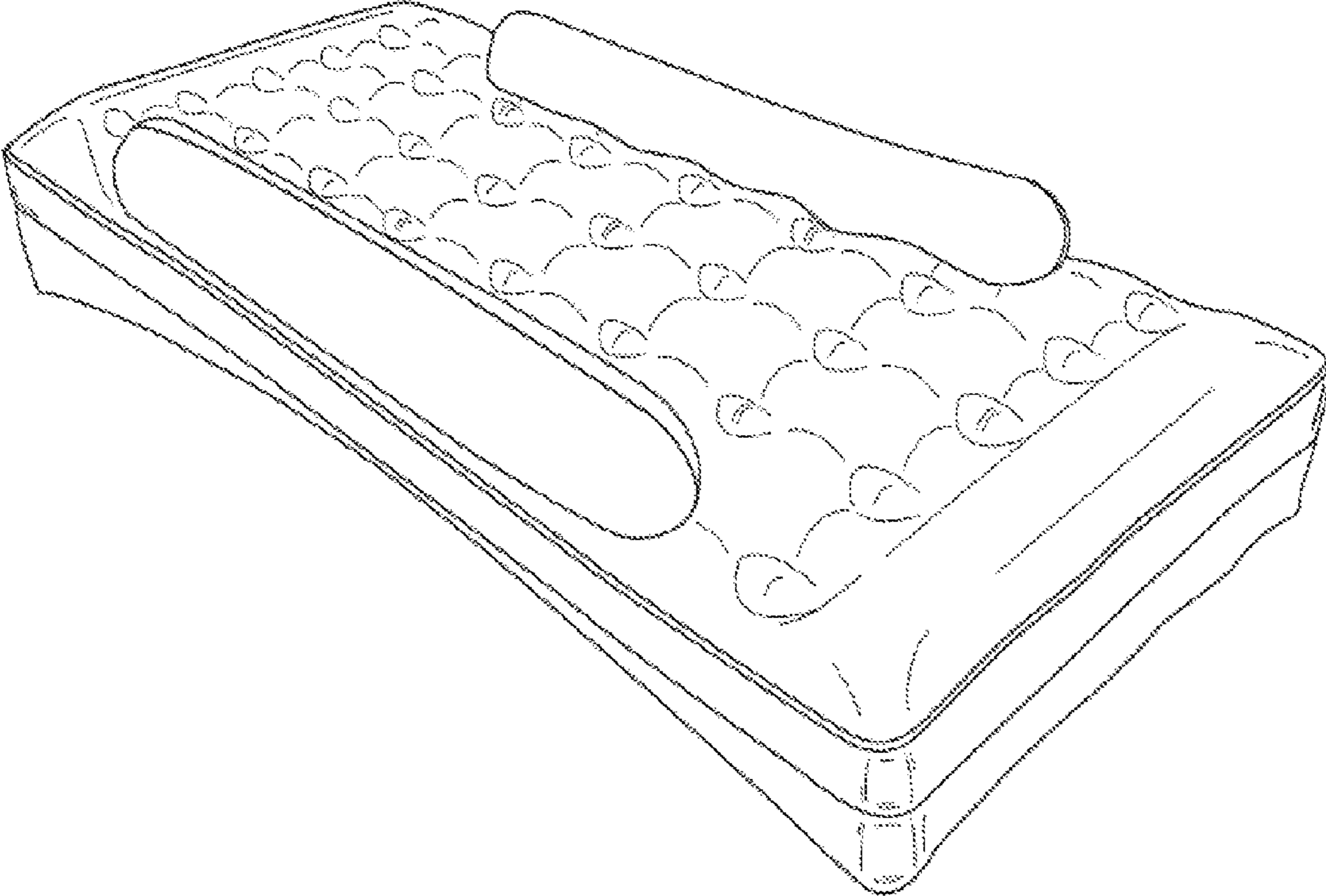


FIG. 2

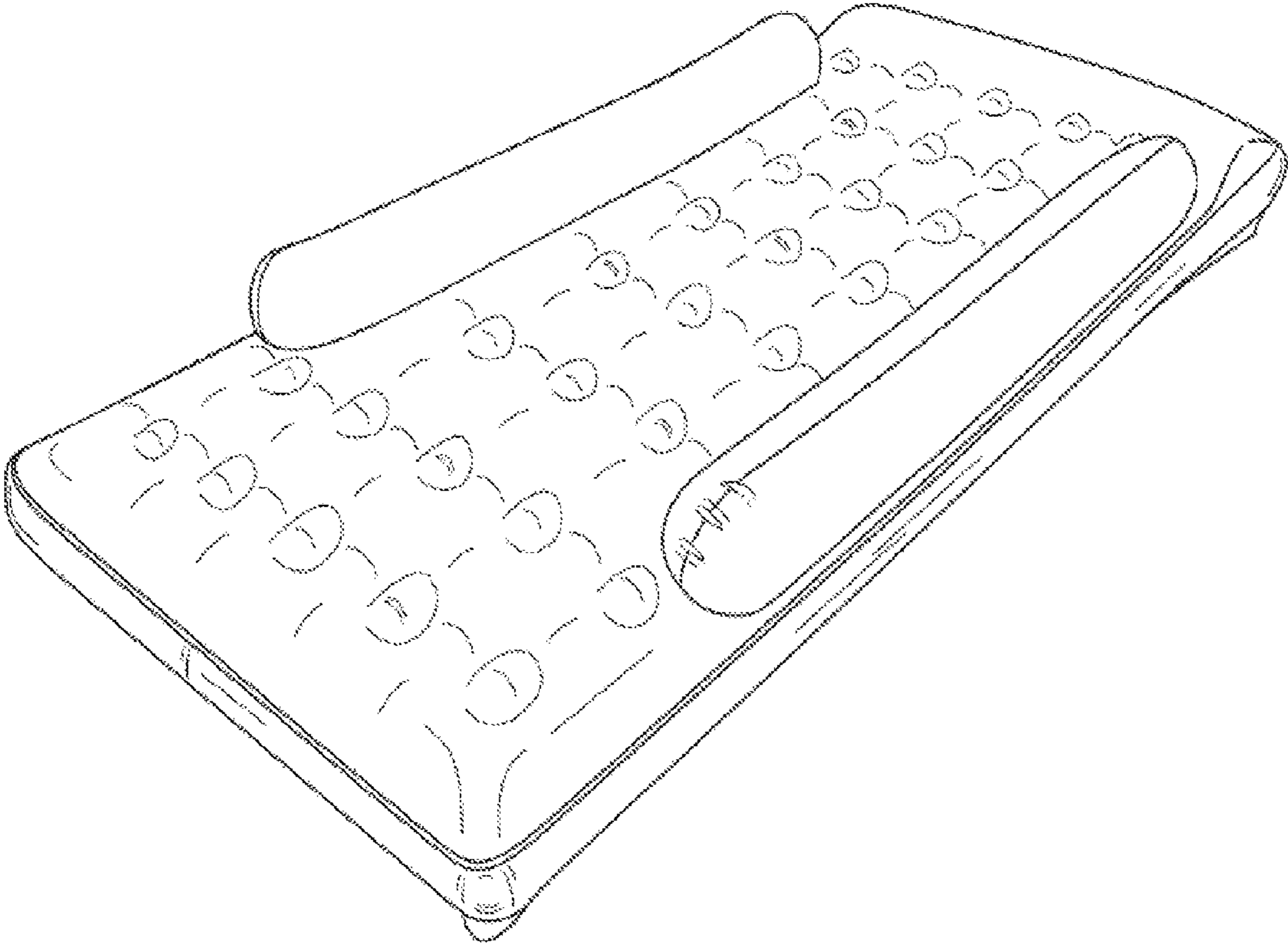


Fig. 3

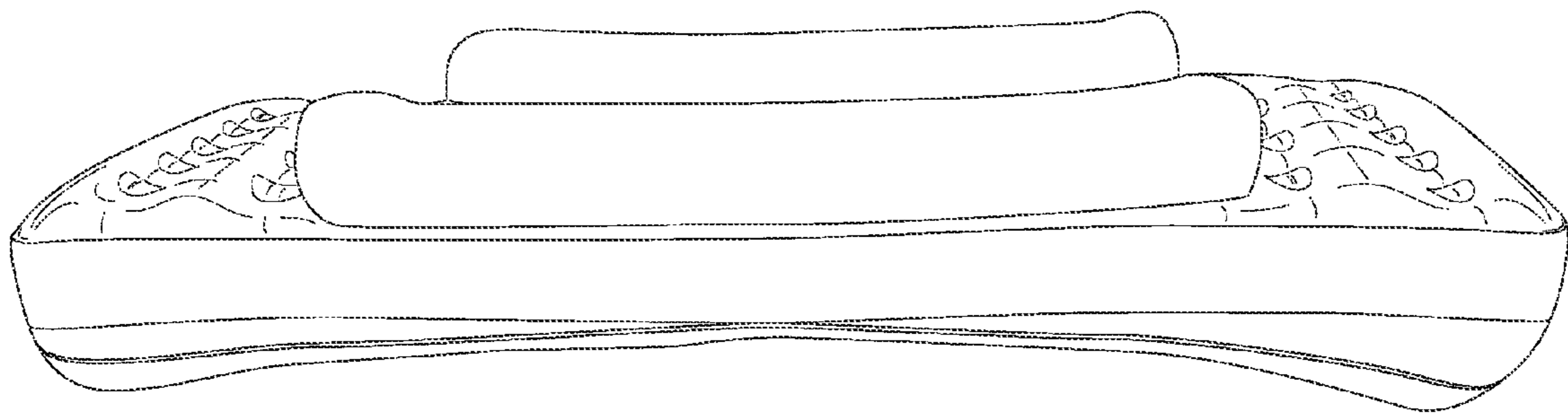


Fig. 4

