



US00D612634S

(12) **United States Design Patent**
Zambelli

(10) **Patent No.:** **US D612,634 S**
(45) **Date of Patent:** **** Mar. 30, 2010**

(54) **AUDIO VIDEO SHELVING UNIT**

D515,849 S * 2/2006 Niu D6/479
D516,838 S 3/2006 Portnoy
D516,840 S 3/2006 deCarolis
D516,847 S 3/2006 Stenhouse et al.
D519,757 S 5/2006 Portnoy
D524,080 S 7/2006 Stenhouse et al.

(75) Inventor: **Michael P. Zambelli**, Basking Ridge, NJ
(US)

(73) Assignee: **Bell'O International Corp.**,
Morganville, NJ (US)

(**) Term: **14 Years**

(Continued)

(21) Appl. No.: **29/342,063**

OTHER PUBLICATIONS

(22) Filed: **Aug. 18, 2009**

Bell'O's 2005-2006 Product Catalog .

(51) **LOC (9) Cl.** **06-04**

Primary Examiner—Elizabeth A Albert

(52) **U.S. Cl.** **D6/477**

Assistant Examiner—Kelley A Donnelly

(58) **Field of Classification Search** D6/470,
D6/471, 474, 477-479, 460-461, 468; 108/59,
108/91, 92, 96; 211/40, 41.12, 42, 49.1,
211/50, 85.2, 90.04, 187, 190; 206/307

(74) *Attorney, Agent, or Firm*—Lerner, David, Littenberg,
Krumholz & Mentlik, LLP

See application file for complete search history.

(57) **CLAIM**

The ornamental design for audio video shelving unit, as
shown and described.

(56) **References Cited**

DESCRIPTION

U.S. PATENT DOCUMENTS

D454,731 S 3/2002 Niitsu et al.
D458,053 S 6/2002 Luong
D472,073 S 3/2003 de Carolis
D472,074 S 3/2003 de Carolis
D472,075 S 3/2003 de Carolis
D489,548 S 5/2004 Malizia et al.
D491,748 S 6/2004 deCarolis
D491,749 S 6/2004 Malizia et al.
D491,750 S 6/2004 Bertoncini et al.
D491,753 S 6/2004 deCarolis
D492,860 S 7/2004 Bertoncini et al.
D493,982 S 8/2004 deCarolis
D496,807 S 10/2004 deCarolis
D497,060 S 10/2004 Chang et al.
D497,061 S 10/2004 Decarolis
D505,573 S 5/2005 Malizia
D506,329 S 6/2005 Sexton
D507,433 S 7/2005 Portnoy
D507,900 S 8/2005 Sexton
D508,172 S 8/2005 Malizia et al.
D515,337 S 2/2006 deCarolis

FIG. 1 is a front perspective view of a first embodiment of the
audio video shelving unit;

FIG. 2 is a front elevational view thereof;

FIG. 3 is a rear elevational view thereof;

FIG. 4 is a top plan view thereof;

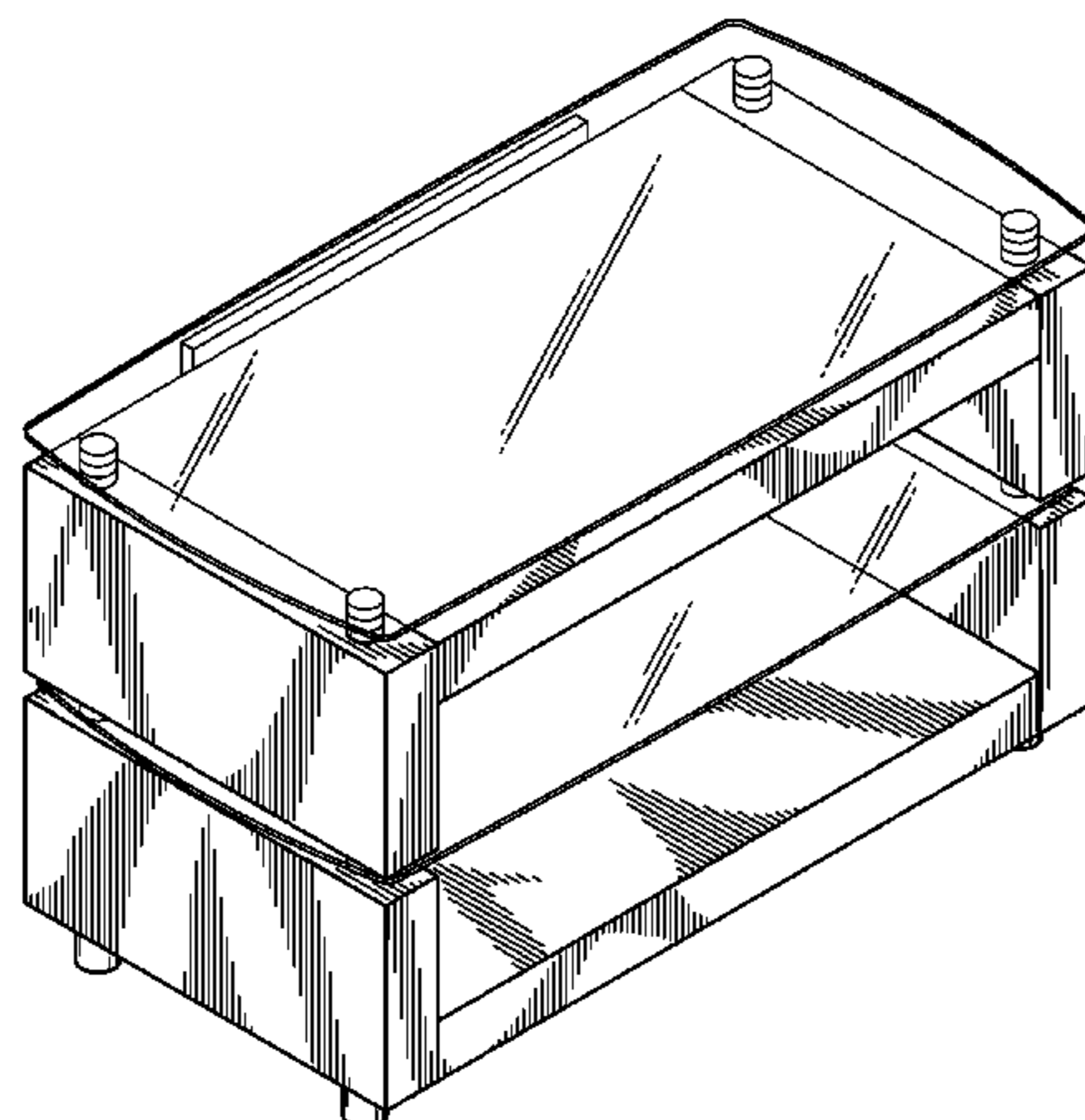
FIG. 5 is a right side view thereof (the left side being a mirror
image of the right side view);

FIG. 6 is a front perspective view of a second embodiment of
the audio video shelving unit; and,

FIG. 7 is a top plan view of the embodiment shown in FIG. 6
(all other views of the second embodiment having the same
appearance as FIGS. 2, 3 and 5).

The broken lines showing in FIG. 3 are for environmental
purposes only and form no part of the claimed design.

1 Claim, 7 Drawing Sheets



US D612,634 S

Page 2

U.S. PATENT DOCUMENTS

D525,052 S	7/2006	Malizia et al.	D564,260 S	3/2008	deCarolis
D525,054 S	7/2006	Stenhouse et al.	D564,261 S	3/2008	Sculler
D527,208 S	8/2006	Malizia et al.	D564,789 S	3/2008	deCarolis
D535,497 S	1/2007	Portnoy	D564,796 S	3/2008	Zambelli
D537,656 S	3/2007	Stenhouse et al.	D587,483 S	3/2009	Zambelli
D542,059 S *	5/2007	Moyle et al. D6/479	D587,496 S	3/2009	Weitz
D543,729 S	6/2007	Weatherly	D587,497 S *	3/2009	Zambelli D6/477
D549,991 S	9/2007	Stravitz	D589,280 S *	3/2009	Zambelli D6/477
D554,393 S	11/2007	Yalif	D590,636 S	4/2009	Yang et al.
D555,397 S	11/2007	Yalif	D590,637 S	4/2009	Portnoy
D559,583 S	1/2008	Zambelli	D592,428 S	5/2009	Zambelli
D559,584 S	1/2008	Zambelli	D594,248 S	6/2009	Zambelli
D560,077 S	1/2008	Zambelli	D595,978 S	7/2009	Portnoy et al.
D562,593 S	2/2008	Zambelli	D599,584 S	9/2009	Zambelli

* cited by examiner

FIG. 1

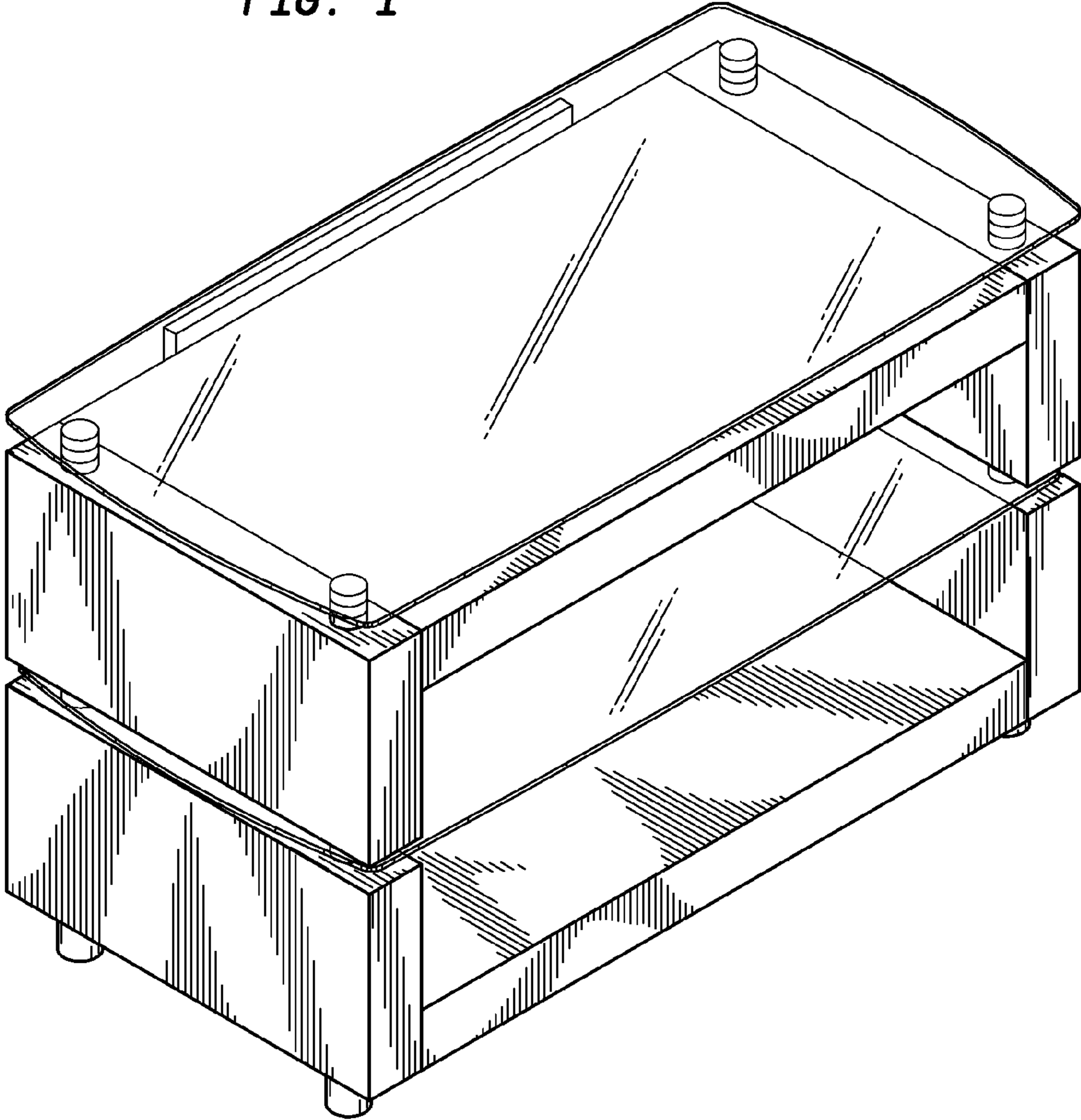


FIG. 2

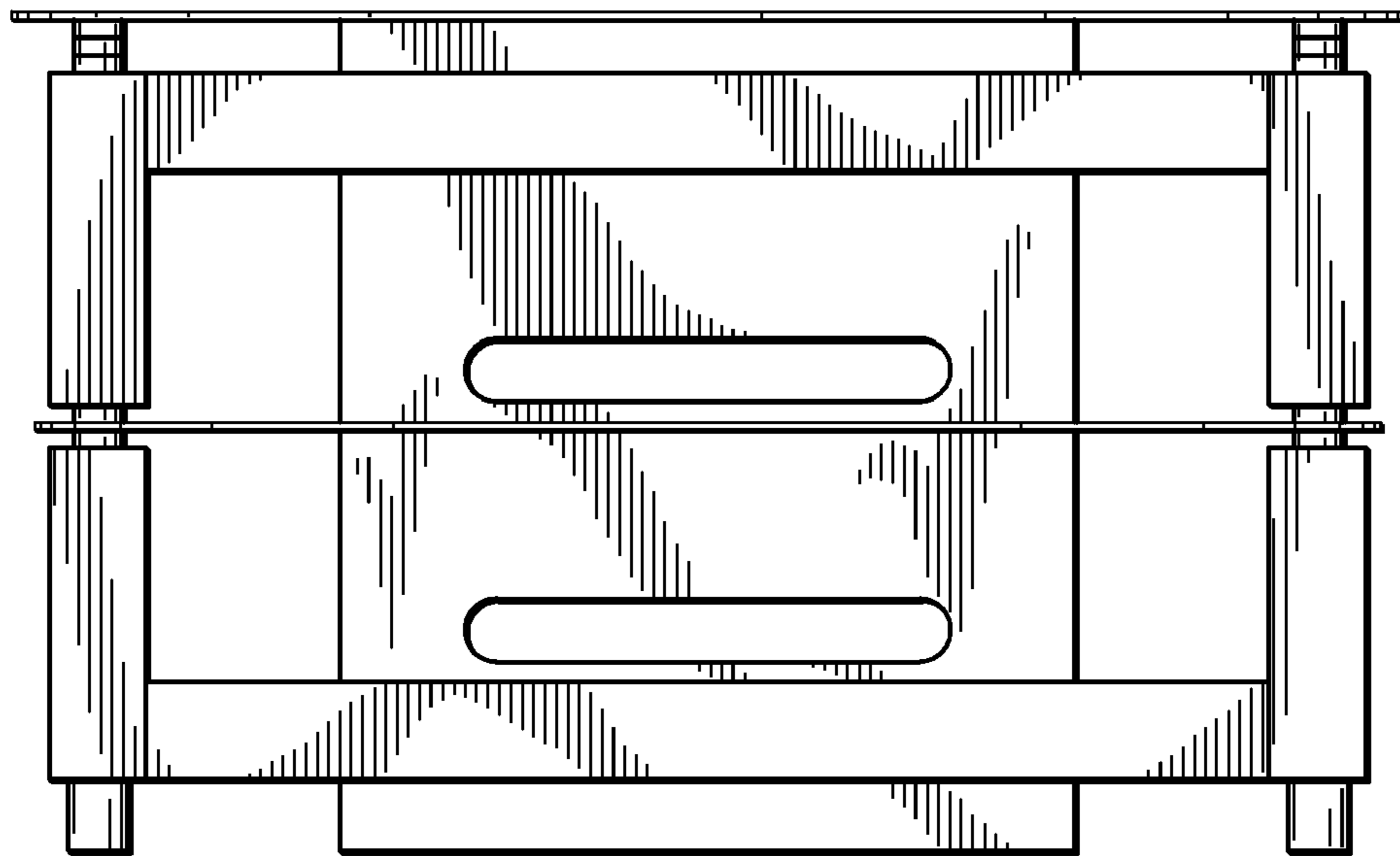


FIG. 3

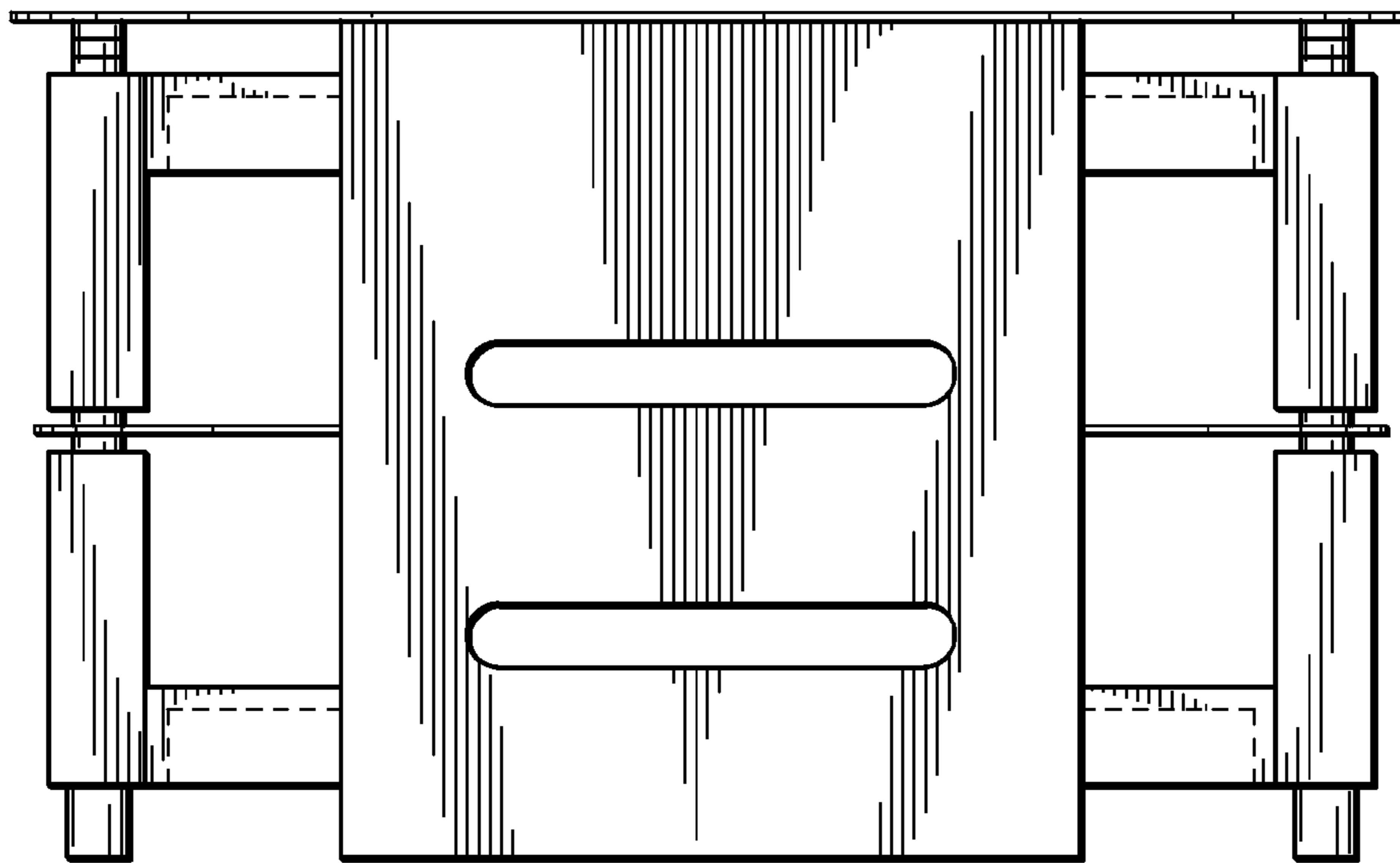


FIG. 4

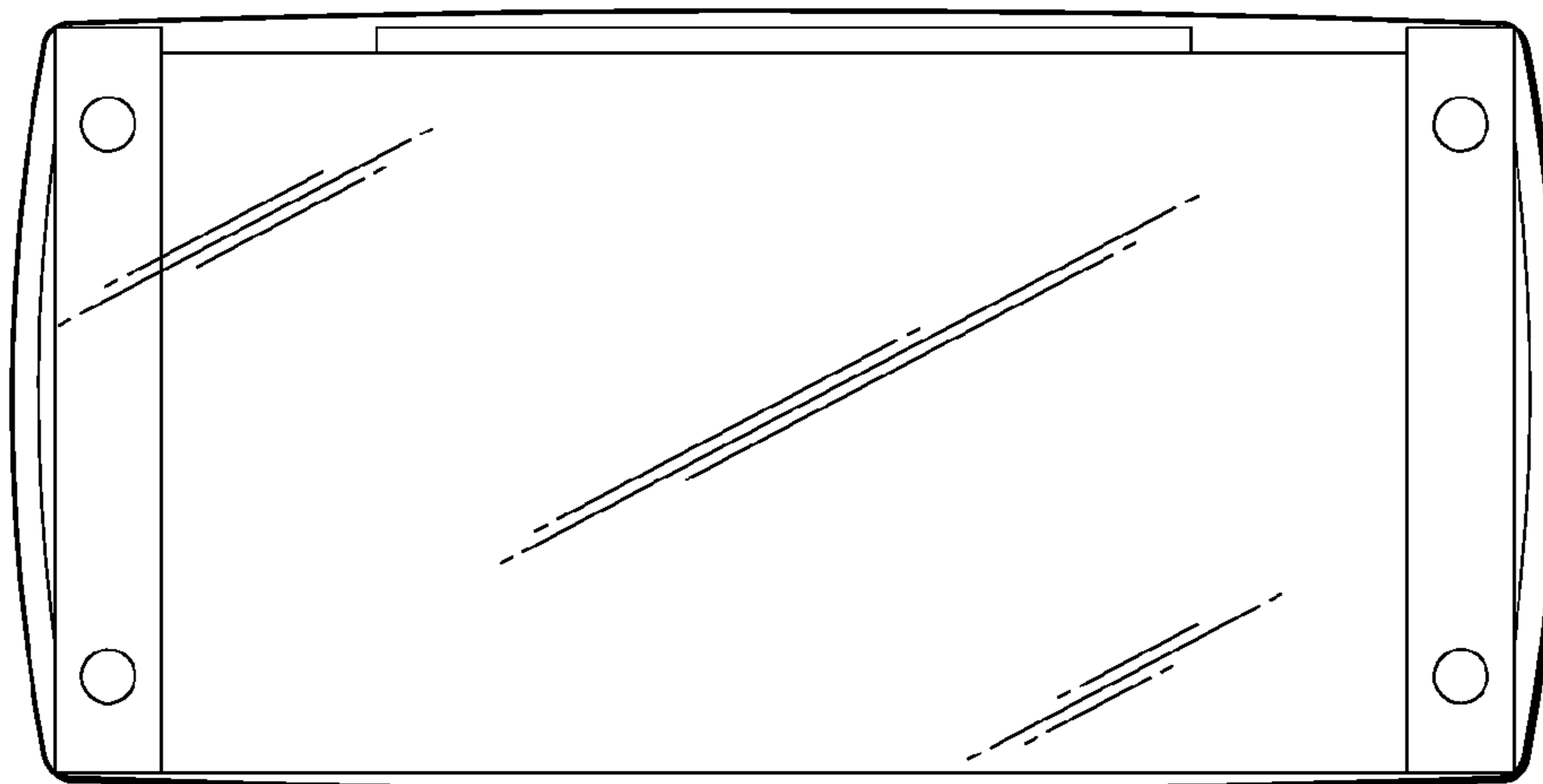


FIG. 5

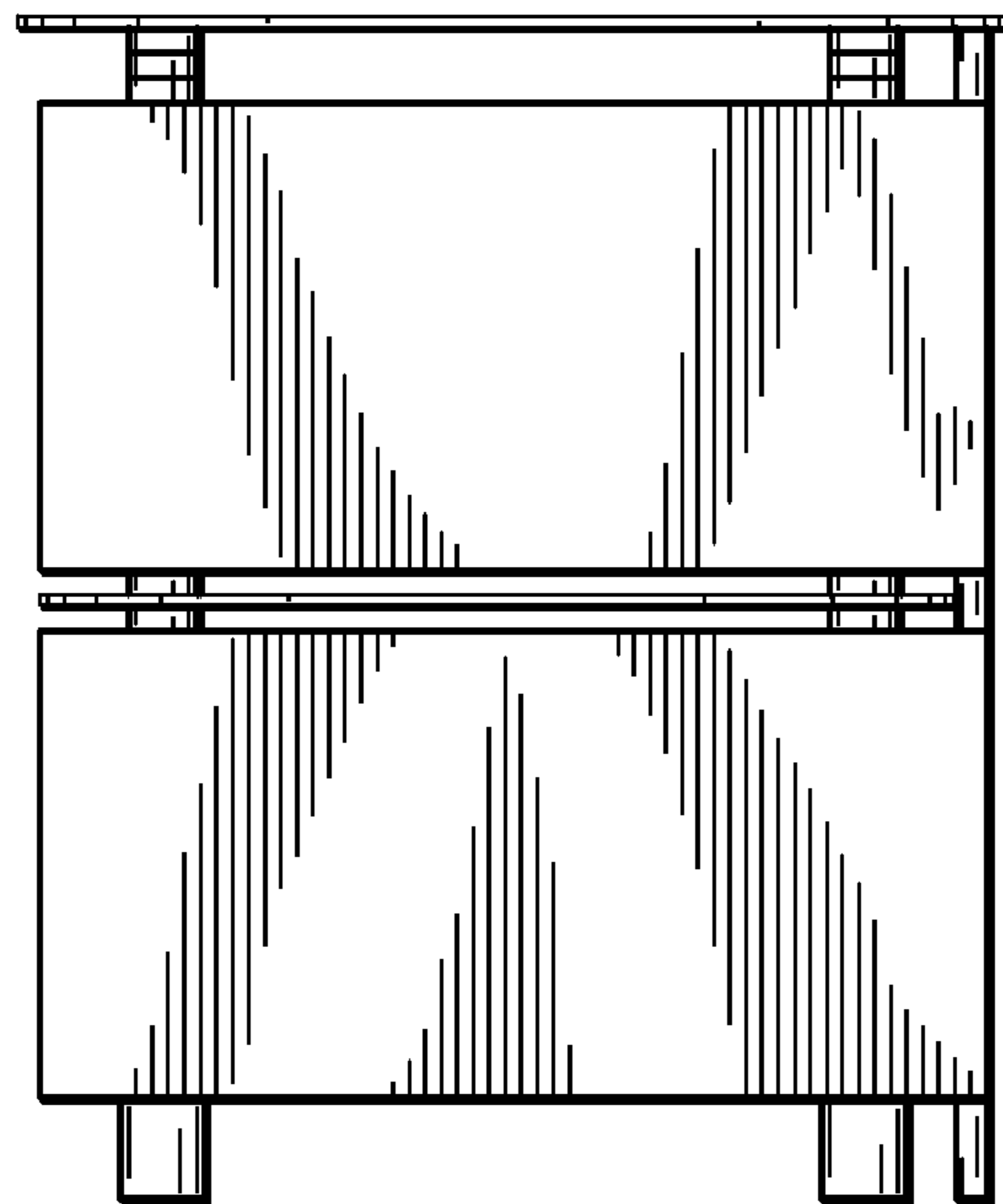


FIG. 6

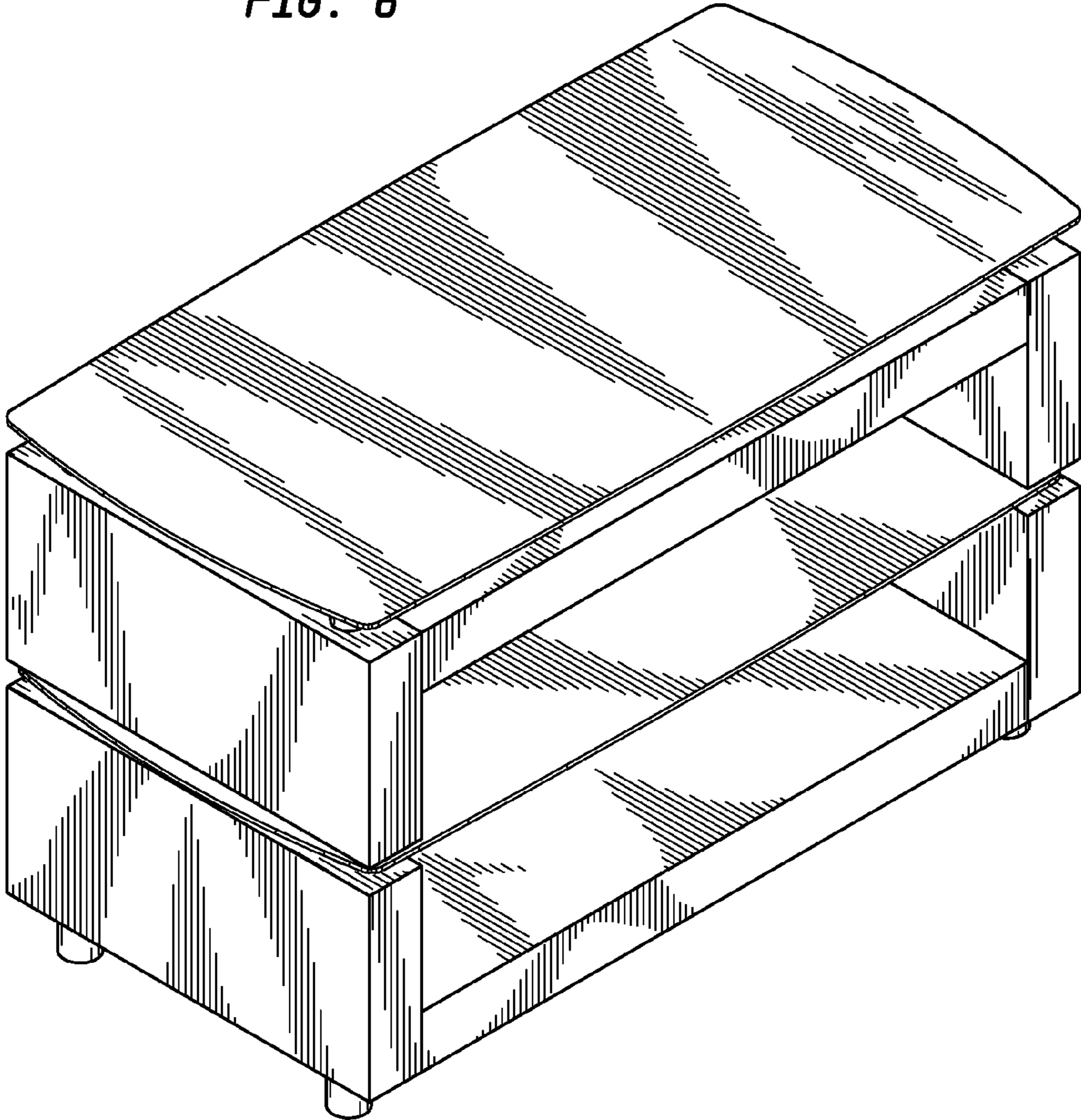


FIG. 7

