



US00D612632S

(12) **United States Design Patent**
Nelson

(10) **Patent No.:** **US D612,632 S**
(45) **Date of Patent:** **** Mar. 30, 2010**

(54) **BASKETBALL JERSEY SHAPED REMOTE CONTROL STORAGE UNIT**

D514,681 S * 2/2006 Arnold D23/366
D536,776 S * 2/2007 Virani D23/367
D537,158 S * 2/2007 Virani D23/367
D543,213 S * 5/2007 Virani D14/458
D577,028 S * 9/2008 Naqvi et al. D14/458

(75) Inventor: **Terrence Nelson**, 102 Diener Pl., Apt. 201, Baltimore, MD (US) 21229

(73) Assignee: **Terrence Nelson**, Baltimore, MD (US)

(**) Term: **14 Years**

(21) Appl. No.: **29/317,272**

(22) Filed: **Apr. 25, 2008**

(51) **LOC (9) Cl.** **06-04**

(52) **U.S. Cl.** **D6/450**

(58) **Field of Classification Search** D6/450;
D14/458; 2/113, 114, 51; D2/840, 717,
D2/753, 828-830; D23/367, 366; D11/172;
D20/11

See application file for complete search history.

(56) **References Cited**

U.S. PATENT DOCUMENTS

2,707,284 A * 5/1955 Artzt 2/114
D185,093 S * 5/1959 Moss D2/840
3,095,576 A * 7/1963 Jenter 2/51
4,501,025 A * 2/1985 Kuznetz 2/113
D393,736 S * 4/1998 Rubin D2/717
5,983,394 A * 11/1999 Joo 2/113
D498,174 S * 11/2004 Puett, III D11/172
D505,885 S * 6/2005 Puett, III D11/172

* cited by examiner

Primary Examiner—Philip S Hyder
Assistant Examiner—Sydney R Buffalow

(57) **CLAIM**

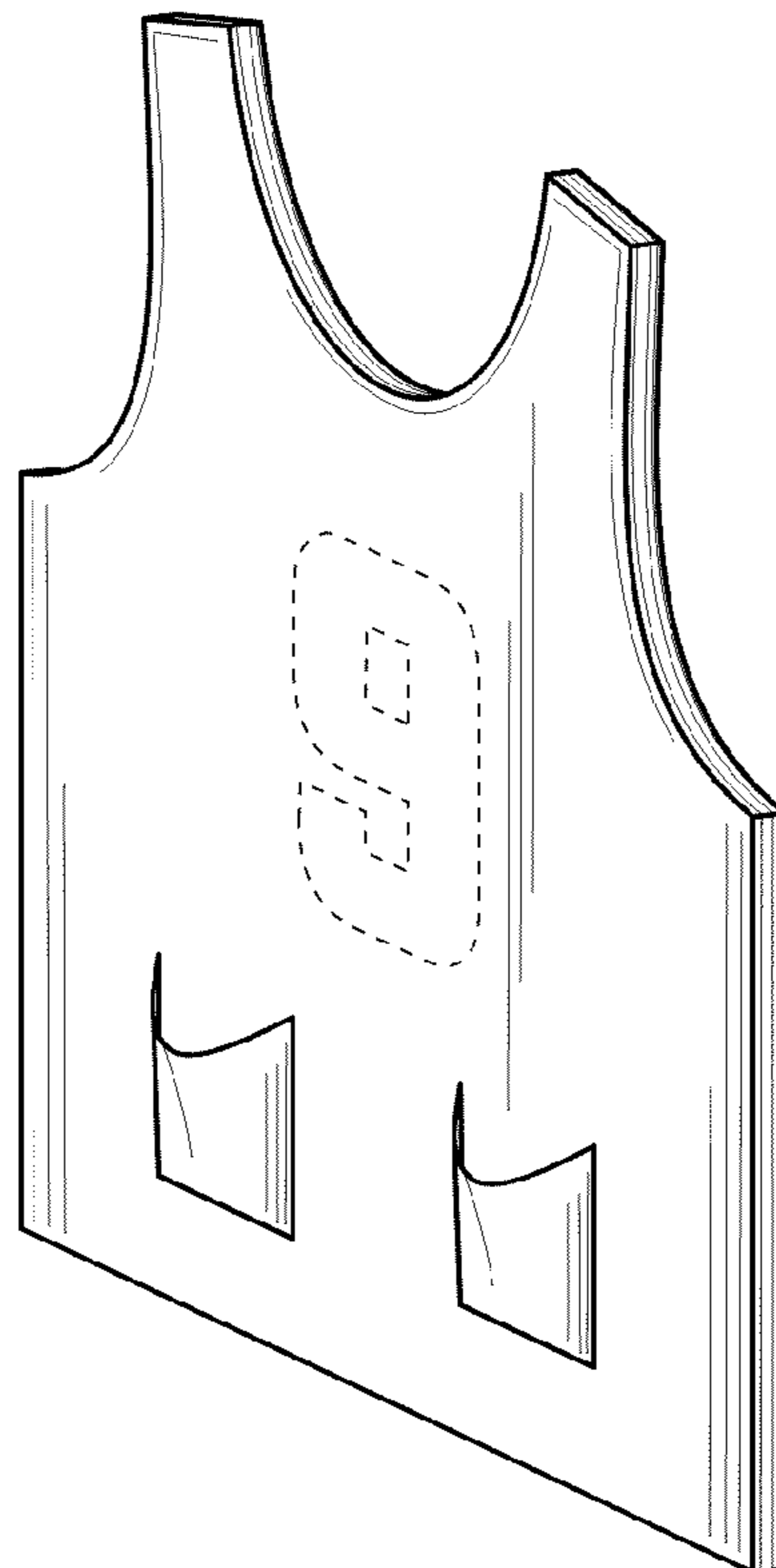
The ornamental design for a basketball jersey shaped remote control storage unit, as shown and described.

DESCRIPTION

FIG. 1 is a perspective view of a basketball jersey shaped remote control storage unit, showing my new design;
FIG. 2 is a front elevational view of the invention;
FIG. 3 is a rear elevational view of the invention;
FIG. 4 is a left-side elevational view of the invention;
FIG. 5 is a right-side elevational view of the invention;
FIG. 6 is a top plan view of the invention; and,
FIG. 7 is a bottom plan view of the invention.

The broken lines showing a number 9 in FIGS. 1 and 2 are included for the purpose of illustrating the invention in use, and form no part of the claimed design.

1 Claim, 2 Drawing Sheets



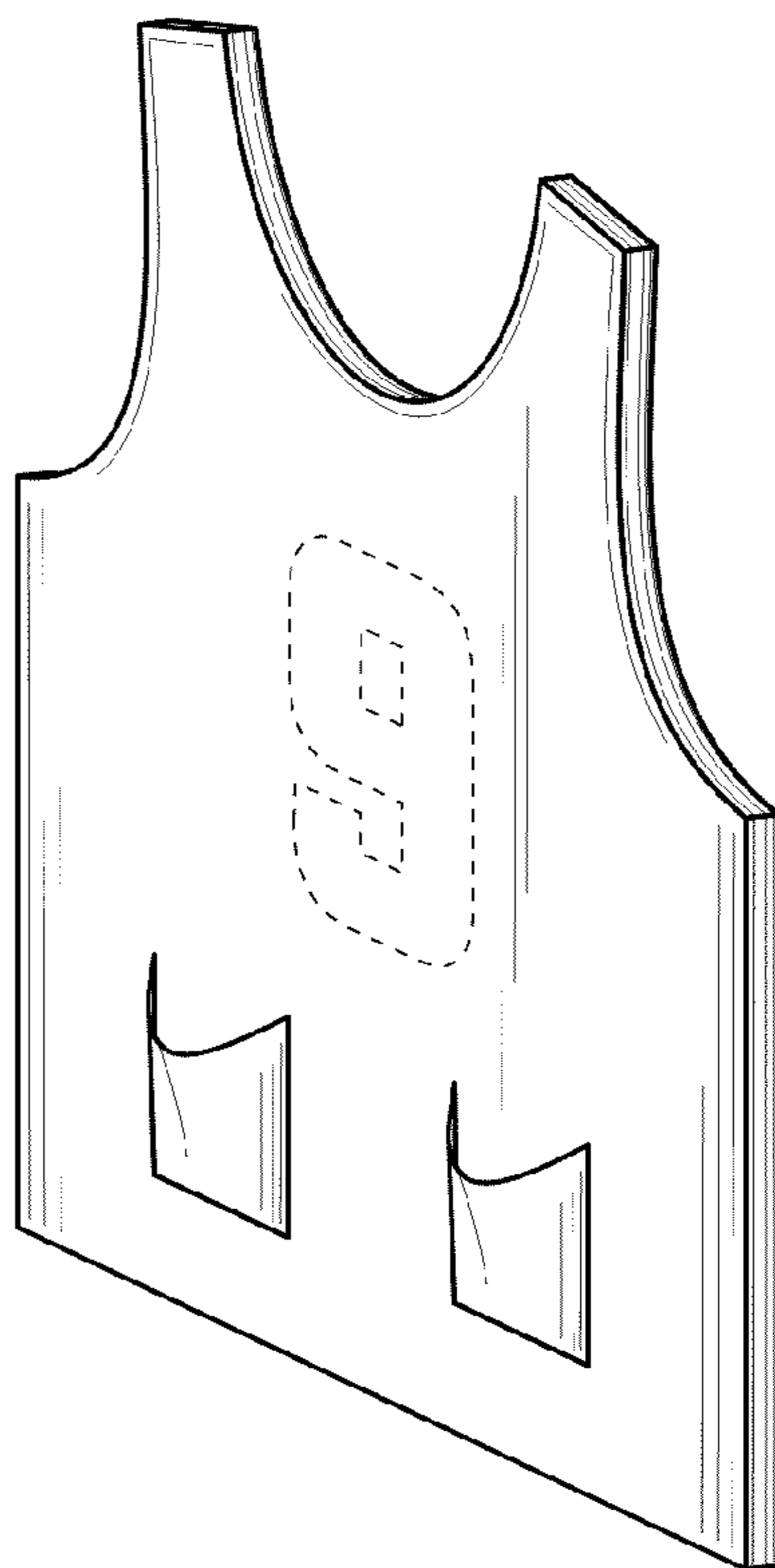


FIG. 1

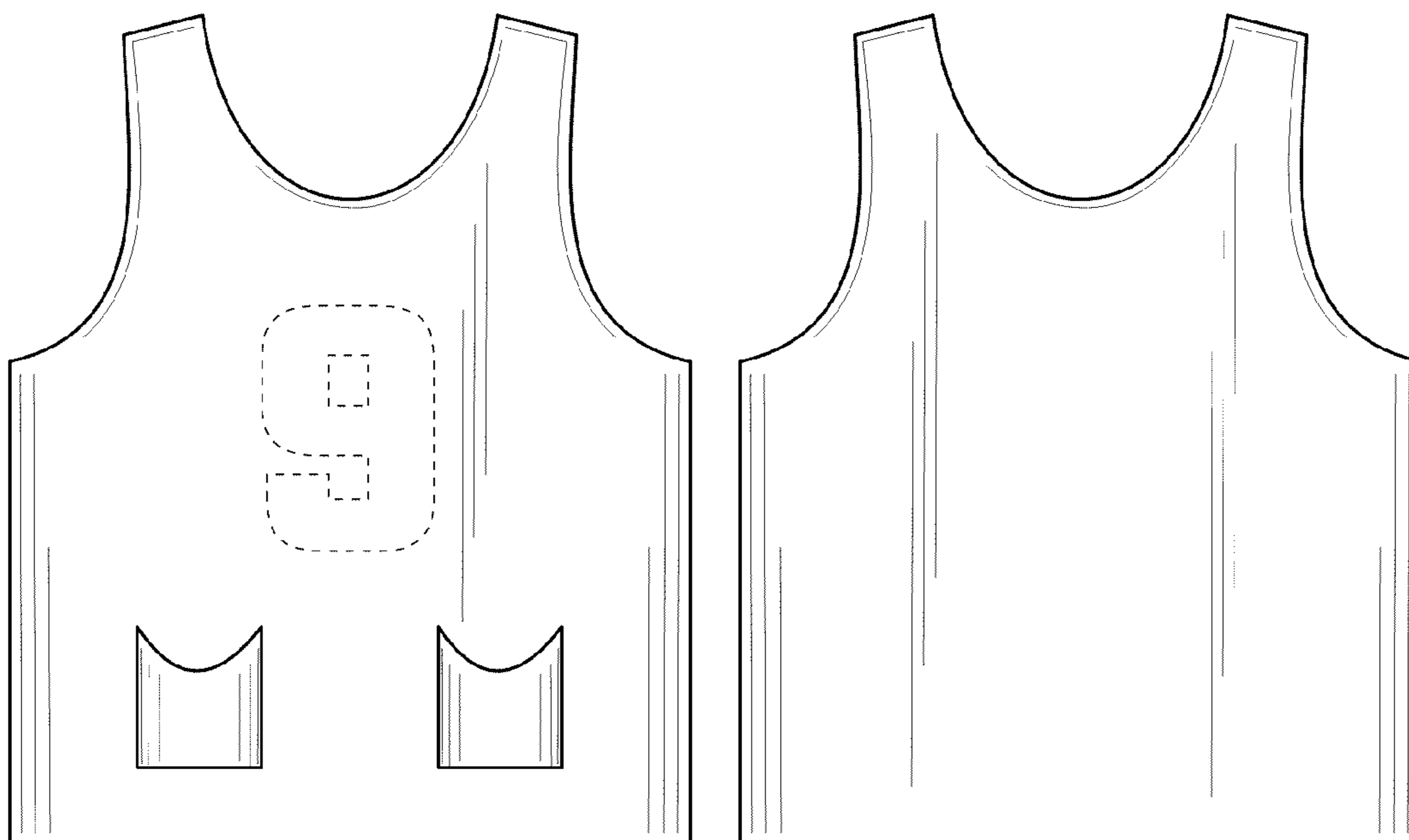


FIG. 2

FIG. 3

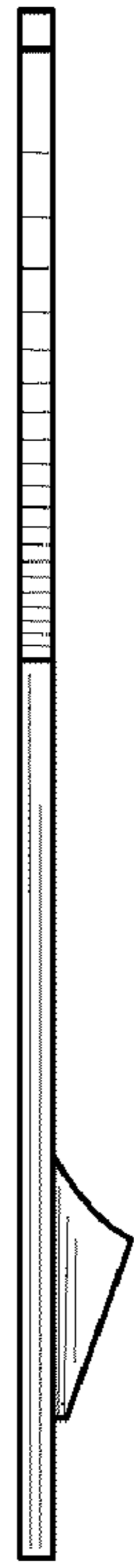


FIG. 4




FIG. 5



FIG. 6



FIG. 7