



US00D612611S

(12) **United States Design Patent**
Brown, Jr. et al.

(10) **Patent No.:** **US D612,611 S**
(45) **Date of Patent:** **** Mar. 30, 2010**

(54) **HEAD OF A TOOTHBRUSH**

1,327,757 A 1/1920 Eggers

(75) Inventors: **William Ralph Brown, Jr.**, Peabody, MA (US); **Alexander Timothy Chenvainu**, Sudbury, MA (US); **Thomas Aurele Christman**, Lexington, MA (US)

(Continued)

FOREIGN PATENT DOCUMENTS

DE 10208529 C1 10/2003

(73) Assignee: **The Gillette Company**, Boston, MA (US)

(Continued)

(**) Term: **14 Years**

Primary Examiner—Melanie H Tung
Assistant Examiner—Lavone D Tabor

(21) Appl. No.: **29/313,888**

(74) *Attorney, Agent, or Firm*—Vladimir Vitenberg; George H. Leal; David M. Weirich

(22) Filed: **Feb. 17, 2009**

(57) **CLAIM**

Related U.S. Application Data

The ornamental design for a head of a toothbrush, as shown and described.

(63) Continuation of application No. 29/265,465, filed on Aug. 31, 2006, now abandoned, which is a continuation-in-part of application No. 29/204,170, filed on Apr. 26, 2004, now abandoned, which is a continuation-in-part of application No. 29/194,039, filed on Nov. 18, 2003, now Pat. No. Des. 501,605, which is a continuation-in-part of application No. 10/364,148, filed on Feb. 11, 2003.

DESCRIPTION

FIG. 1 is a perspective view of a head of a toothbrush, embodying the new design;

(51) **LOC (9) Cl.** **04-02**

(52) **U.S. Cl.** **D4/101; D4/111**

(58) **Field of Classification Search** D4/101, D4/104–112, 127, 130, 136; 15/22.1, 28, 15/29, 110, 167.1, 167.2; 433/116, 125, 433/166; 132/308–311; 601/139, 141, 142
See application file for complete search history.

FIG. 2 is a top planar view of the head of a toothbrush of FIG. 1;

FIG. 3 is a left side elevational view of the head of a toothbrush of FIG. 1, the right side elevational view being a mirror image;

FIG. 4 is a bottom planar view of head of a toothbrush of FIG. 1;

(56) **References Cited**

U.S. PATENT DOCUMENTS

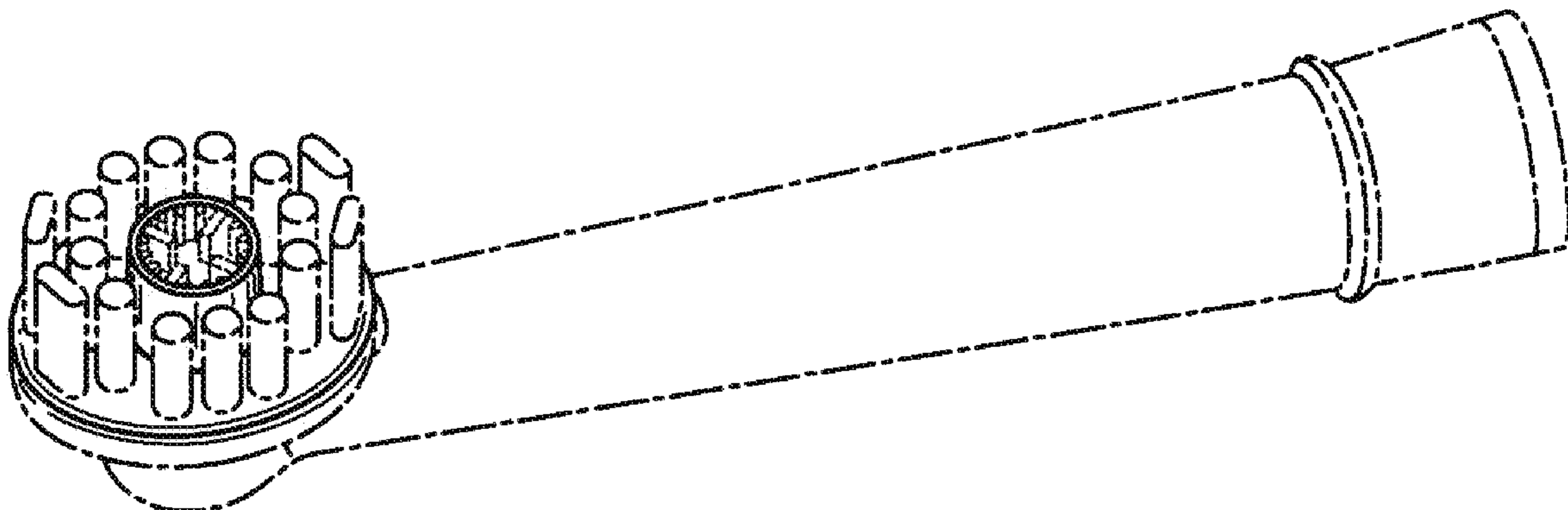
90,763 A	6/1869	Marshall
263,814 A	9/1882	Schmitz
301,644 A	7/1884	Thompson
1,022,920 A	4/1912	Anderson
1,128,139 A	2/1915	Hoffman
1,191,556 A	7/1916	Blake
1,251,250 A	12/1917	Libby

FIG. 5 is a front elevational view of the head of a toothbrush of FIG. 1; and,

FIG. 6 is a rear elevational view of the head of a toothbrush of FIG. 1.

The claim ends with the surface shading immediately below the rounded edge of the face of the head. The broken lines illustrate portions of the head that form no part of the claimed design.

1 Claim, 2 Drawing Sheets



US D612,611 S

Page 3

2003/0182743	A1	10/2003	Gatzemeyer et al.	EP	0 968 686	A1	1/2000
2003/0196283	A1	10/2003	Eliav et al.	EP	1 080 664		3/2001
2003/0229959	A1	12/2003	Gavney, Jr. et al.	EP	1700537	A1	9/2006
2004/0010869	A1	1/2004	Fattori et al.	FR	936529		7/1948
2004/0025275	A1	2/2004	Moskovich et al.	FR	2 196 782		3/1974
2004/0031115	A1	2/2004	Gavney, Jr.	GB	2371217		7/2002
2004/0045105	A1	3/2004	Eliav et al.	JP	55156720		12/1980
2004/0060132	A1	4/2004	Gatzemeyer et al.	JP	1-72128		3/1989
2004/0060133	A1	4/2004	Eliav	JP	3-289954		12/1991
2004/0060137	A1	4/2004	Eliav	JP	4-24057		4/1992
2004/0154112	A1	8/2004	Braun et al.	JP	5-245166		9/1993
2004/0168271	A1	9/2004	McDougall	JP	63-26312		11/1994
2004/0221409	A1	11/2004	Gavney, Jr.	JP	1997-140456		6/1997
2004/0231076	A1	11/2004	Gavney, Jr.	JP	2000-300345		10/2000
2004/0231082	A1	11/2004	Gavney, Jr.	JP	2000-300347		10/2000
2004/0237236	A1	12/2004	Gavney, Jr.	JP	2000-308524		11/2000
2005/0015901	A1	1/2005	Gavney, Jr.	WO	WO 87/00032		1/1987
2005/0060822	A1	3/2005	Chenvainu et al.	WO	WO 94/03125		2/1994
2005/0166343	A1	8/2005	Gavney, Jr.	WO	WO 96/20654		7/1996
2005/0271531	A1	12/2005	Brown, Jr. et al.	WO	WO 96/28994		9/1996
2005/0272001	A1	12/2005	Blain et al.	WO	WO 98/11843		3/1998
2005/0272002	A1	12/2005	Chenvainu et al.	WO	WO 98/18364		5/1998
2006/0078844	A1	4/2006	Goldman et al.	WO	WO 0219942	A1	3/2002
2006/0107478	A1	5/2006	Boucherie	WO	WO 02/45617	A1	6/2002
2006/0240380	A1	10/2006	Chenvainu et al.	WO	WO 03/015575	A1	2/2003
2006/0282963	A1	12/2006	Brown et al.	WO	WO 03/020076	A1	3/2003
2007/0251040	A1	11/2007	Braun et al.	WO	WO 03/055351	A1	7/2003
2007/0254260	A1	11/2007	Alden, IV et al.	WO	WO 03/086140	A1	10/2003
2008/0066251	A1	3/2008	Chenvainu et al.	WO	WO 2004/014181	A1	2/2004
2008/0109973	A1	5/2008	Farrell et al.	WO	WO 2004/062519	A2	7/2004
2008/0172814	A1	7/2008	Brown et al.	WO	WO 2004/062573	A2	7/2004
2008/0178401	A1	7/2008	Claire-Zimmet et al.	WO	WO 2004/071237	A1	8/2004
2008/0184511	A1	8/2008	Brown et al.				
2009/0007357	A1	1/2009	Meadows et al.				

FOREIGN PATENT DOCUMENTS

EP 0 360 766 3/1990

* cited by examiner

Fig. 1

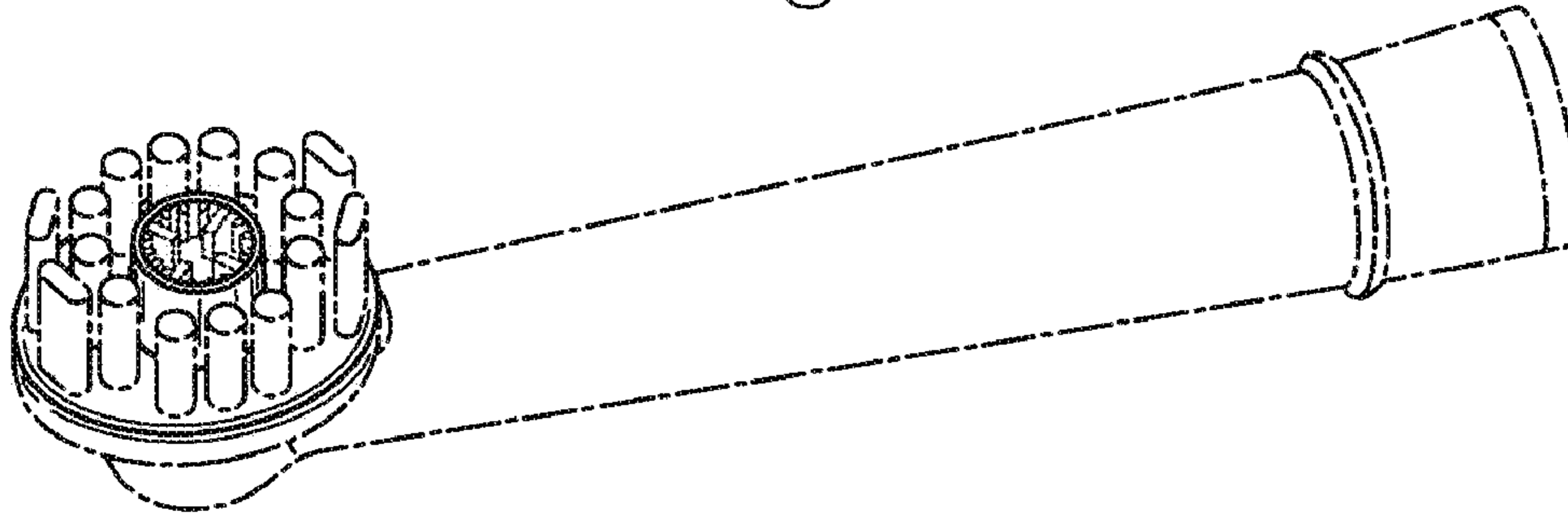


Fig. 2




Fig. 3

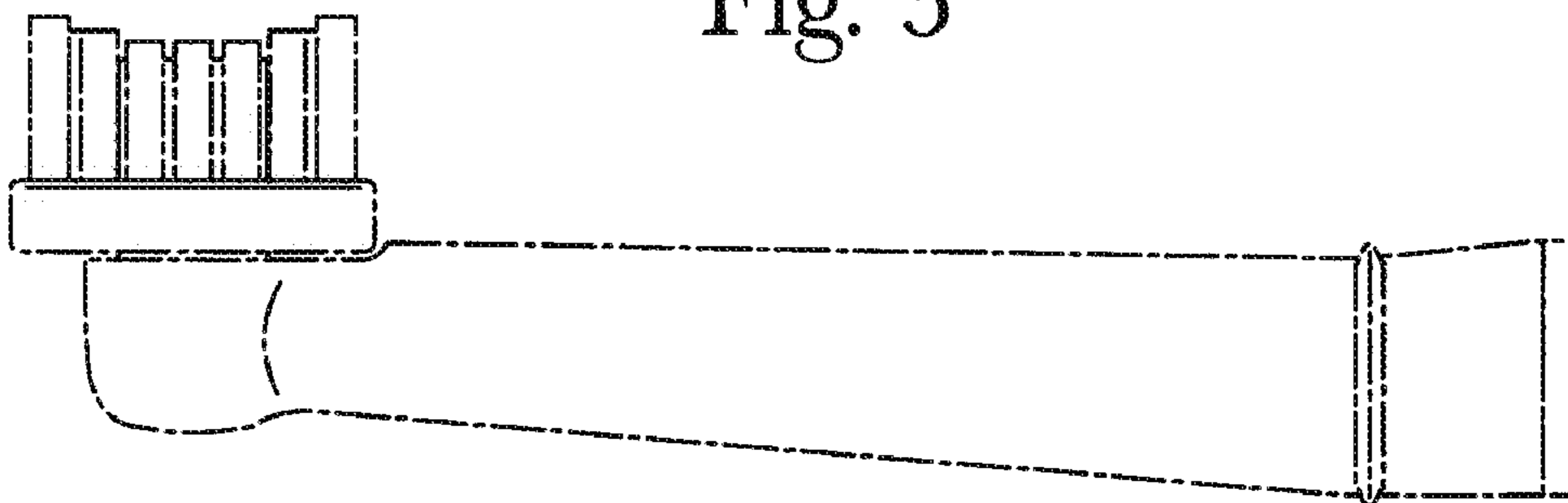



Fig. 4



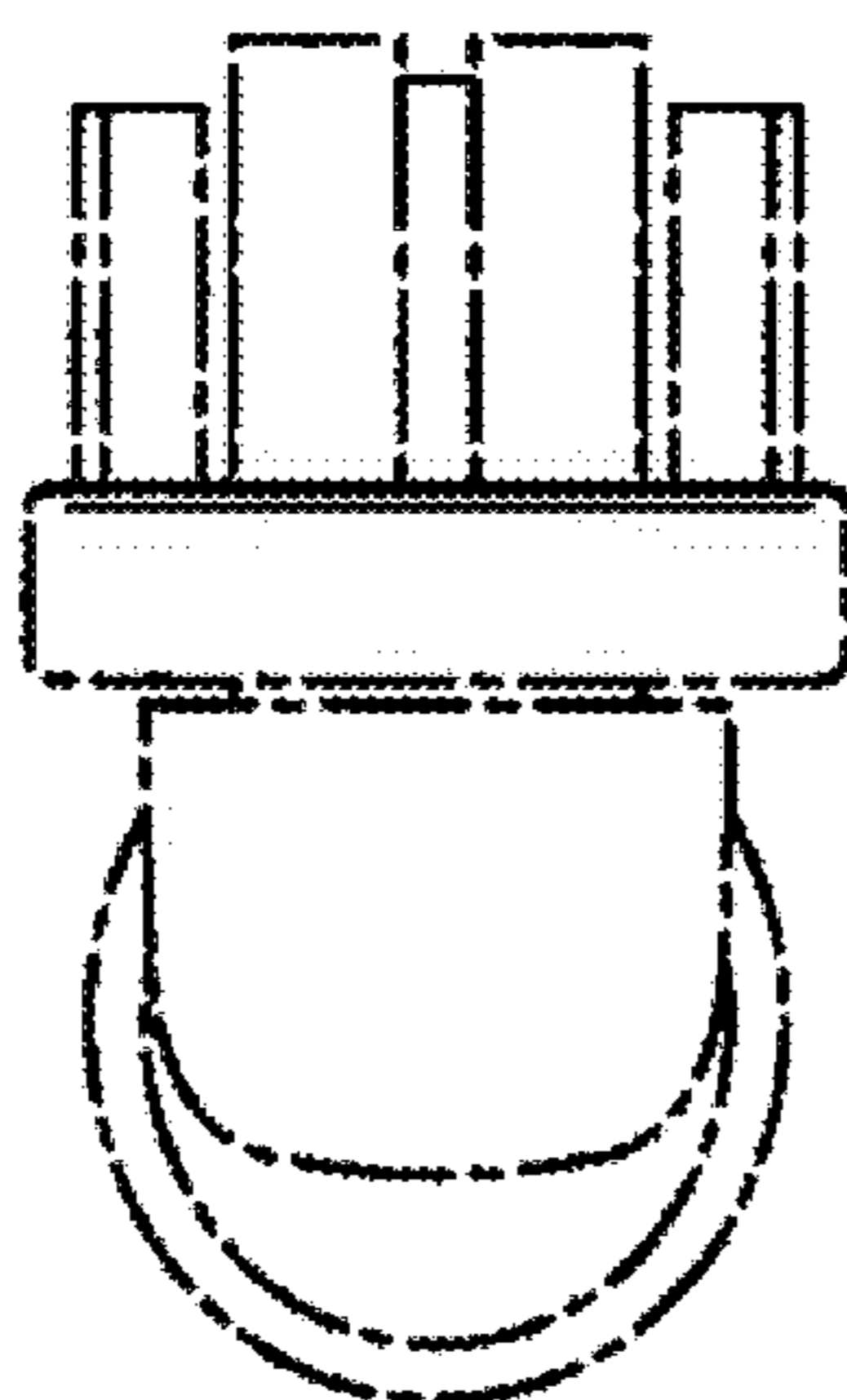


Fig. 5

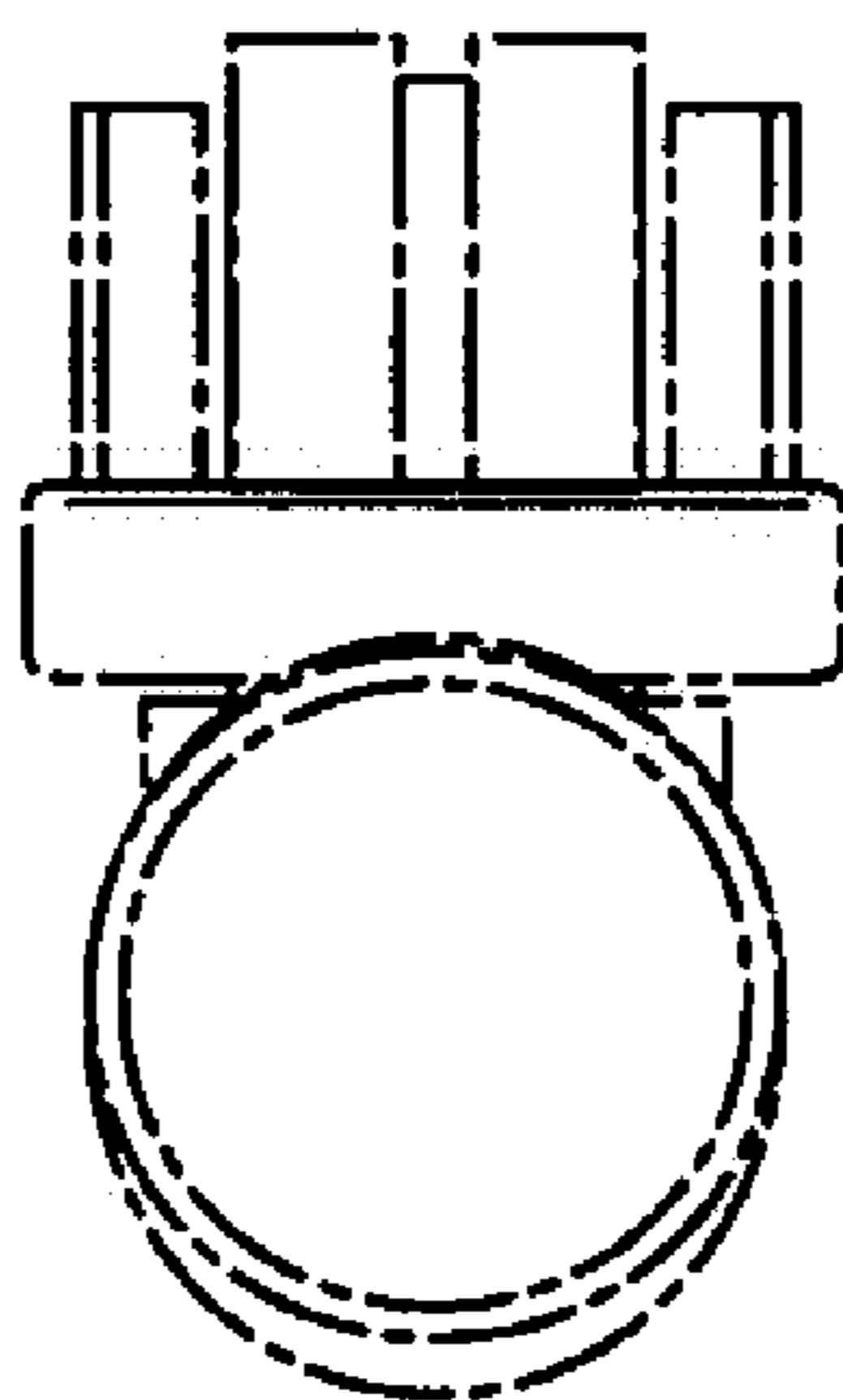


Fig. 6