



US00D612600S

(12) **United States Design Patent**
Roberts

(10) **Patent No.:** **US D612,600 S**
(45) **Date of Patent:** **** Mar. 30, 2010**

(54) **GOLF BAG COVER**

(76) Inventor: **Peter A. Roberts**, 10394 Rochester Ave.,
#8, Los Angeles, CA (US) 90024

(**) Term: **14 Years**

(21) Appl. No.: **29/292,873**

(22) Filed: **Oct. 30, 2007**

(51) **LOC (9) Cl.** **03-01**

(52) **U.S. Cl.** **D3/255**

(58) **Field of Classification Search** D11/118,
D11/131, 157, 158, 160; D21/398, 576,
D21/578, 584-588, 604, 605, 611-613, 627;
446/72, 97, 98, 268, 269, 275, 279, 368,
446/369, 456; D3/254, 255

See application file for complete search history.

(56) **References Cited**

U.S. PATENT DOCUMENTS

61,179	A	*	1/1867	Valin	185/31
D300,156	S	*	3/1989	Gladden et al.	D21/604
D437,155	S	*	2/2001	Steele et al.	D6/518
D437,898	S	*	2/2001	Phillipson	D21/611
D447,720	S	*	9/2001	Beller	D11/157
D453,541	S	*	2/2002	Steele et al.	D21/611

D474,817	S	*	5/2003	Rogers et al.	D21/604
D519,580	S	*	4/2006	Neff	D21/604
D559,339	S	*	1/2008	Shaffer	D21/612

* cited by examiner

Primary Examiner—Raphael Barkai
Assistant Examiner—Randall H Gholson
(74) *Attorney, Agent, or Firm*—Morland C. Fischer

(57) **CLAIM**

The ornamental design for a golf bag cover, as shown and described.

DESCRIPTION

FIG. 1 is a perspective view showing the front and right side of a golf bag cover which forms my new design;

FIG. 2 is a left side elevational view, the broken lines in this and other figures showing portions of a golf bag being for illustrative purposes only and forming no part of my design;


FIG. 3 is a right side elevational view thereof;

FIG. 4 is a front elevational view thereof;

FIG. 5 is a rear elevational view thereof; and,

FIG. 6 is a top plan view thereof.

1 Claim, 4 Drawing Sheets






FIG. 1

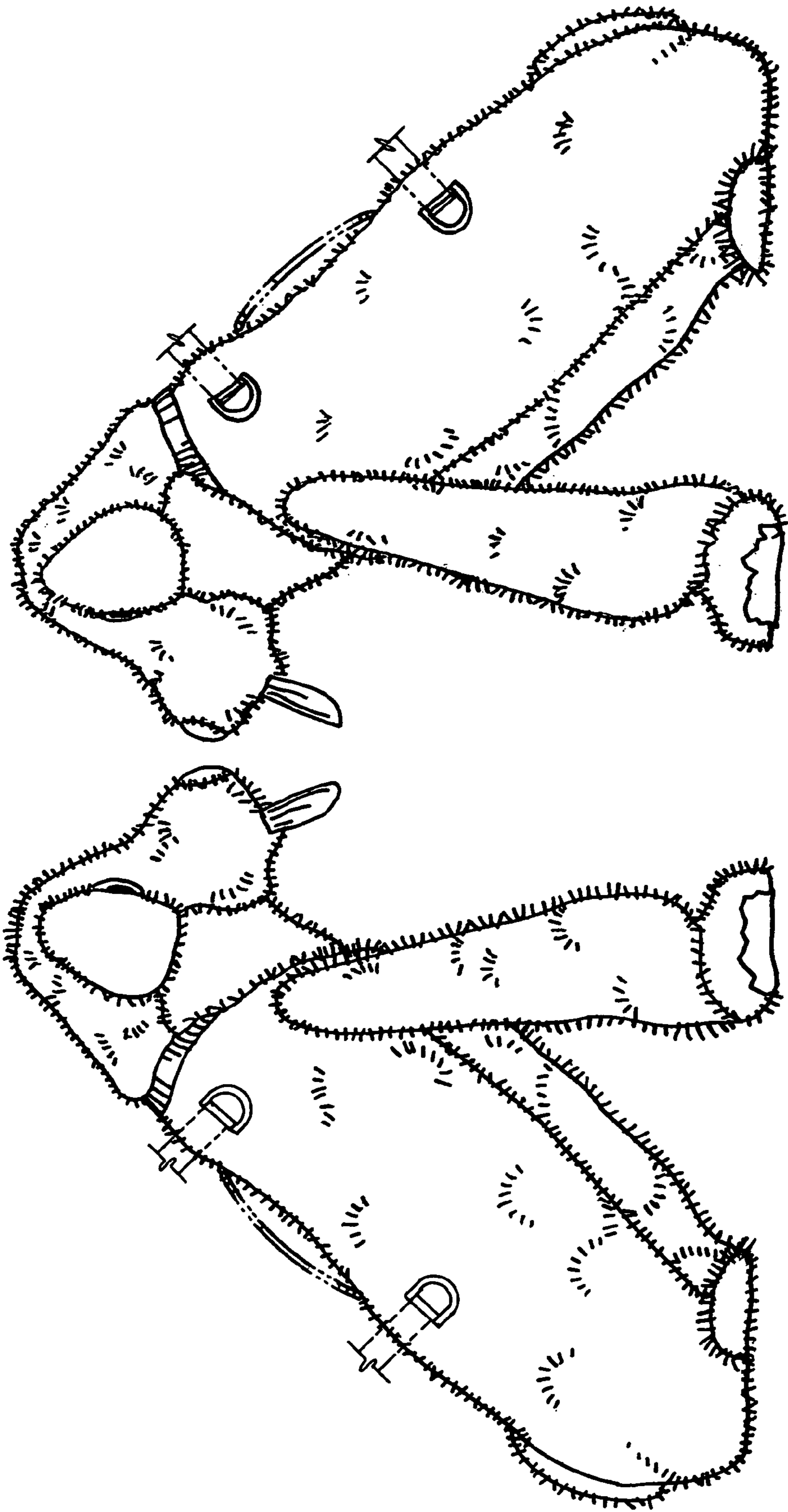


FIG. 3

FIG. 2

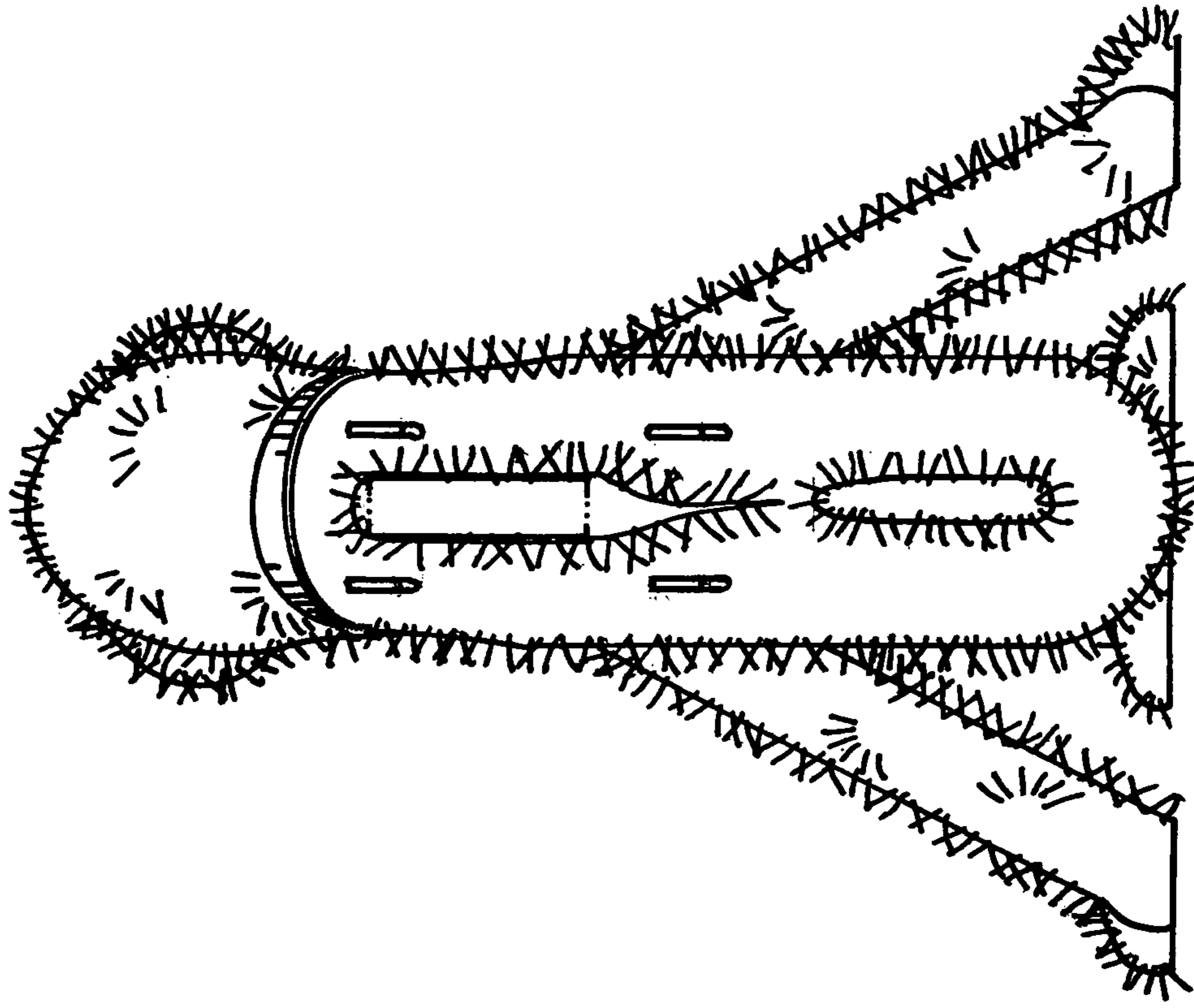


FIG. 5

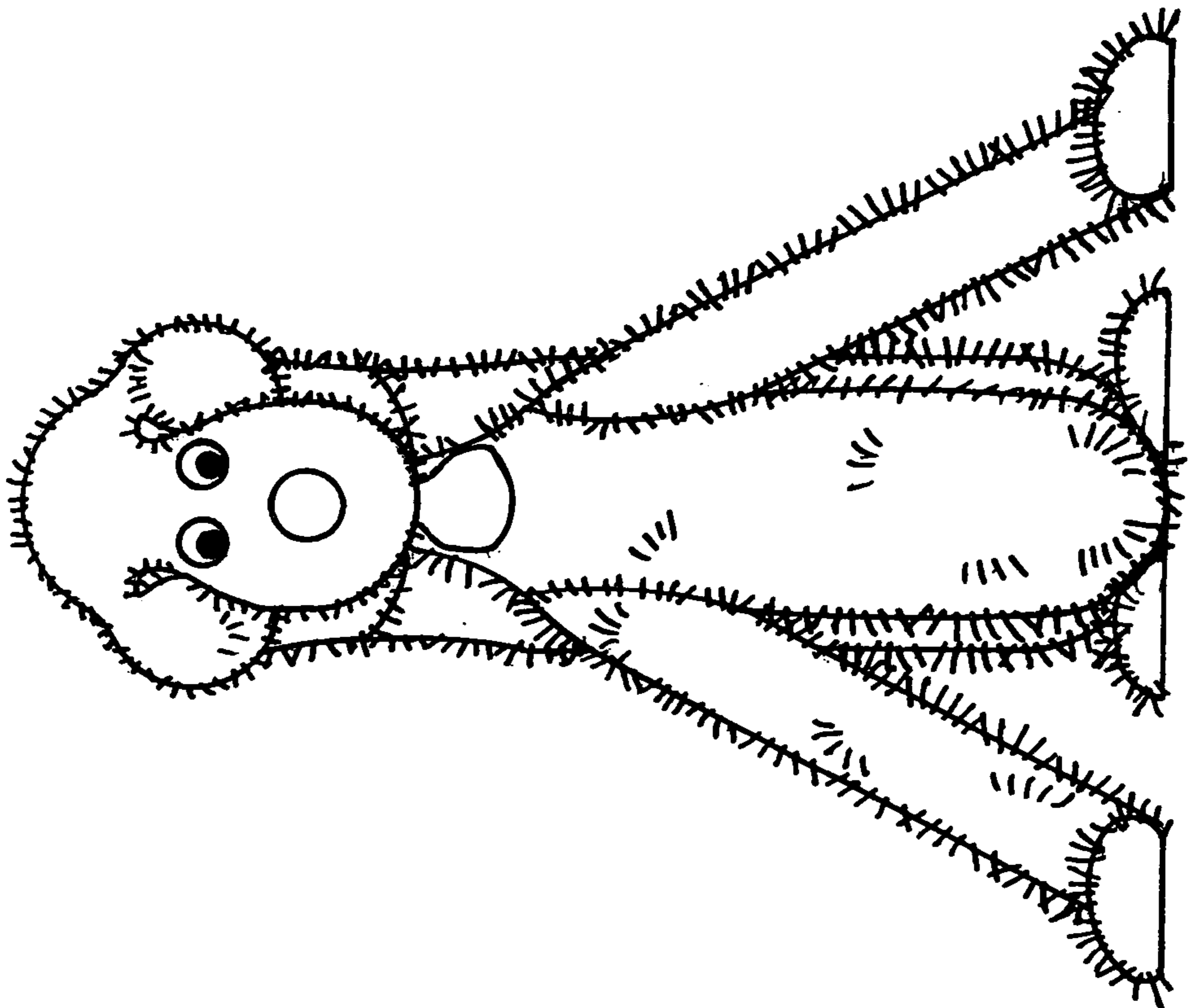


FIG. 4




FIG. 6