



US00D612593S

(12) **United States Design Patent**
Cheslock

(10) **Patent No.:** **US D612,593 S**

(45) **Date of Patent:** **** *Mar. 30, 2010**

(54) **PORTION OF A SANDAL**

D508,159 S * 8/2005 Clark D2/925
D512,207 S 12/2005 Choi

(75) Inventor: **Rebecca Cheslock**, Minnetonka, MN
(US)

(73) Assignee: **Totle, Inc.**, New Hope, MN (US)

(Continued)

(**) Term: **14 Years**

OTHER PUBLICATIONS

(21) Appl. No.: **29/303,970**

Jour & Nuit, "Jour & Nuit interchangeable shoes: The Only Shoe you will ever need," www.journuit.com, Retrieved on Jun. 24, 2008. 4 pages.

(22) Filed: **Feb. 21, 2008**

(Continued)

Related U.S. Application Data

(63) Continuation-in-part of application No. 29/298,856, filed on Dec. 13, 2007.

Primary Examiner—Stella M Reid

Assistant Examiner—Rashida C McCoy

(74) *Attorney, Agent, or Firm*—Dorsey & Whitney LLP

(51) **LOC (9) Cl.** **02-99**

(52) **U.S. Cl.** **D2/971**

(58) **Field of Classification Search** D2/916,
D2/917, 918, 926, 929–931, 942, 969, 971;
D11/87; 36/86, 100, 101, 87, 11.5

See application file for complete search history.

(57) **CLAIM**

The ornamental design for a portion of a sandal, as shown and described.

(56) **References Cited**

DESCRIPTION

U.S. PATENT DOCUMENTS

D108,620	S	*	3/1938	Ferragamo	D2/927
D129,920	S	*	10/1941	Gross	D2/926
D193,087	S		6/1962	Richards et al.		
D200,697	S		3/1965	Joiner		
3,698,107	A		10/1972	Fukuoka		
3,925,915	A	*	12/1975	Colli	36/11.5
D253,498	S		11/1979	Katz		
4,450,633	A	*	5/1984	Connelly	36/101
4,461,102	A	*	7/1984	DeVincentis	36/101
D280,254	S	*	8/1985	Carvajal Pavon	D2/918
D390,496	S	*	2/1998	Olsen et al.	D11/87
5,992,058	A	*	11/1999	Jneid	36/100
D419,283	S		1/2000	Coito		
D421,406	S	*	3/2000	Door	D11/87
D452,771	S	*	1/2002	Jacobs	D2/930
D461,626	S	*	8/2002	Hisamatsu	D2/926
6,651,359	B1	*	11/2003	Bricker	36/101
D489,519	S	*	5/2004	Hisamatsu	D2/950
D501,711	S		2/2005	Choi		

FIG. 1 is a perspective view of a portion of a sandal, showing my new design;

FIG. 2 is a right side elevation view thereof;

FIG. 3 is a left side elevation view thereof;

FIG. 4 is a front view thereof;

FIG. 5 is a rear view thereof;

FIG. 6 is a top plan view thereof;

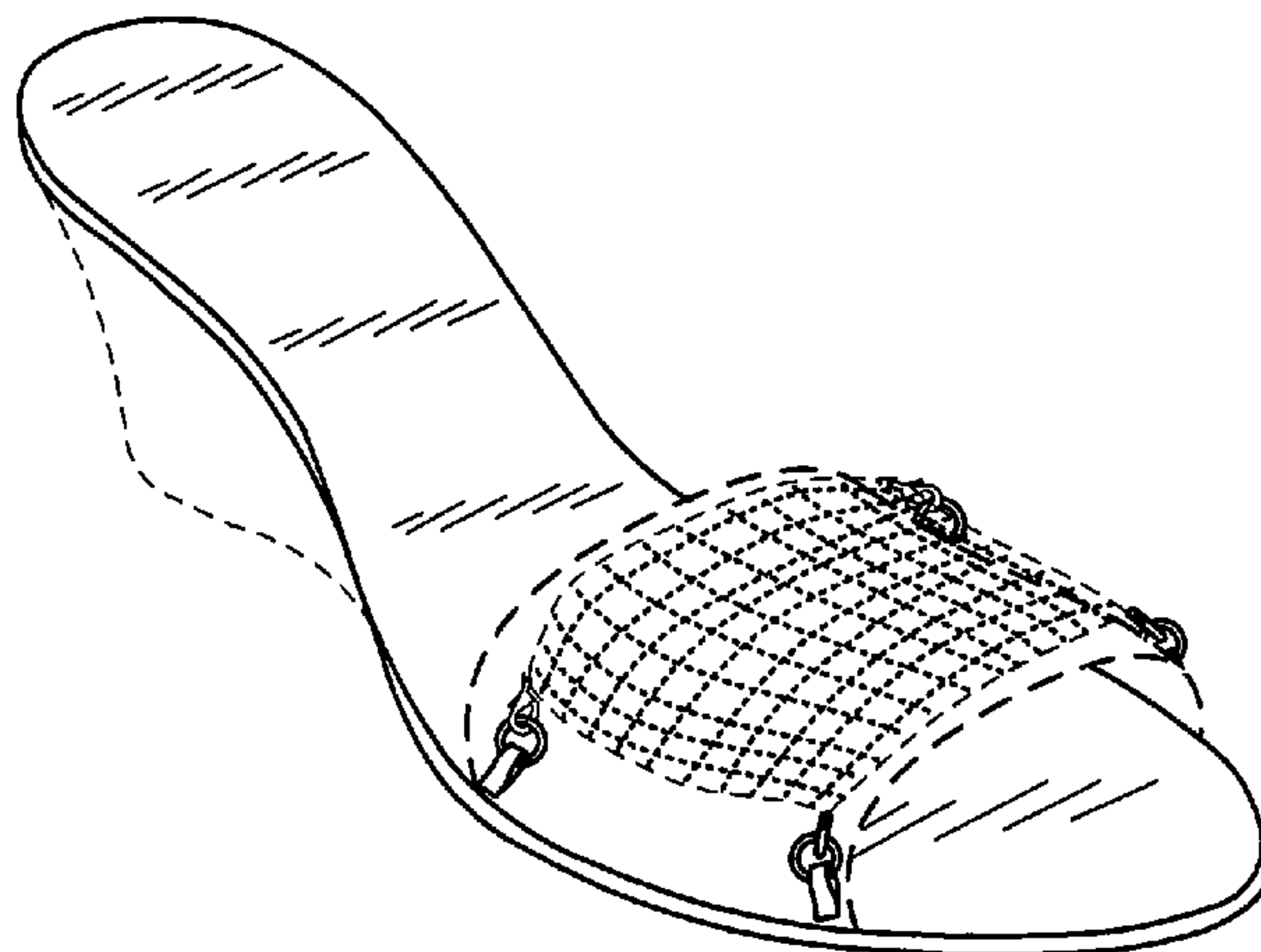
FIG. 7 is a bottom plan view thereof;

FIG. 8 is a right side elevation view of another embodiment of a portion of a sandal, shown in FIG. 1; and,

FIG. 9 is a close up view of the fastener shown in FIGS. 1–8.

The broken line showing of the heel, interchangeable top, and sandal top is included for the purpose of illustrating environmental structure and forms no part of the claimed design.

1 Claim, 9 Drawing Sheets



US D612,593 S

Page 2

U.S. PATENT DOCUMENTS

D513,846 S 1/2006 Choi
D515,789 S * 2/2006 Choi D2/927
D515,798 S 2/2006 Choi
D518,627 S * 4/2006 Weitzman D2/925
D530,897 S 10/2006 Choi

D531,785 S * 11/2006 Choi D2/926

OTHER PUBLICATIONS

Jour & Nuit, "Jour & Nuit interchangeable shoes: The Only Shoe you will ever need," www.journuit.com, Retrieved on Jun. 24, 2008. 8 pages.

* cited by examiner

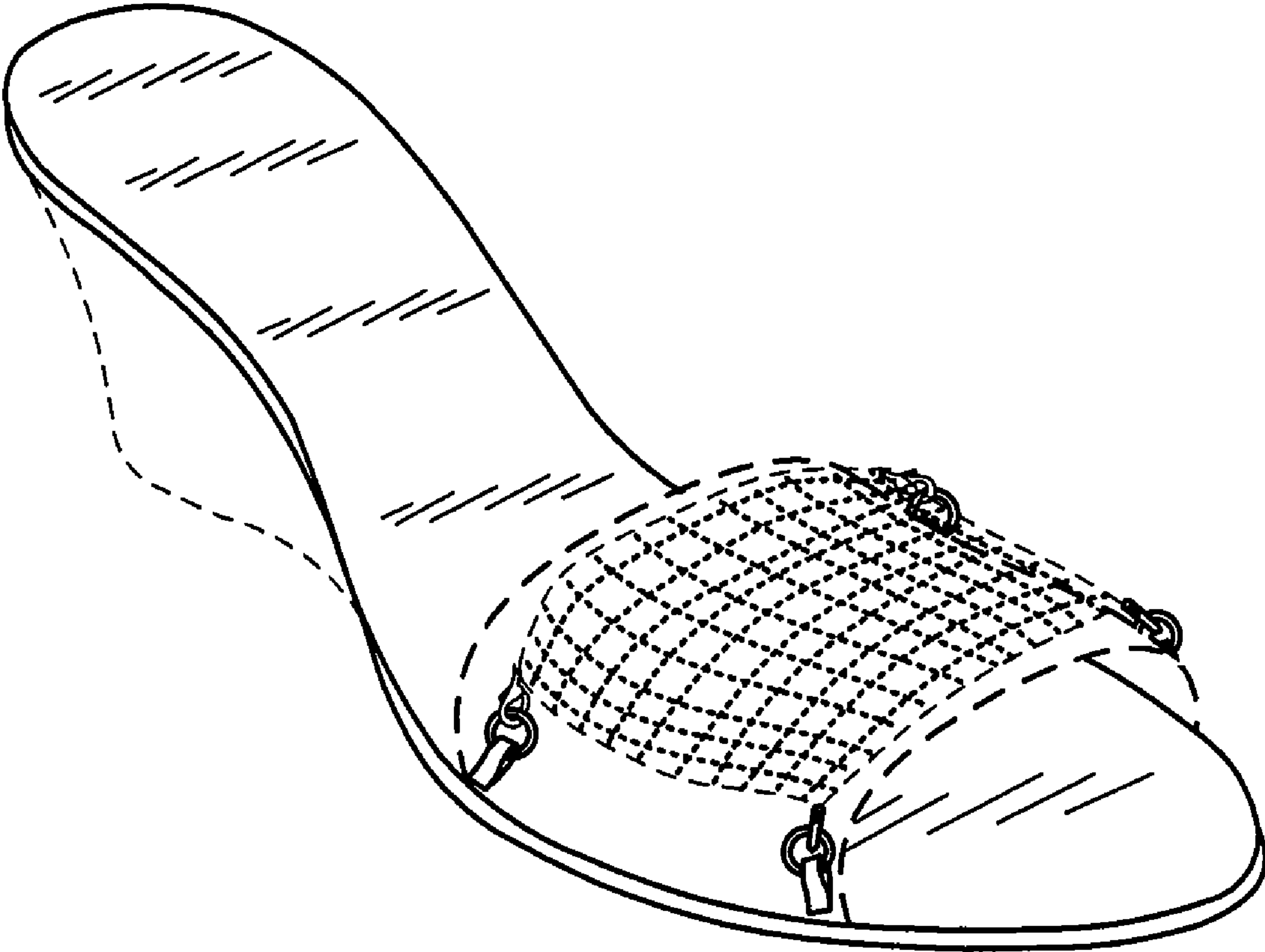


FIG. 1

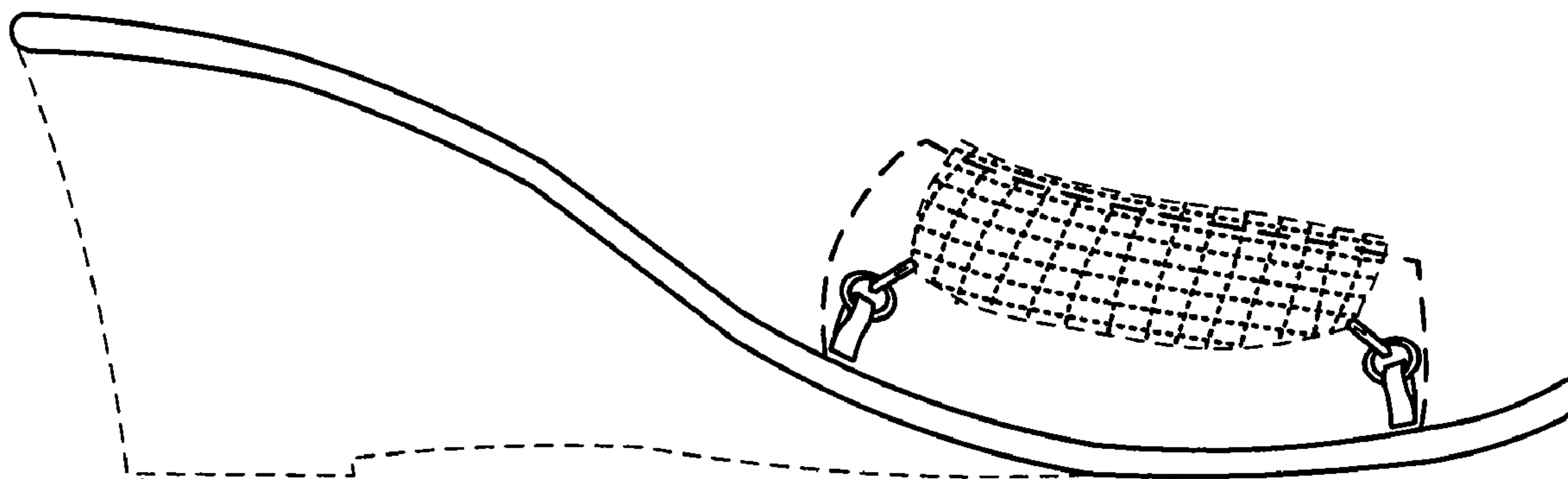


FIG. 2

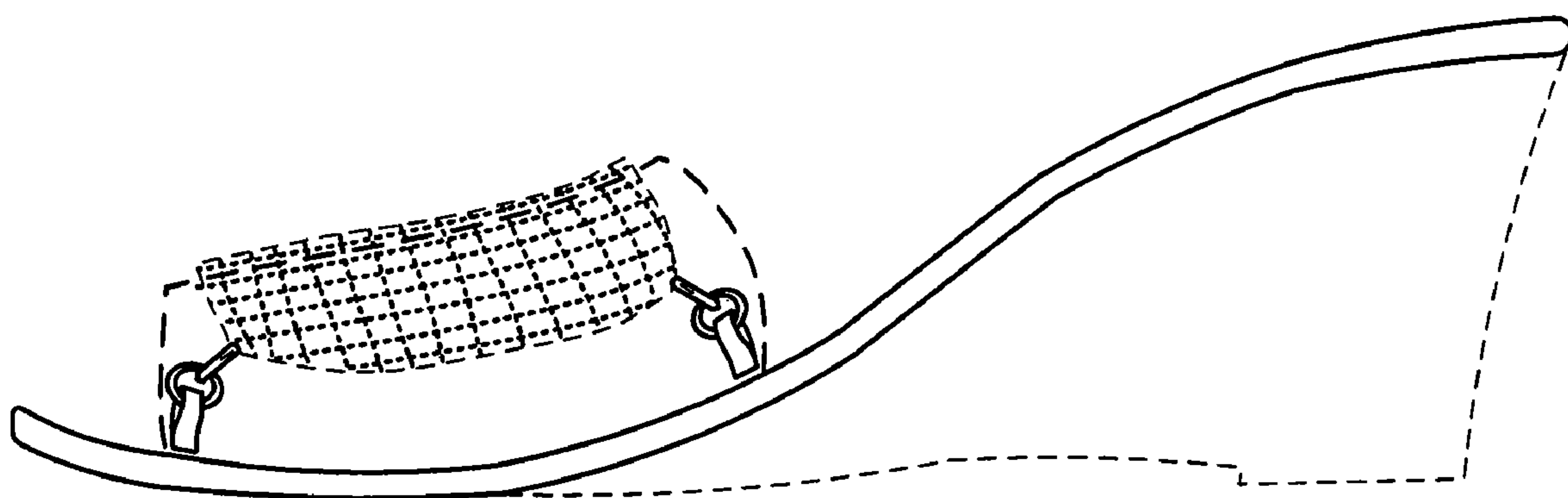


FIG. 3

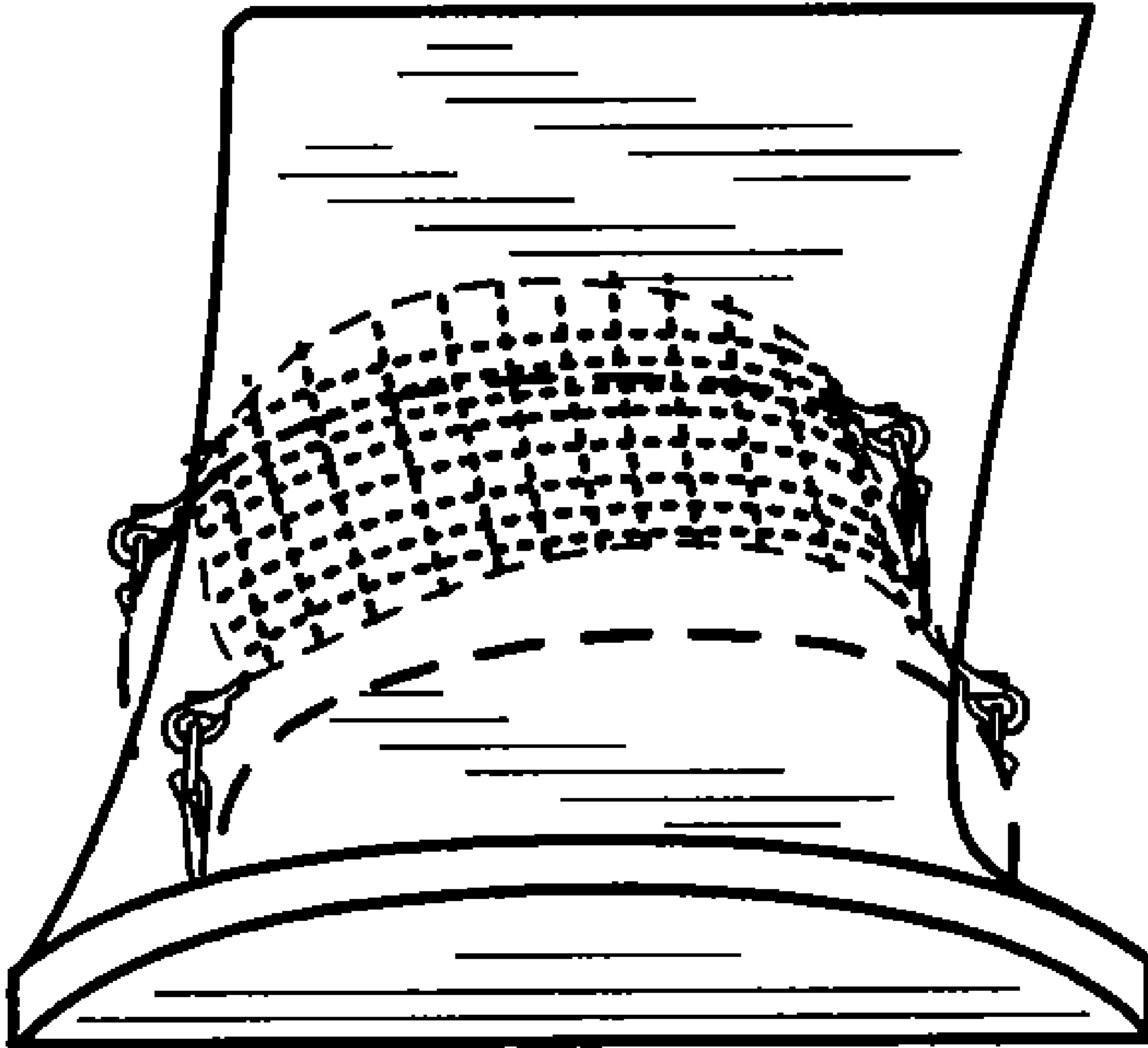


FIG. 4

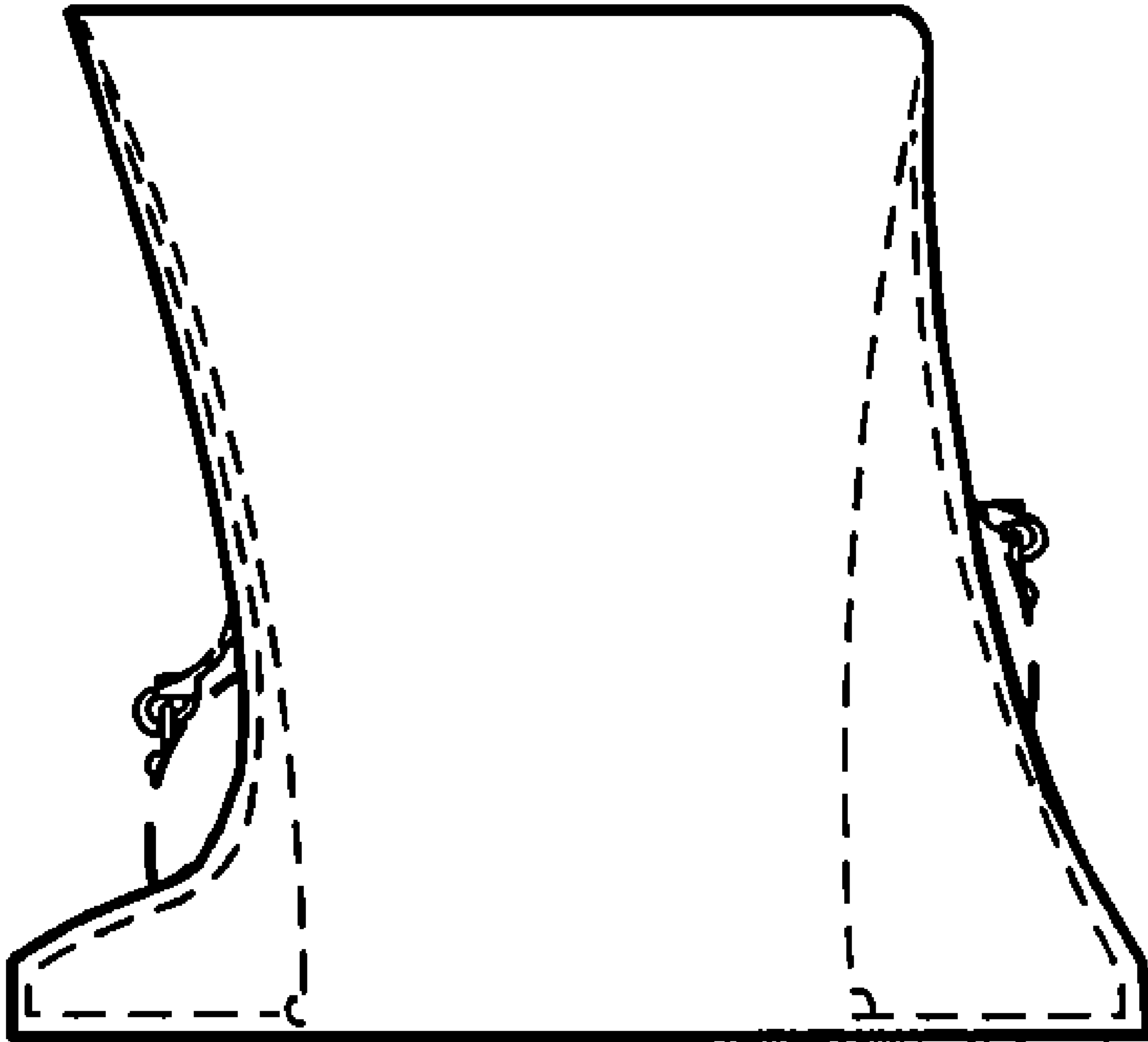


FIG. 5

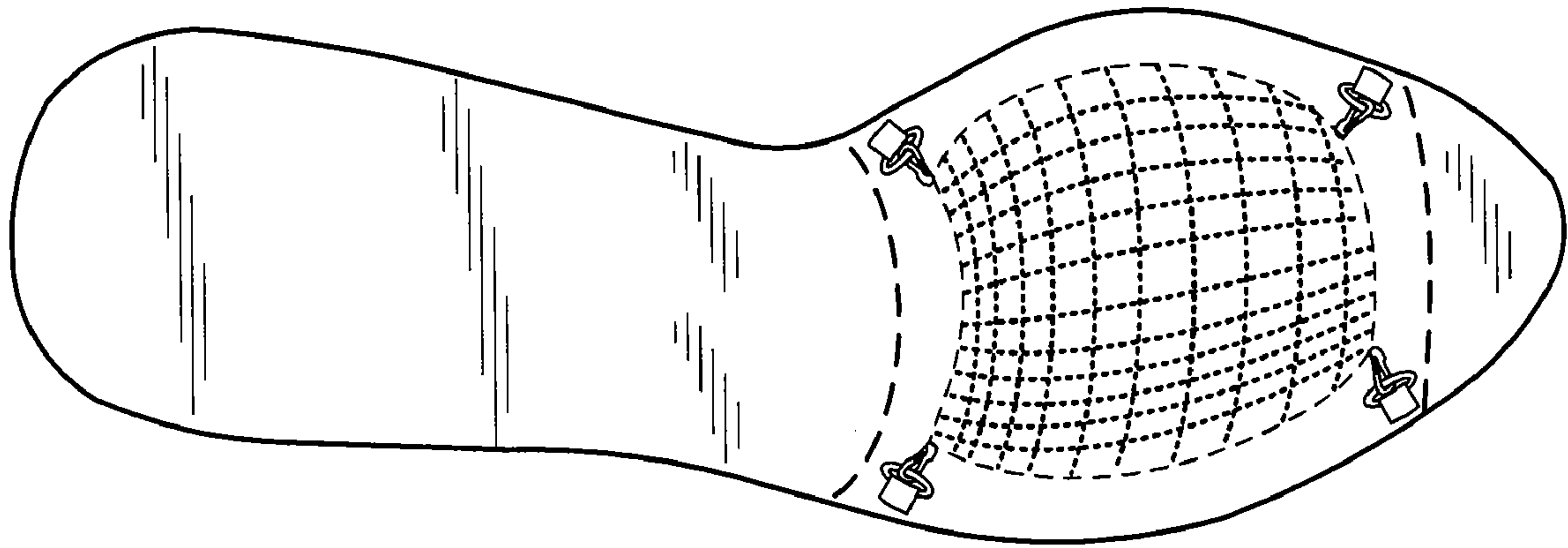


FIG. 6

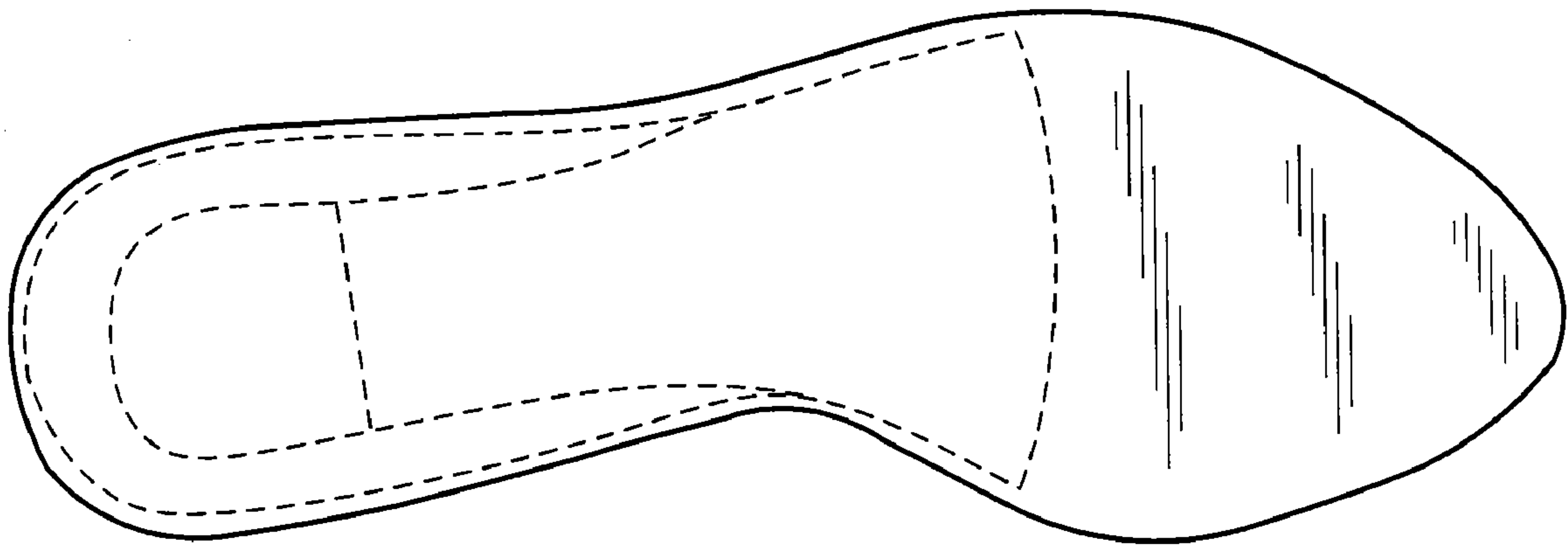


FIG. 7

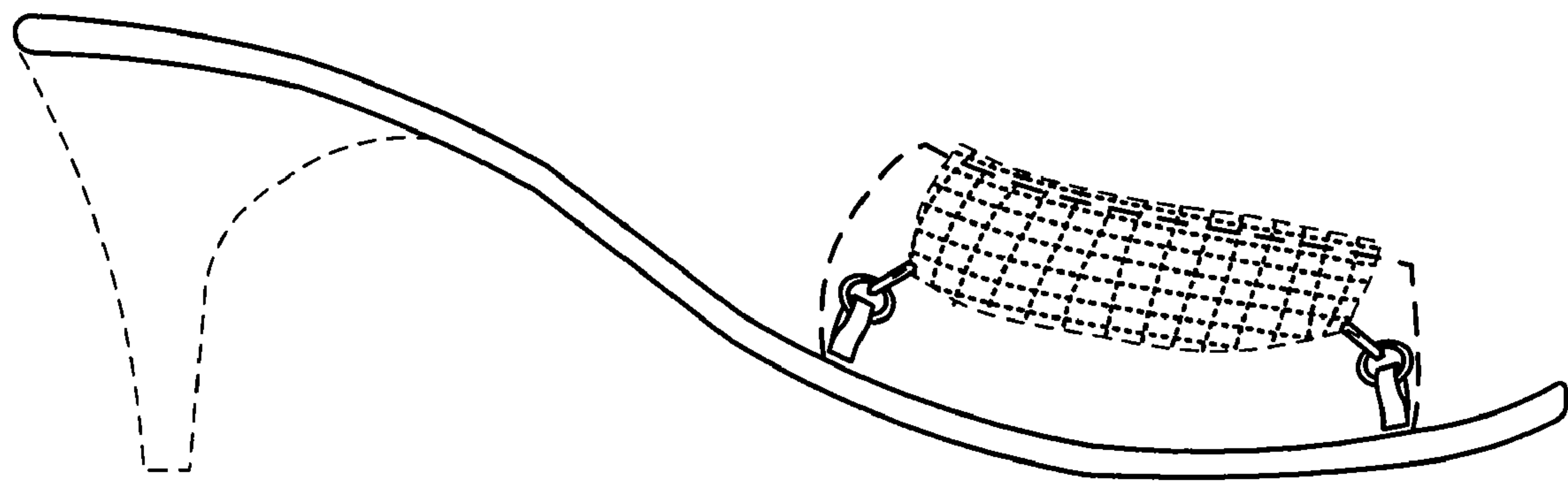


FIG. 8

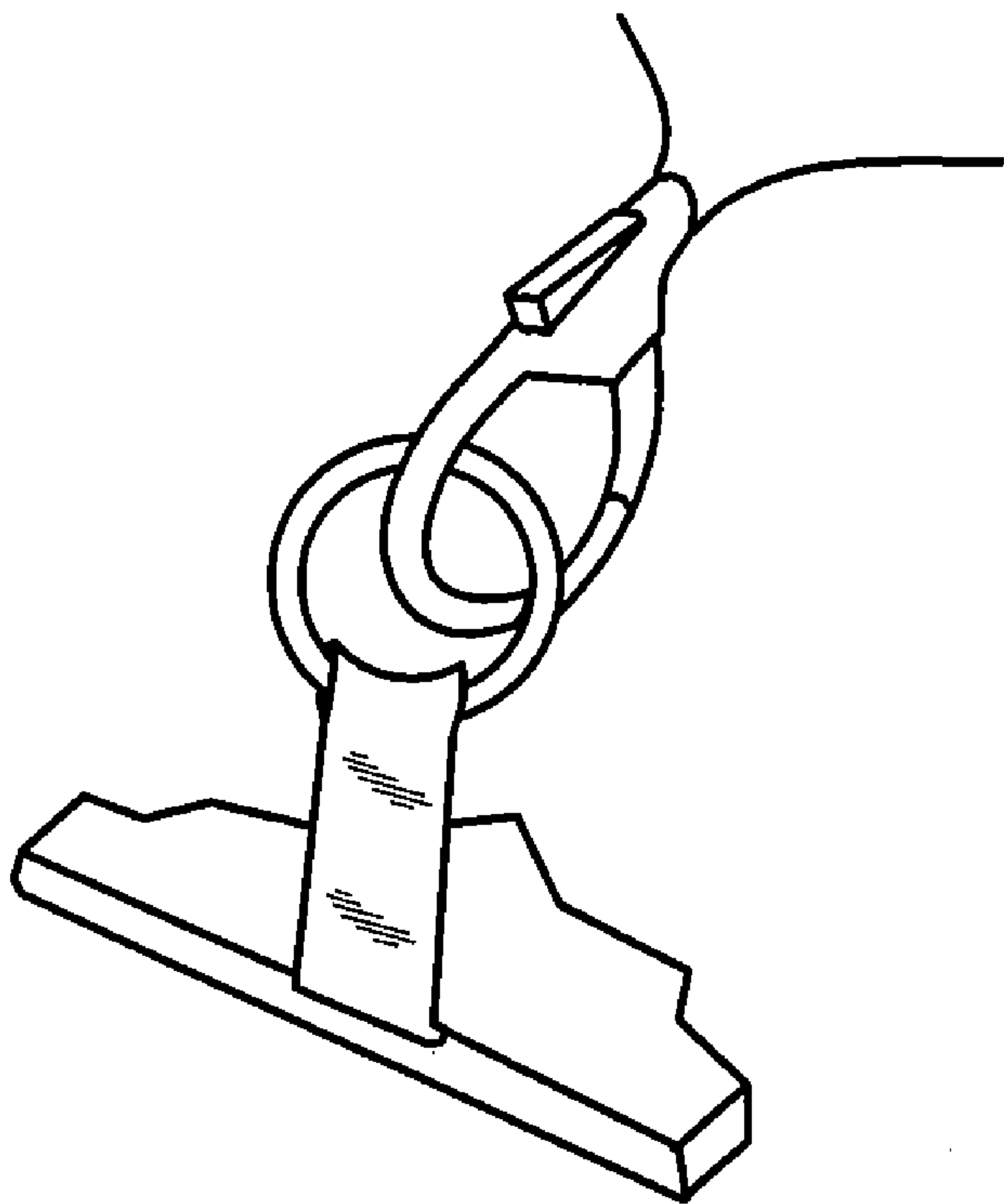


FIG. 9