



US00D612583S

(12) **United States Design Patent**  
**Marois et al.**

(10) **Patent No.:** **US D612,583 S**  
(45) **Date of Patent:** **\*\* Mar. 30, 2010**

(54) **JERSEY POCKET**

6,839,907 B2 \* 1/2005 Katz ..... 2/48

(75) Inventors: **Caroline Marois**, Lafayette, CO (US);  
**Sue McKinney**, Broomfield, CO (US)

(73) Assignee: **Dashamerica, Inc.**, Louisville, CO (US)

(\*\*) Term: **14 Years**

(21) Appl. No.: **29/330,601**

(22) Filed: **Jan. 9, 2009**

(51) **LOC (9) Cl.** ..... **02-02**

(52) **U.S. Cl.** ..... **D2/857**

(58) **Field of Classification Search** ..... D2/716,  
D2/717, 728, 742, 840, 844, 853, 857, 863,  
D2/864, 750, 751, 828, 831, 839; 2/48, 49.2,  
2/69, 84, 90, 93, 108, 115, 227, 228, 247-254,  
2/275

See application file for complete search history.

(56) **References Cited**

**U.S. PATENT DOCUMENTS**

2,607,040	A *	8/1952	Zaleski	.....	2/51
2,846,685	A *	8/1958	Ehrich	.....	2/51
3,501,616	A *	3/1970	Arron	.....	219/211
4,079,871	A *	3/1978	Sica	.....	224/677
D288,020	S *	2/1987	Miller	.....	D2/864
D315,797	S *	3/1991	Cagle	.....	D25/68
D323,238	S *	1/1992	Lee	.....	D2/864
D364,726	S *	12/1995	Kosc	.....	D2/864
D391,038	S *	2/1998	Thompson	.....	D2/829
5,870,777	A *	2/1999	Hans	.....	2/238
D461,945	S *	8/2002	Byrd	.....	D2/864
D474,892	S *	5/2003	Vazquez	.....	D3/318

**OTHER PUBLICATIONS**

U.S. Appl. No. 12/355,638, filed Jan. 16, 2009.

U.S. Appl. No. 29/330,602, filed Jan. 9, 2009.

\* cited by examiner

*Primary Examiner*—Ian Simmons

*Assistant Examiner*—R. Johnson

(74) *Attorney, Agent, or Firm*—Faegre & Benson, LLP

(57) **CLAIM**

The ornamental design for jersey pocket, as shown and described.

**DESCRIPTION**

FIG. 1 is a front and top perspective view;

FIG. 2 is a front view;

FIG. 3 is a front and top left side perspective view;

FIG. 4 is a front and top right side perspective view.

FIG. 5 is a right side view;

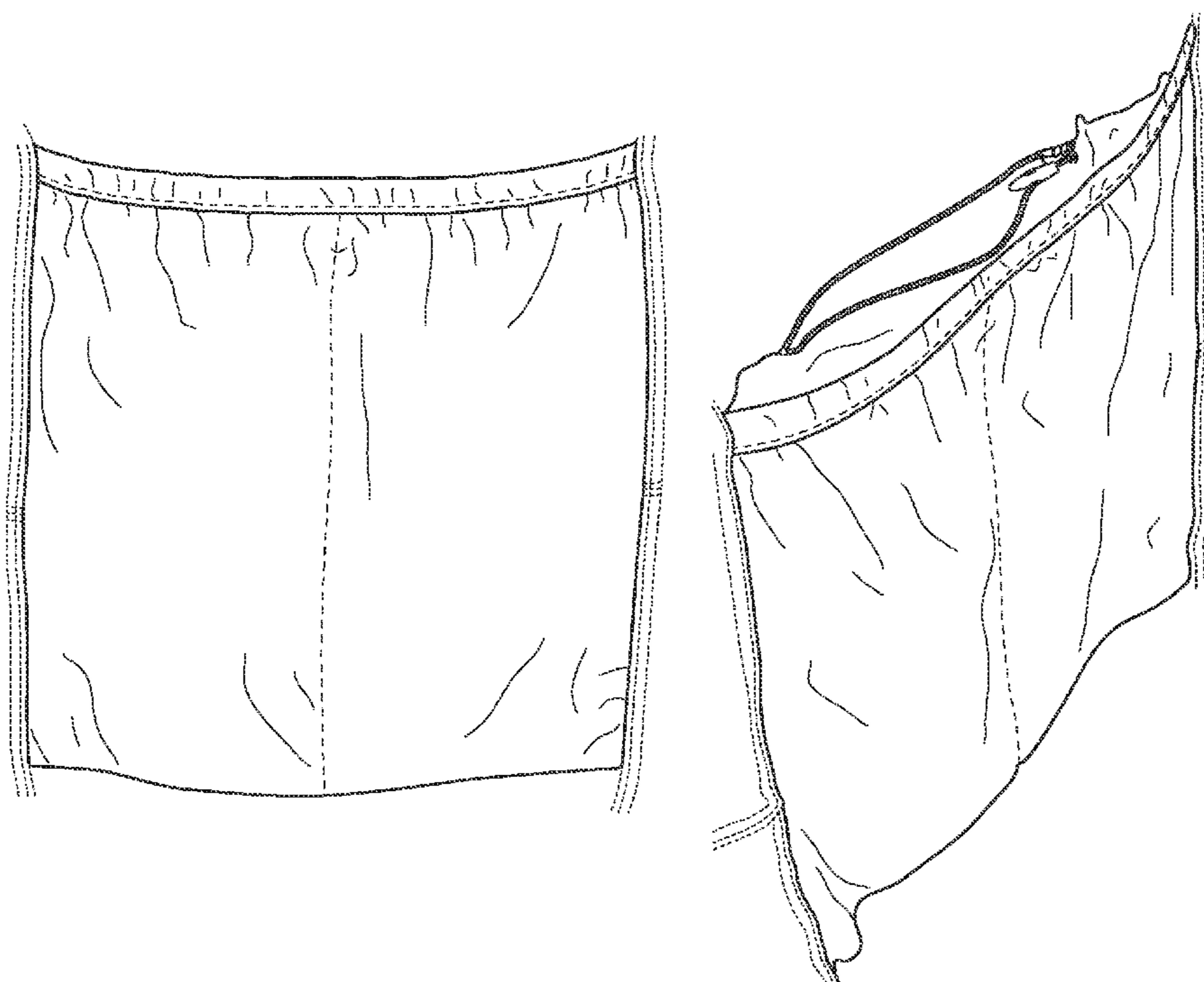
FIG. 6 is a left side view; and,

FIG. 7 is a front and top perspective view showing the zipper pocket in a closed configuration.

The portions of the inside of the pocket not visible in the accompanying drawings form no part of the claimed design.

The broken lines on the surface of the pocket, in FIGS. 1-7, represent stitching. The remaining broken lines, shown throughout the views illustrate environmental structure and form no part of the claimed design.

**1 Claim, 5 Drawing Sheets**



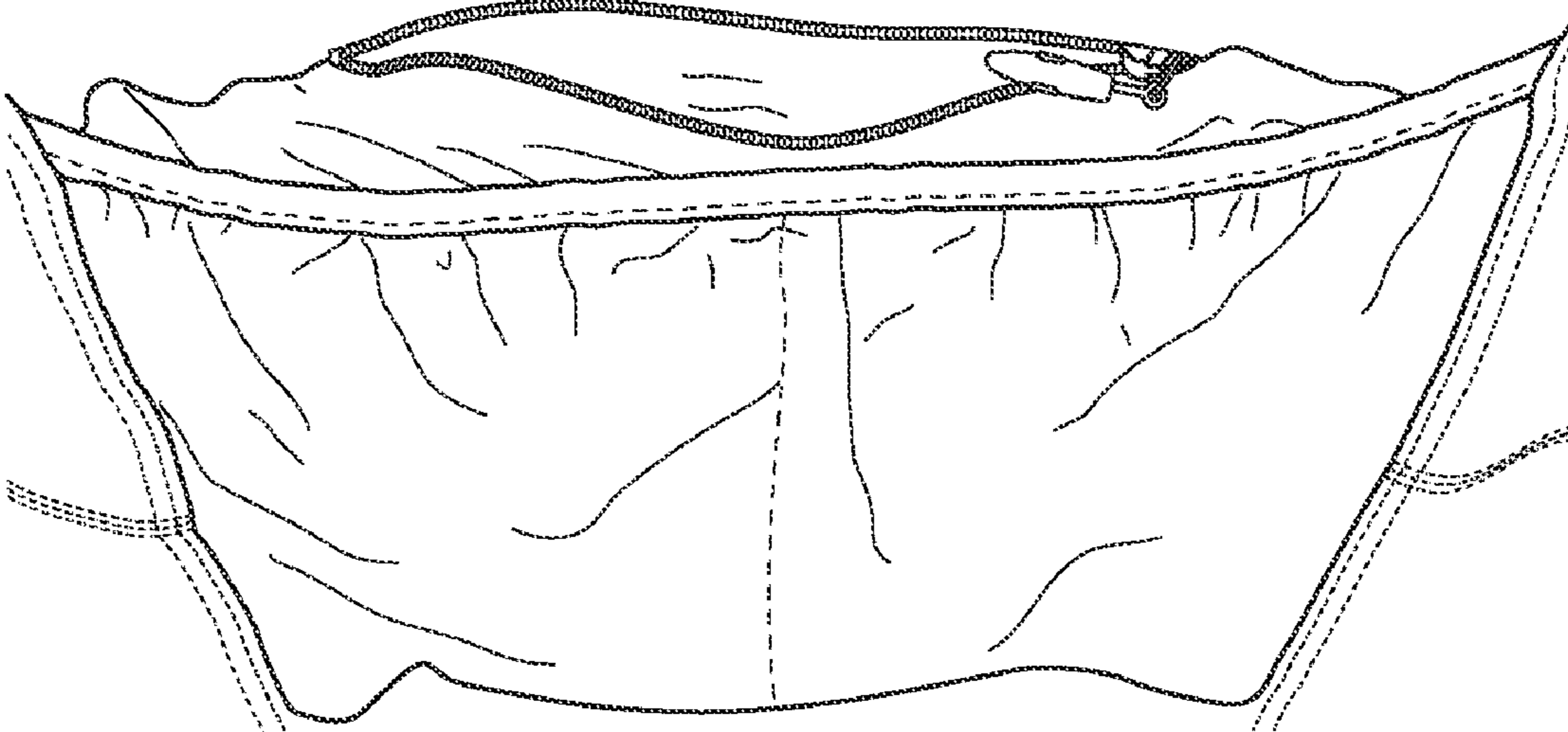


FIG. 1

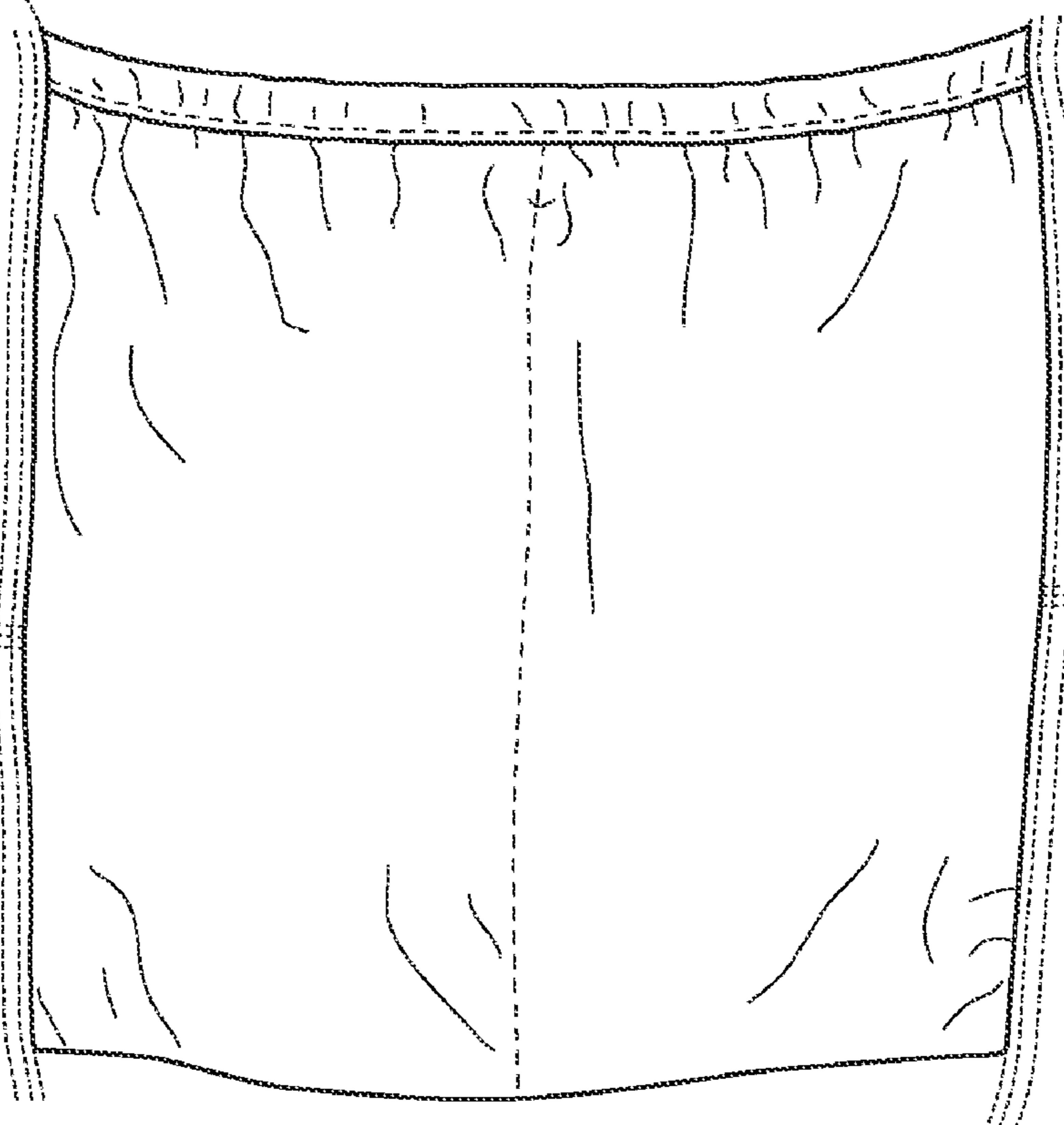


FIG. 2

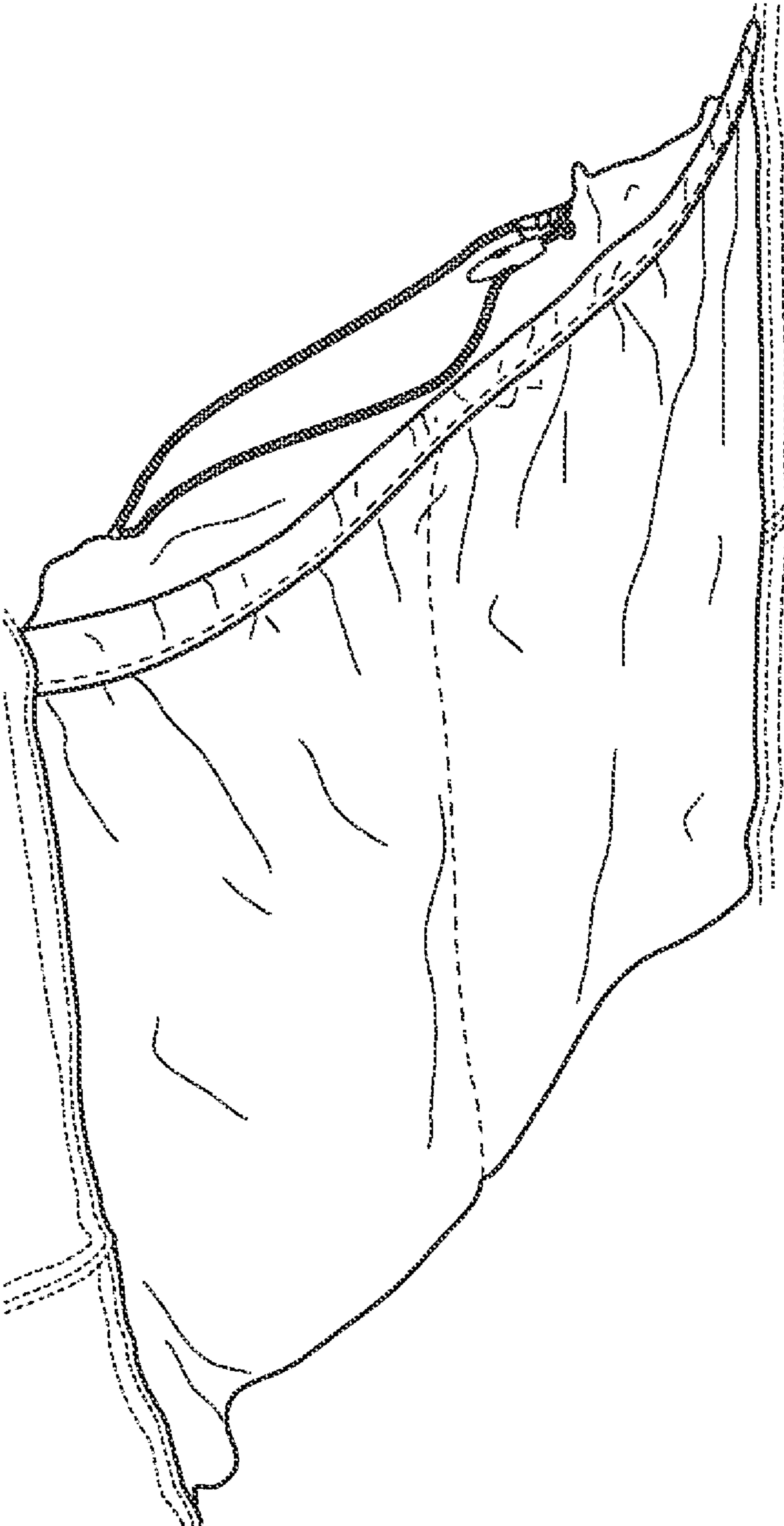


FIG. 3

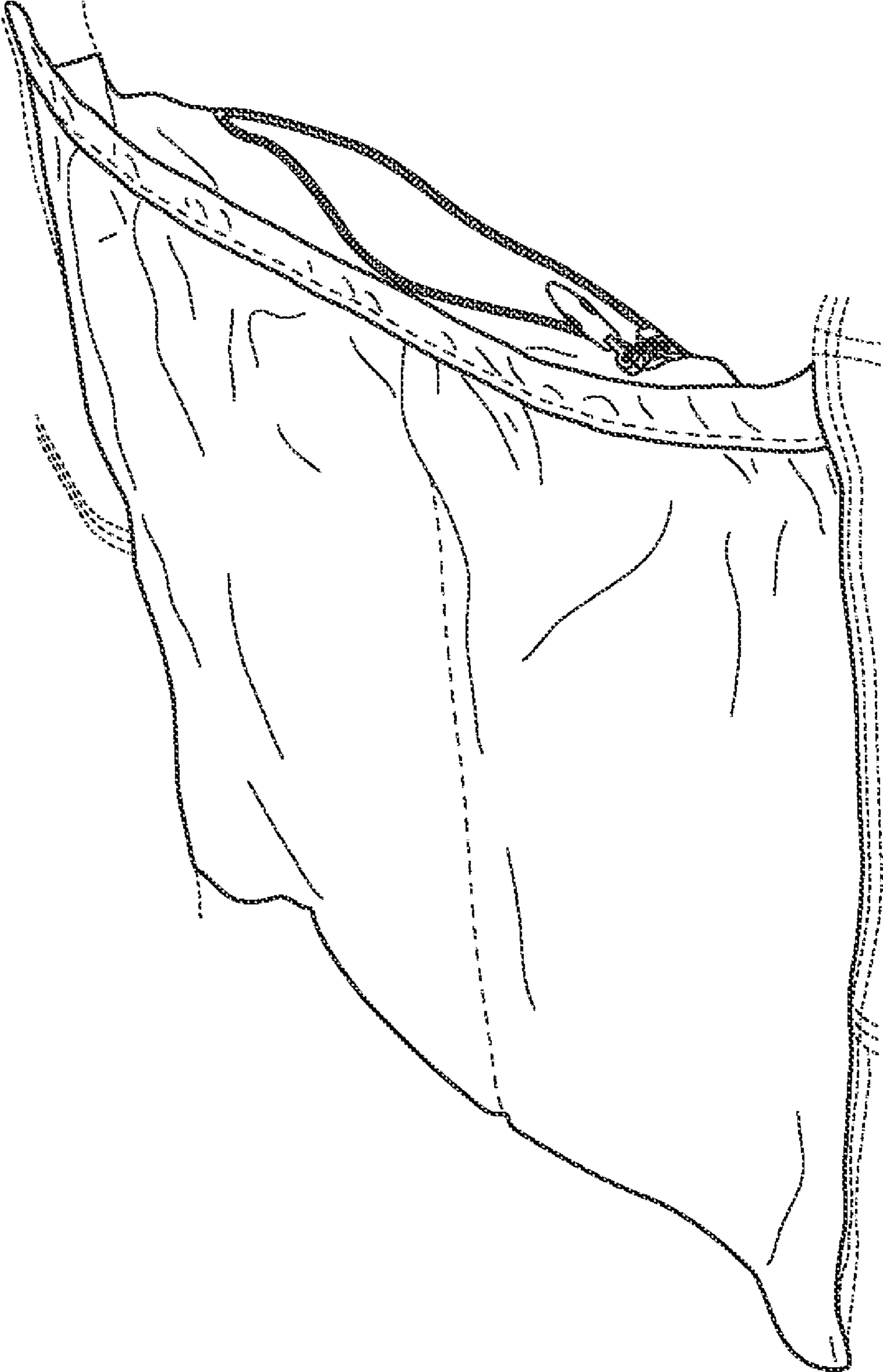


FIG.4





FIG. 5

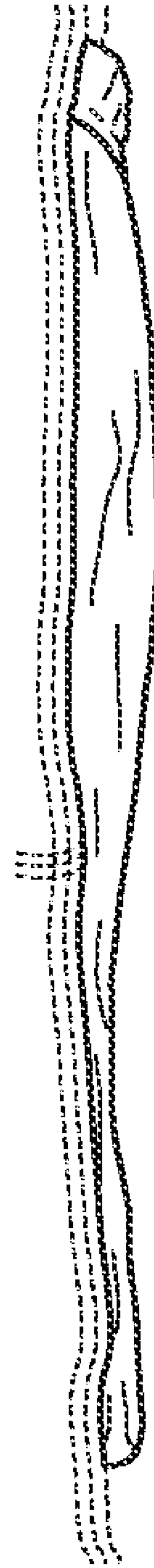


FIG. 6

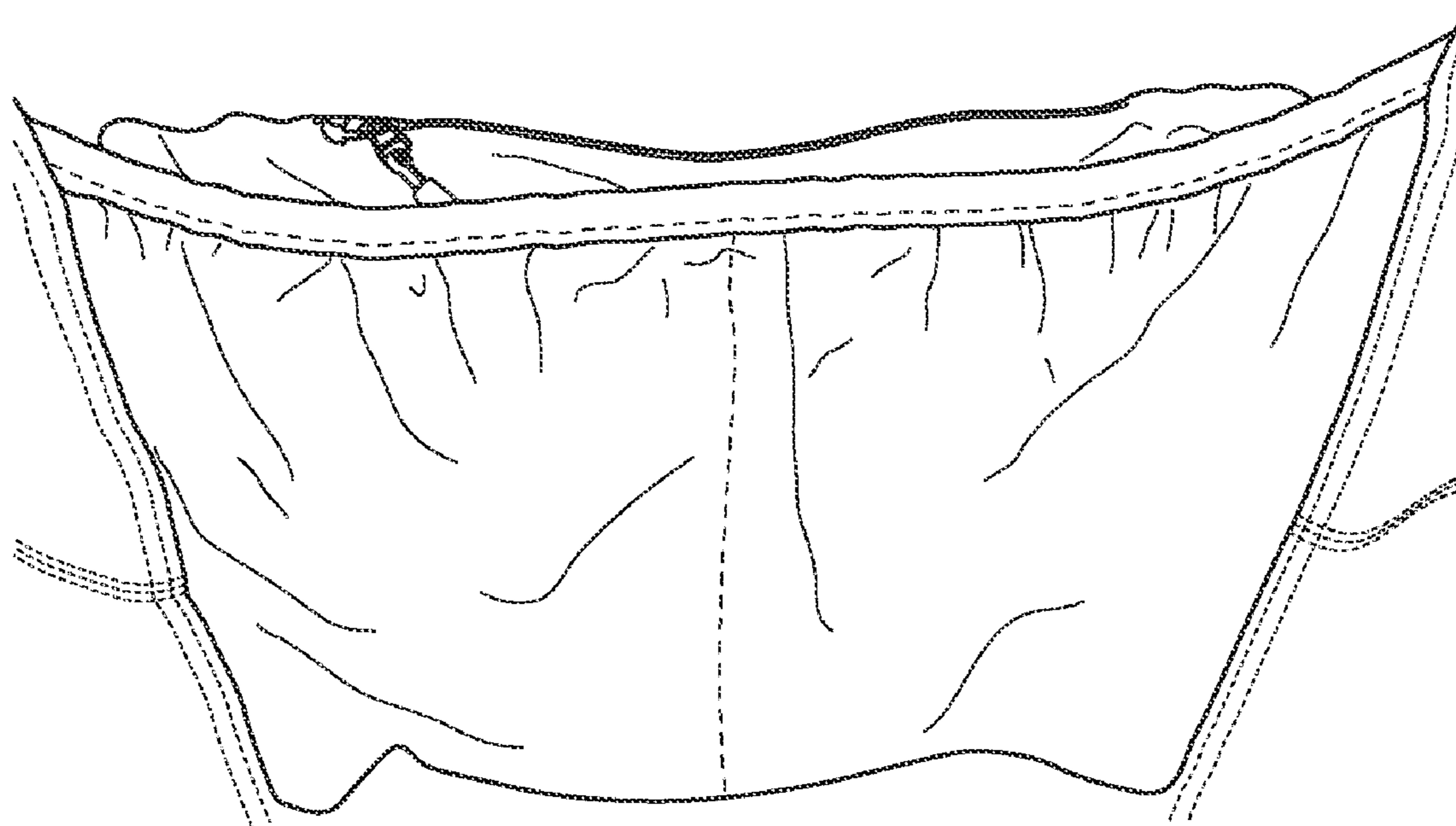


FIG.7