



US00D612581S

(12) **United States Design Patent**
Ramirez

(10) **Patent No.:** **US D612,581 S**
(45) **Date of Patent:** **** Mar. 30, 2010**

(54) **HANDICAPPED PANTS**

(76) Inventor: **Ricardo Ramirez**, 930 Grove St.,
Westminster, CO (US) 80031

(**) Term: **14 Years**

(21) Appl. No.: **29/336,179**

(22) Filed: **Apr. 29, 2009**

3,209,370 A *	10/1965	Miller	2/232
3,298,204 A *	1/1967	Hoffecker	66/177
4,357,714 A *	11/1982	Ito	2/97
4,466,137 A *	8/1984	Carnaghi	2/237
4,737,995 A *	4/1988	Wiley	2/114
5,033,125 A *	7/1991	de la Villefromoy et al.	2/237
5,586,339 A *	12/1996	Lathan	2/46
D461,943 S *	8/2002	Lyden	D2/742
D476,137 S *	6/2003	McFarlane	D2/728
D481,194 S *	10/2003	Berube	D2/737
D566,378 S *	4/2008	St-Germain	D2/742

Related U.S. Application Data

(62) Division of application No. 29/328,960, filed on Dec. 4, 2008, now Pat. No. Des. 591,482, which is a division of application No. 29/297,902, filed on Nov. 21, 2007, now Pat. No. Des. 584,030.

(51) **LOC (9) Cl.** **02-02**

(52) **U.S. Cl.** **D2/742**

(58) **Field of Classification Search** D2/731,
D2/738, 742; 2/79, 227, 228, 236-238
See application file for complete search history.

(56) **References Cited**

U.S. PATENT DOCUMENTS

553,739 A *	1/1896	Royce	2/228
779,738 A *	1/1905	Rochmill	2/236
1,699,401 A *	1/1929	Maril et al.	2/235
1,740,554 A *	12/1929	Trageser	2/404
1,825,271 A *	9/1931	Karberg	2/237
2,264,958 A *	12/1941	Smith	2/227
2,280,017 A *	4/1942	Max et al.	2/227
2,281,872 A *	5/1942	Donnelly	2/237
2,371,584 A *	3/1945	Marrow et al.	2/83
2,434,714 A *	1/1948	Newcombe	2/237

FOREIGN PATENT DOCUMENTS

FR 000872197-0017 * 3/2008

* cited by examiner

Primary Examiner—Ian Simmons

Assistant Examiner—R. Johnson

(74) *Attorney, Agent, or Firm*—Margaret Polson; Oppedahl Patent Law Firm LLC

(57) **CLAIM**

The ornamental design for handicapped pants, as shown and described.

DESCRIPTION

FIG. 1 is a top plan view of handicapped pants showing my new design, the broken lines indicate stitching.

FIG. 2 is a front side elevation view of FIG. 1; and,

FIG. 3 is a top plan view of FIG. 1.

The broken lines, shown throughout the views, represent stitching.

1 Claim, 3 Drawing Sheets



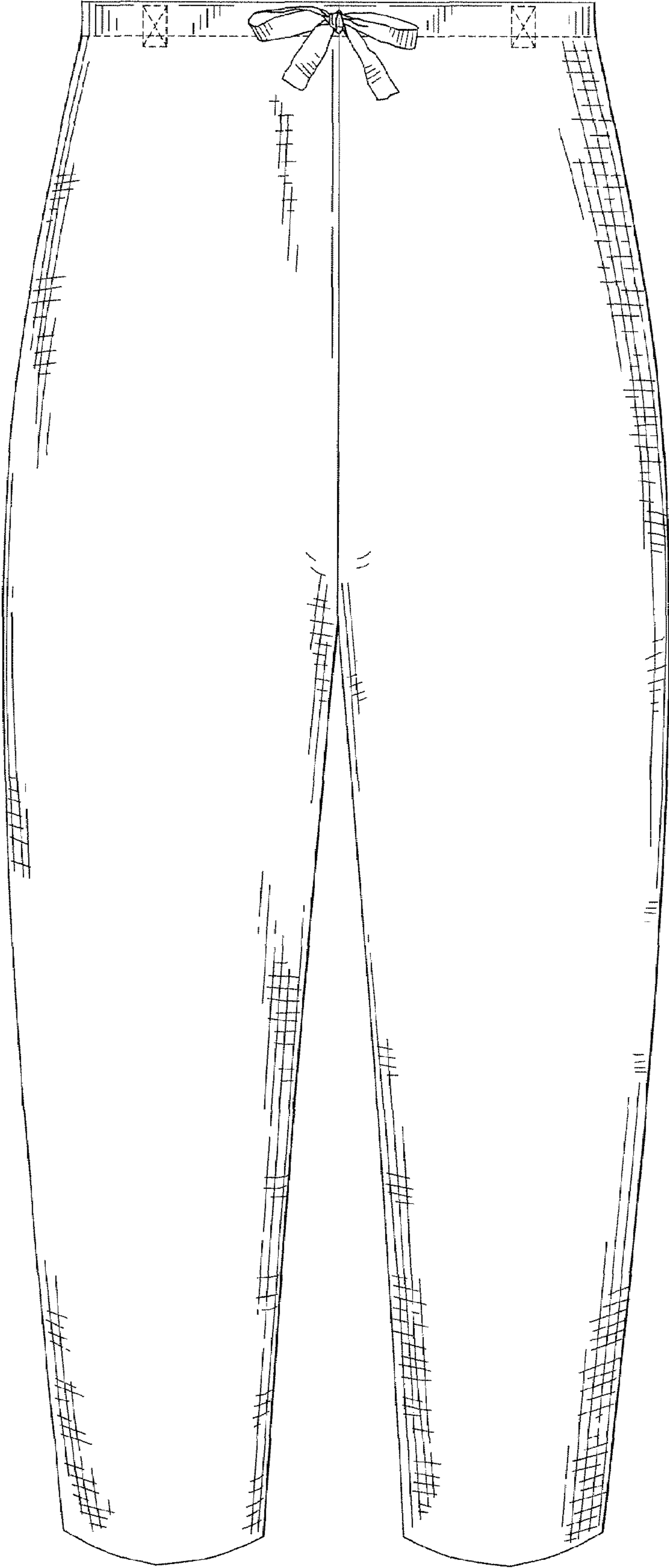


FIG. 1

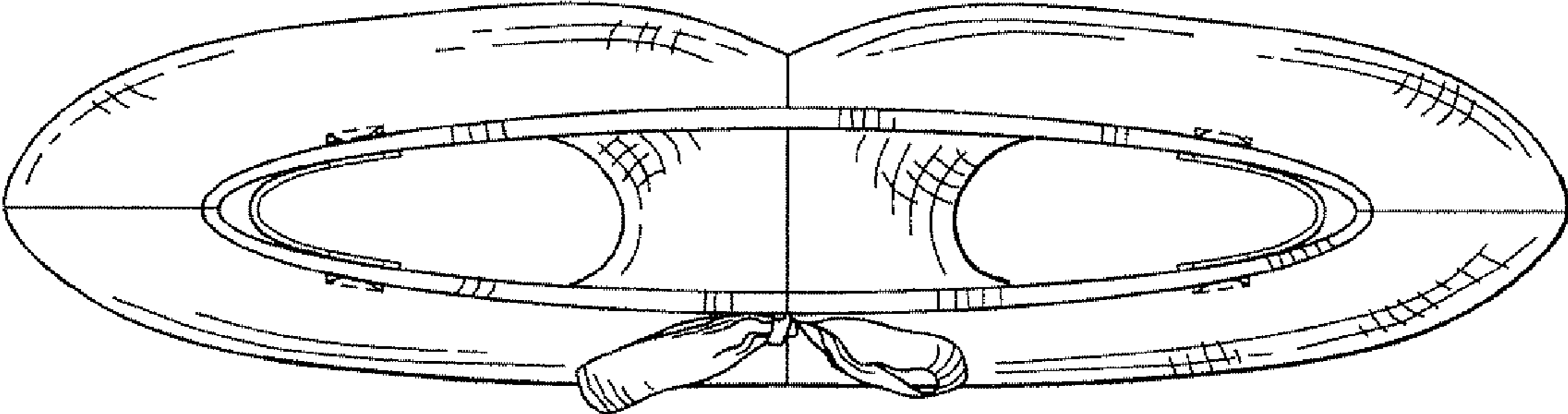


FIG.2

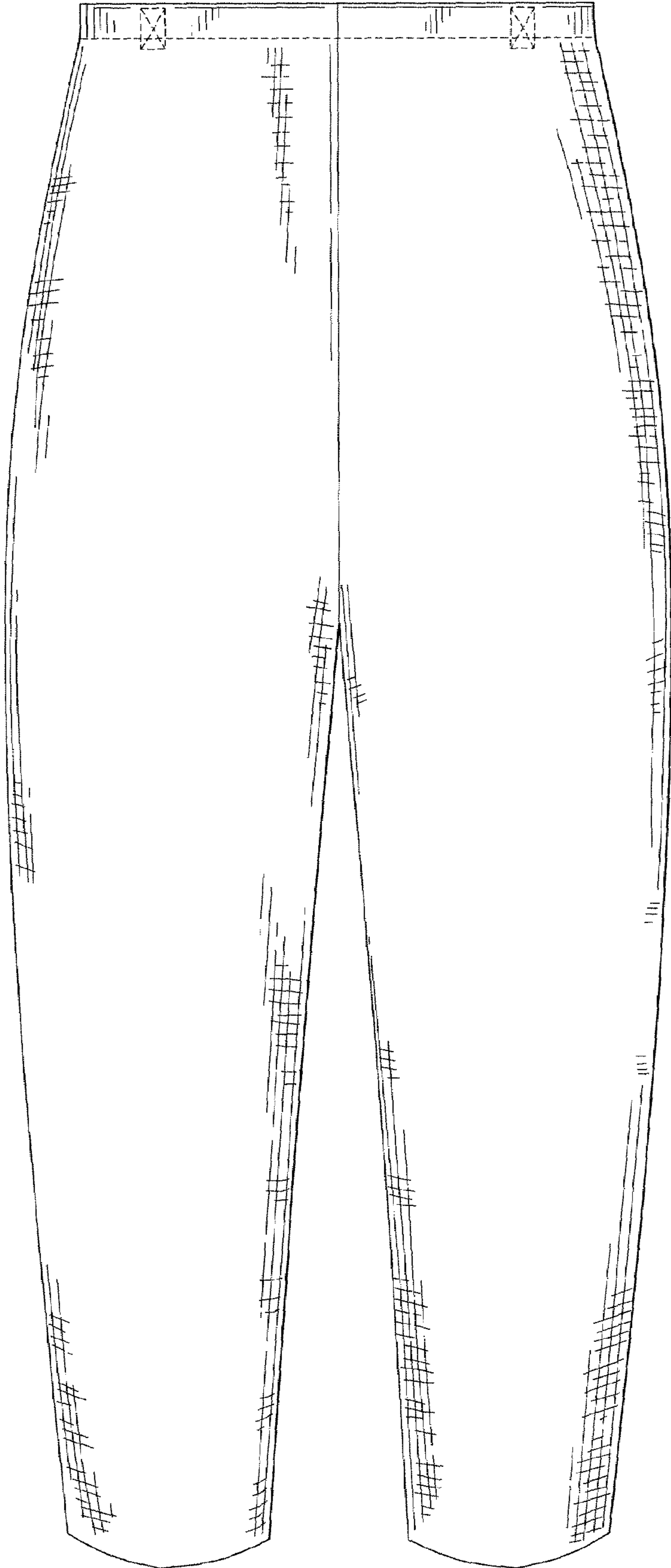


FIG.3