



US00D612577S

(12) **United States Design Patent**
Krautner

(10) **Patent No.:** **US D612,577 S**
(45) **Date of Patent:** **** Mar. 30, 2010**

(54) **GLOVE WITH A “U” SHAPED ELASTIC INSERT**

(76) Inventor: **Maria Krautner**, 1208 Rockledge La., #6, Walnut Creek, CA (US) 94595

(**) Term: **14 Years**

(21) Appl. No.: **29/292,245**

(22) Filed: **Oct. 4, 2007**

(51) **LOC (9) Cl.** **02-06**

(52) **U.S. Cl.** **D2/619**

(58) **Field of Classification Search** D2/610–623;
D29/113, 116.2, 117.1–119, 123; 2/16, 159,
2/161.1–161.8, 162, 198, 455, 19, 910; D24/190;
D28/63; D32/42, 43

See application file for complete search history.

(56) **References Cited**

U.S. PATENT DOCUMENTS

| | | | | |
|-----------|-----|---------|----------------|---------|
| 2,596,349 | A * | 5/1952 | Thurlow et al. | 2/169 |
| 3,869,726 | A * | 3/1975 | Bell | 2/164 |
| 3,944,220 | A * | 3/1976 | Fasano | 482/47 |
| 4,545,841 | A * | 10/1985 | Jackrel | 156/290 |
| 4,751,749 | A * | 6/1988 | Cowhey | 2/161.1 |
| 4,847,918 | A * | 7/1989 | Sturm | 2/169 |
| 5,740,551 | A * | 4/1998 | Walker | 2/16 |

| | | | | |
|--------------|------|---------|--------------|---------|
| 5,881,388 | A * | 3/1999 | Pratt | 2/163 |
| 6,065,155 | A * | 5/2000 | Sandusky | 2/161.1 |
| 2004/0060097 | A1 * | 4/2004 | Bamber | 2/161.1 |
| 2005/0229286 | A1 * | 10/2005 | Tseng et al. | 2/161.2 |

* cited by examiner

Primary Examiner—Raphael Barkai
Assistant Examiner—Randall H Gholson

(57) **CLAIM**

The ornamental design for a glove with a “U” shaped elastic insert, as shown and described.

DESCRIPTION

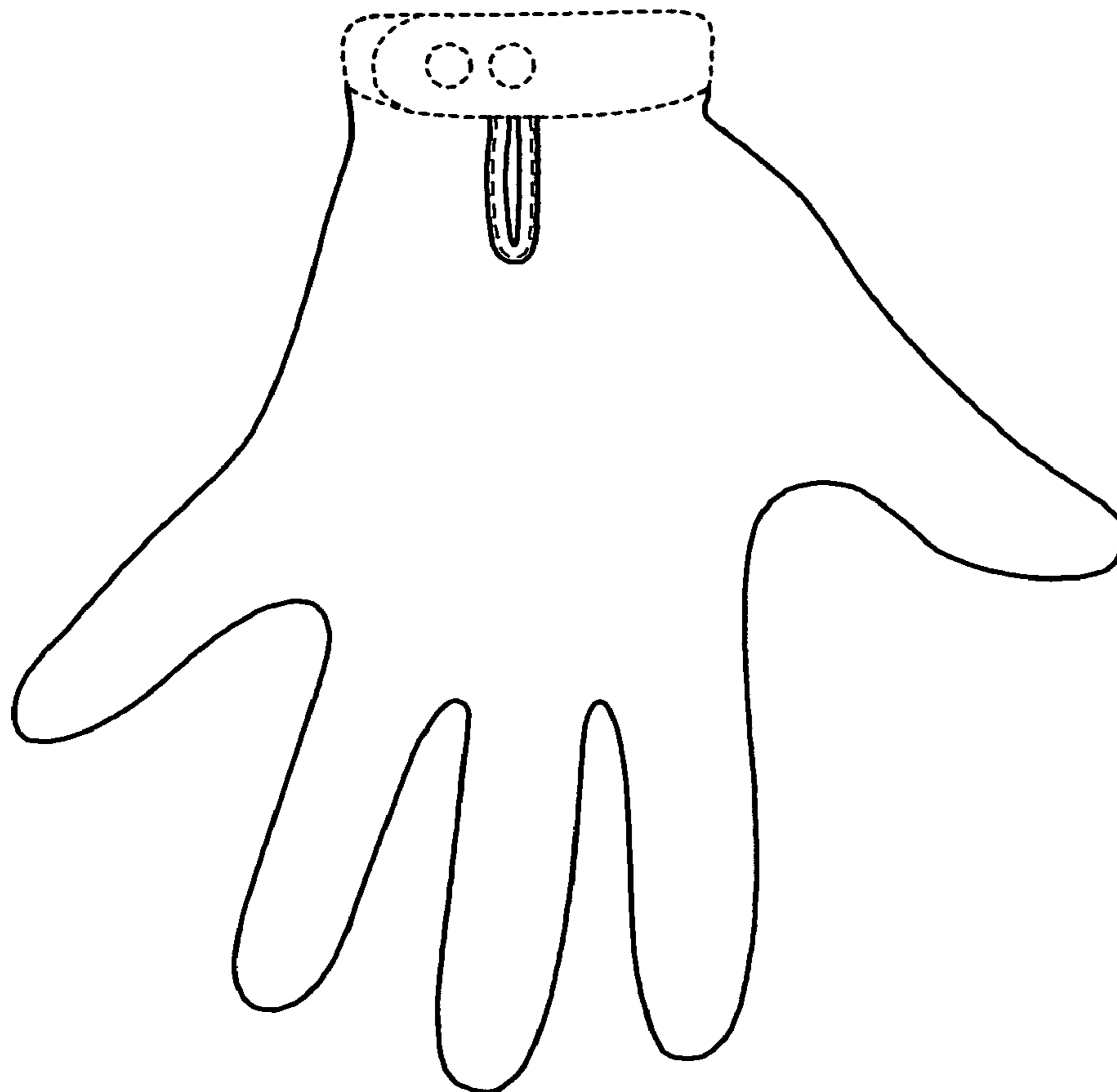
FIG. 1 is a bottom perspective view of the palm side of a left-handed embodiment of a glove, it being understood that a right-handed glove is a second embodiment, the only difference being that it is a mirror image thereof and of the following views shown;

FIG. 2 is a top perspective view of the back side of the glove illustrated in FIG. 1.

The regularly spaced dots on the fingers represent ventilation holes.

The dashes illustrating a cuff are not a part of the claim.

1 Claim, 1 Drawing Sheet



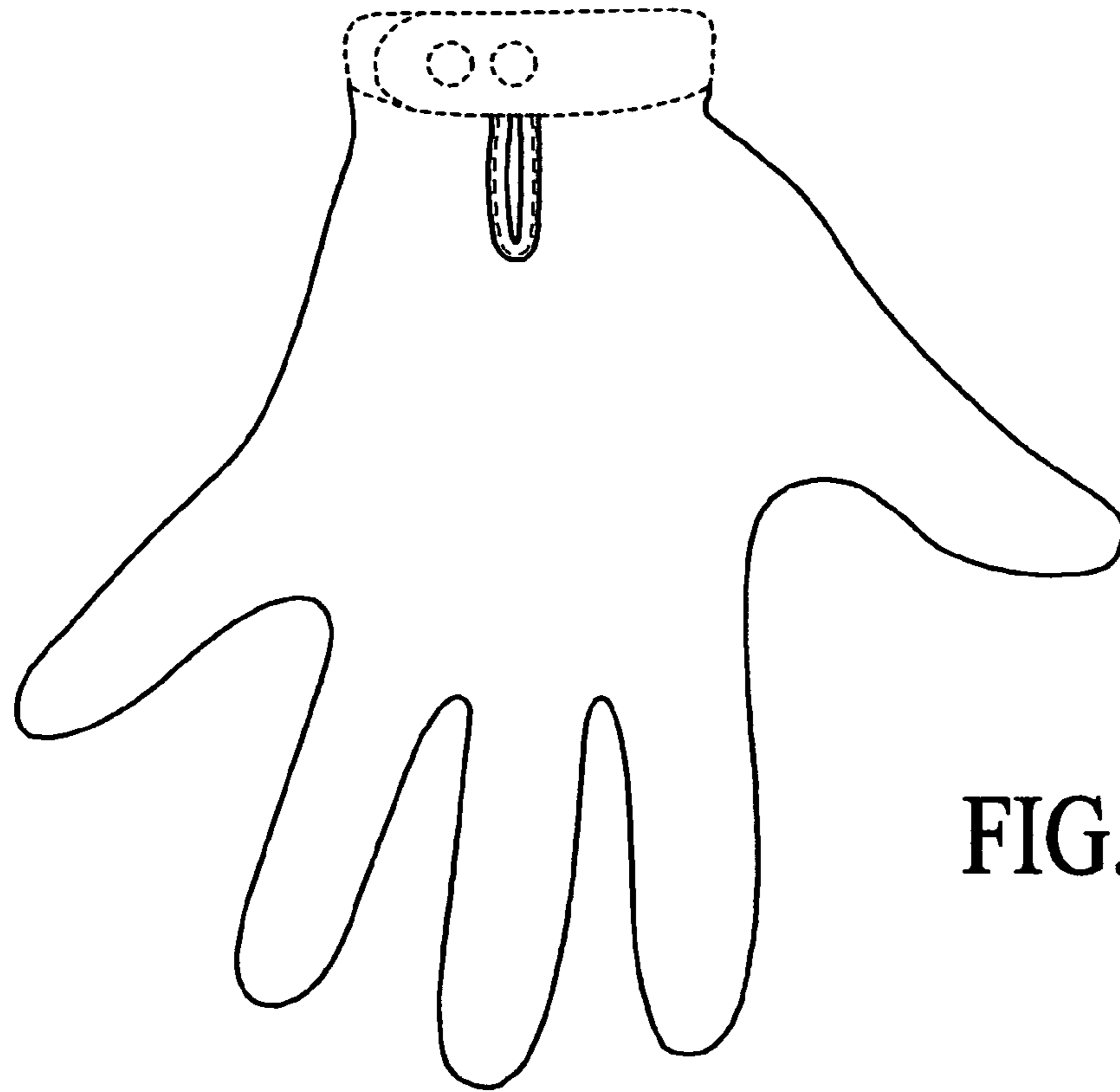


FIG.1

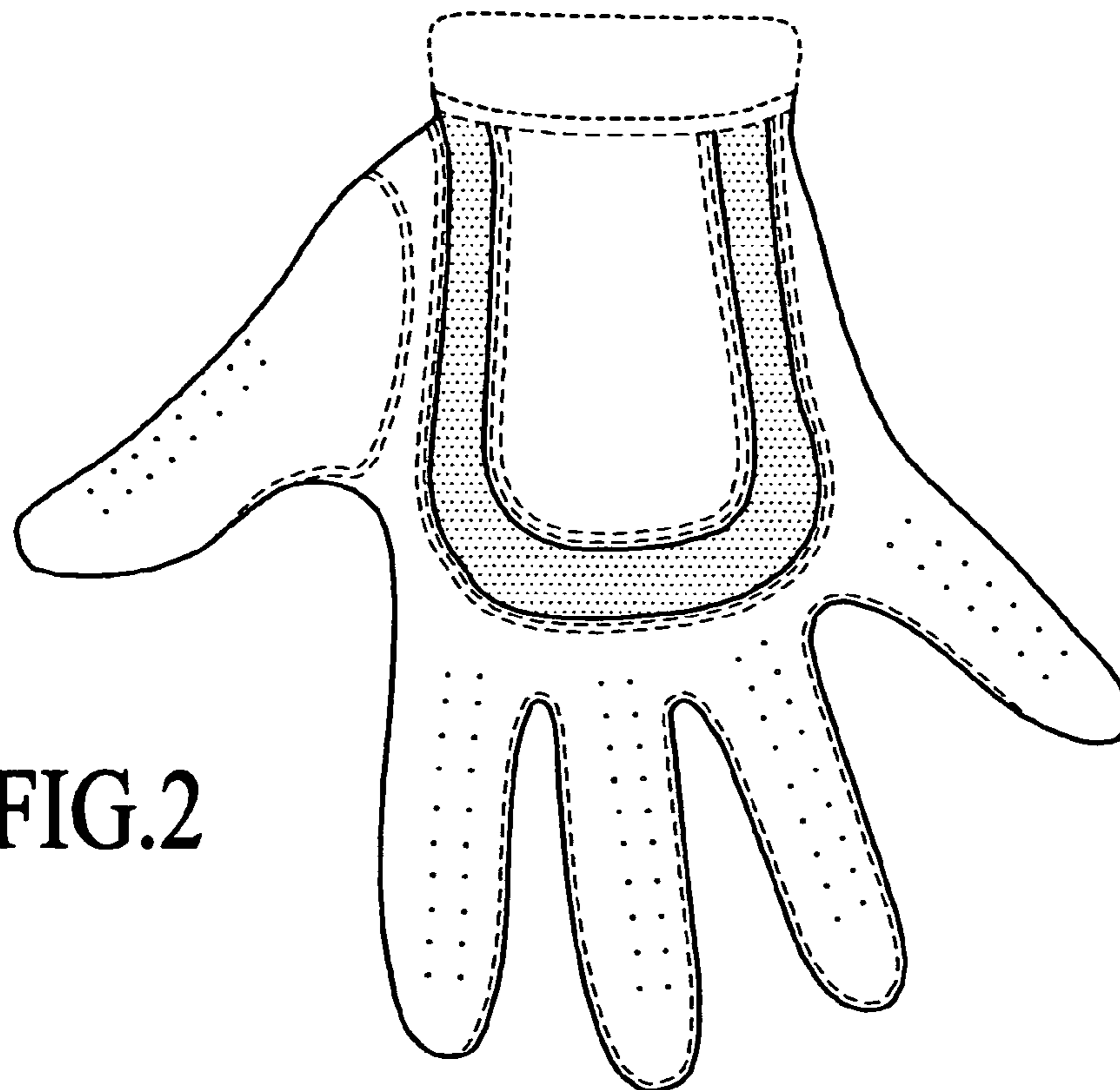


FIG.2