



US00D612572S

(12) **United States Design Patent**
Doty

(10) **Patent No.:** **US D612,572 S**
(45) **Date of Patent:** **** Mar. 23, 2010**

- (54) **URN**
- (76) **Inventor:** **Douglas H. Doty**, 8 S. Polestar Point,
Inverness, FL (US) 34453
- (**) **Term:** **14 Years**
- (21) **Appl. No.:** **29/310,347**
- (22) **Filed:** **Aug. 11, 2008**
- (51) **LOC (9) Cl.** **99-00**
- (52) **U.S. Cl.** **D99/5**
- (58) **Field of Classification Search** D99/1,
D99/5, 17; 27/1-17; D6/300, 303; D1/112;
40/124.5; 52/103, 104; 340/539.11
See application file for complete search history.

- D433,209 S * 10/2000 Baldwin et al. D99/5
- D444,288 S * 6/2001 Robinson D99/5
- D470,991 S * 2/2003 Goldstein D99/5
- D476,130 S * 6/2003 Joy et al. D99/5
- D514,272 S * 2/2006 Feilen D1/112
- D540,505 S * 4/2007 Perreault D99/5
- D543,005 S * 5/2007 Pertz D99/5

* cited by examiner

Primary Examiner—Paula Greene
(74) *Attorney, Agent, or Firm*—Law Office of Steven R. Olsen, PLLC; Steven R. Olsen

(56) **References Cited**
U.S. PATENT DOCUMENTS

- D350,010 S * 8/1994 May et al. D99/5
- D355,065 S * 1/1995 Hicks D99/5
- 5,696,488 A * 12/1997 Assisi 340/539.11
- 6,105,288 A * 8/2000 Becker 40/124.5
- D432,285 S * 10/2000 Baldwin et al. D99/5



(57) **CLAIM**

The ornamental design for an urn, as shown.

DESCRIPTION

FIG. 1 is a front, top, and left side perspective view of an urn showing my new design;
FIG. 2 is a rear, top, and right side perspective view thereof;
FIG. 3 is a top plan view thereof; and,
FIG. 4 is a bottom plan view thereof.

1 Claim, 4 Drawing Sheets






FIG. 1




FIG. 2

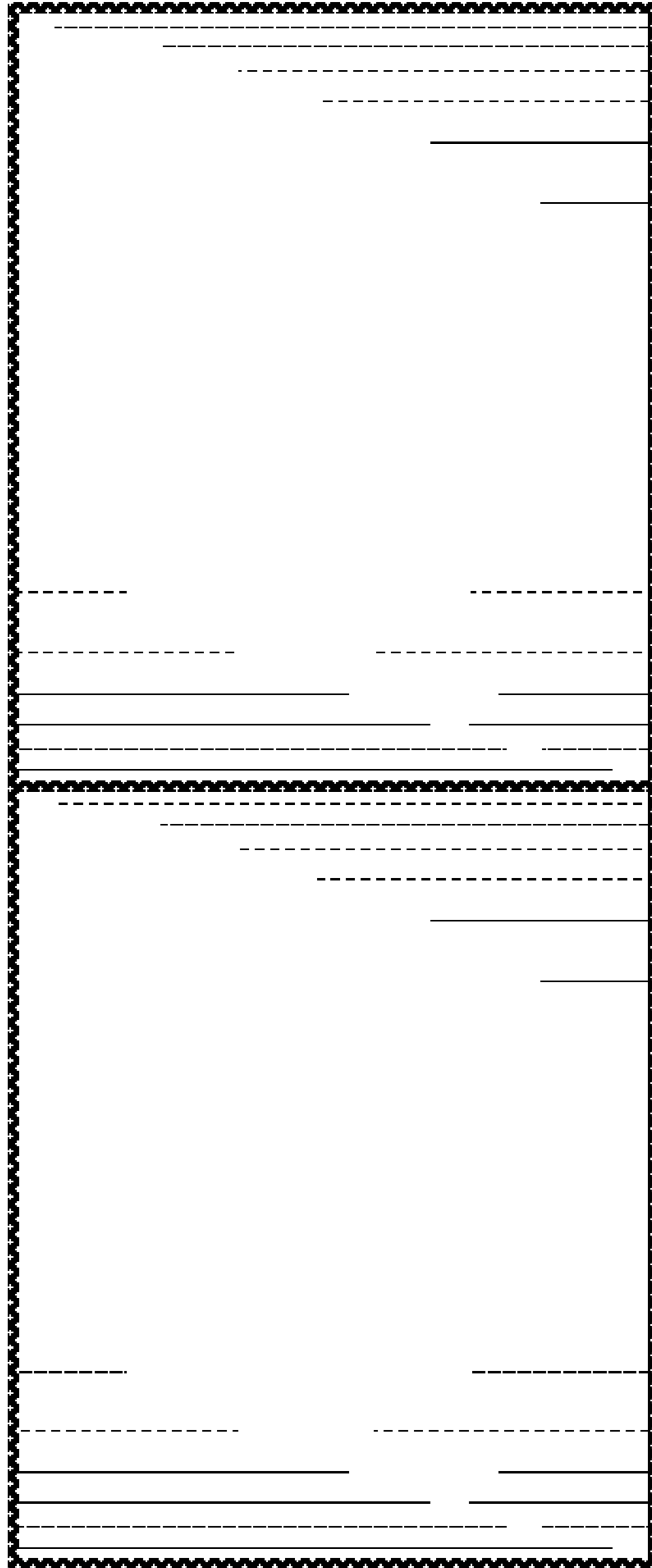


FIG. 3




FIG. 4