



US00D612571S

(12) **United States Design Patent**  
**Doty**

(10) **Patent No.:** **US D612,571 S**

(45) **Date of Patent:** **\*\* Mar. 23, 2010**

(54) **URN**

(76) **Inventor:** **Douglas H. Doty**, 8 S. Polestar Point,  
Inverness, FL (US) 34453

(\*\*) **Term:** **14 Years**

(21) **Appl. No.:** **29/310,345**

(22) **Filed:** **Aug. 11, 2008**

(51) **LOC (9) Cl.** ..... **99-00**

(52) **U.S. Cl.** ..... **D99/5**

(58) **Field of Classification Search** ..... D99/1,  
D99/5, 17; 27/1-17; 340/539.11; 52/103,  
52/104; 40/124.5

See application file for complete search history.

(56) **References Cited**

**U.S. PATENT DOCUMENTS**

196,740	A *	11/1877	Bushway	.....	52/38
D12,923	S *	5/1882	Sipes	.....	D99/20
604,334	A *	5/1898	Myers	.....	27/4
1,167,292	A *	1/1916	Graham	.....	52/132
D62,815	S *	8/1923	Dwight	.....	D99/17
D350,010	S *	8/1994	May et al.	.....	D99/5
D351,270	S *	10/1994	Beardsley	.....	D99/1
5,696,488	A *	12/1997	Assisi	.....	340/539.11
6,105,288	A *	8/2000	Becker	.....	40/124.5
D432,285	S *	10/2000	Baldwin et al.	.....	D99/5
D433,209	S *	10/2000	Baldwin et al.	.....	D99/5
D444,288	S *	6/2001	Robinson	.....	D99/5
D540,505	S *	4/2007	Perreault	.....	D99/5

\* cited by examiner

*Primary Examiner*—Paula Greene

(74) *Attorney, Agent, or Firm*—Law Office of Steven R. Olsen PLLC; Steven R. Olsen

(57) **CLAIM**

The ornamental design for an urn, as shown and described.

**DESCRIPTION**

FIG. 1 is a front perspective view of an urn showing a first embodiment of my new design, the front perspective view illustrating a front, a top, and a left side thereof, a right side being a mirror image of the left side;

FIG. 2 is a front perspective view of an urn showing a second embodiment of my new design, the front perspective view illustrating a front, a top, and a left side thereof, a right side being a mirror image of the left side;

FIG. 3 is a front perspective view of an urn showing a third embodiment of my new design, the front perspective view illustrating a front, a top, and a left side thereof, a right side being a mirror image of the left side;



FIG. 4 is a front perspective view of an urn showing a fourth embodiment of my new design, the front perspective view illustrating a front, a top, and a left side thereof, a right side being a mirror image of the left side;

FIG. 5 is a rear perspective view according to the first and second embodiments thereof;

FIG. 6 is a rear perspective view according to the third and fourth embodiments thereof; and,

FIG. 7 is a bottom plan view according to the first, second, third, and fourth embodiments thereof.

**1 Claim, 4 Drawing Sheets**






FIG. 1


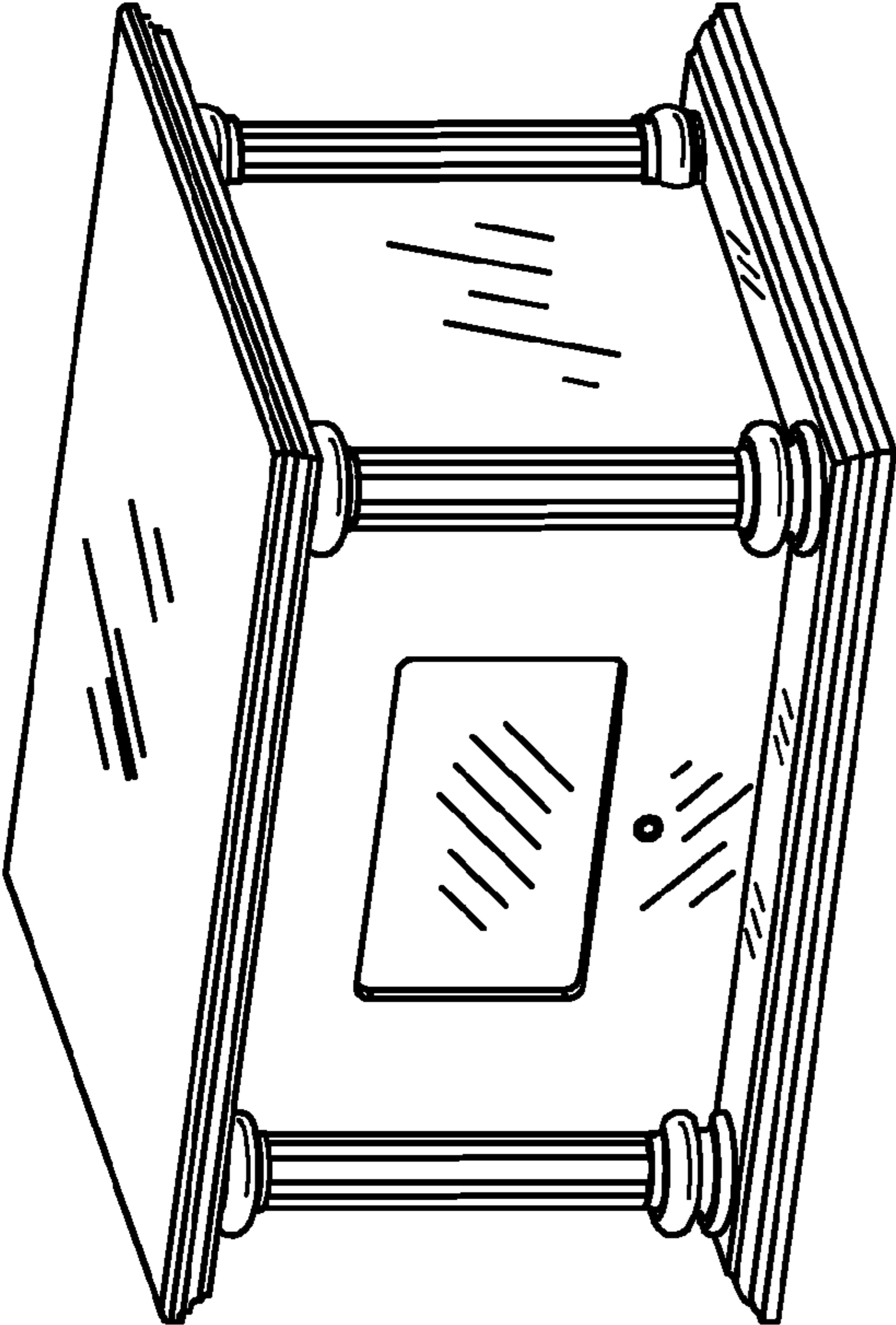
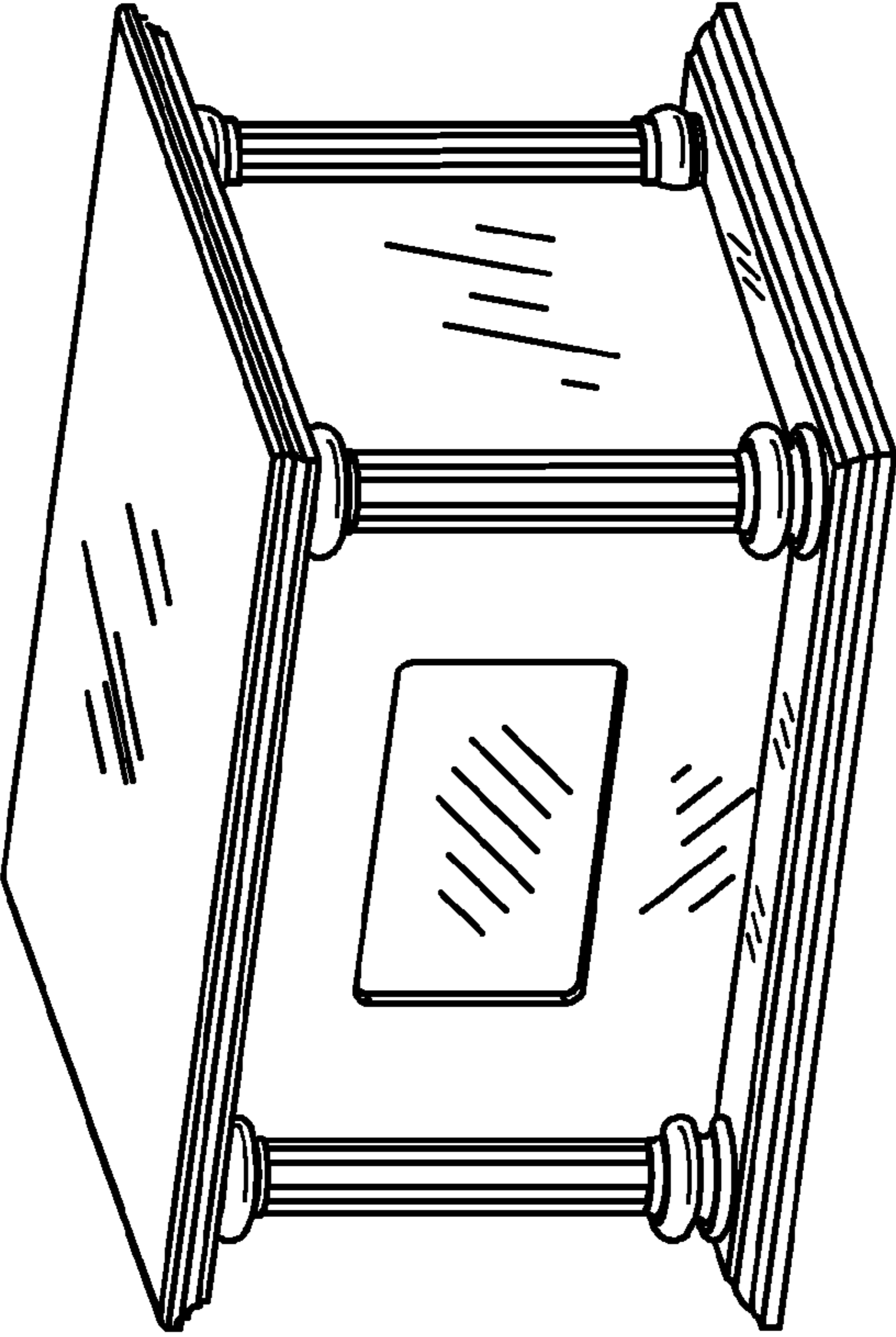


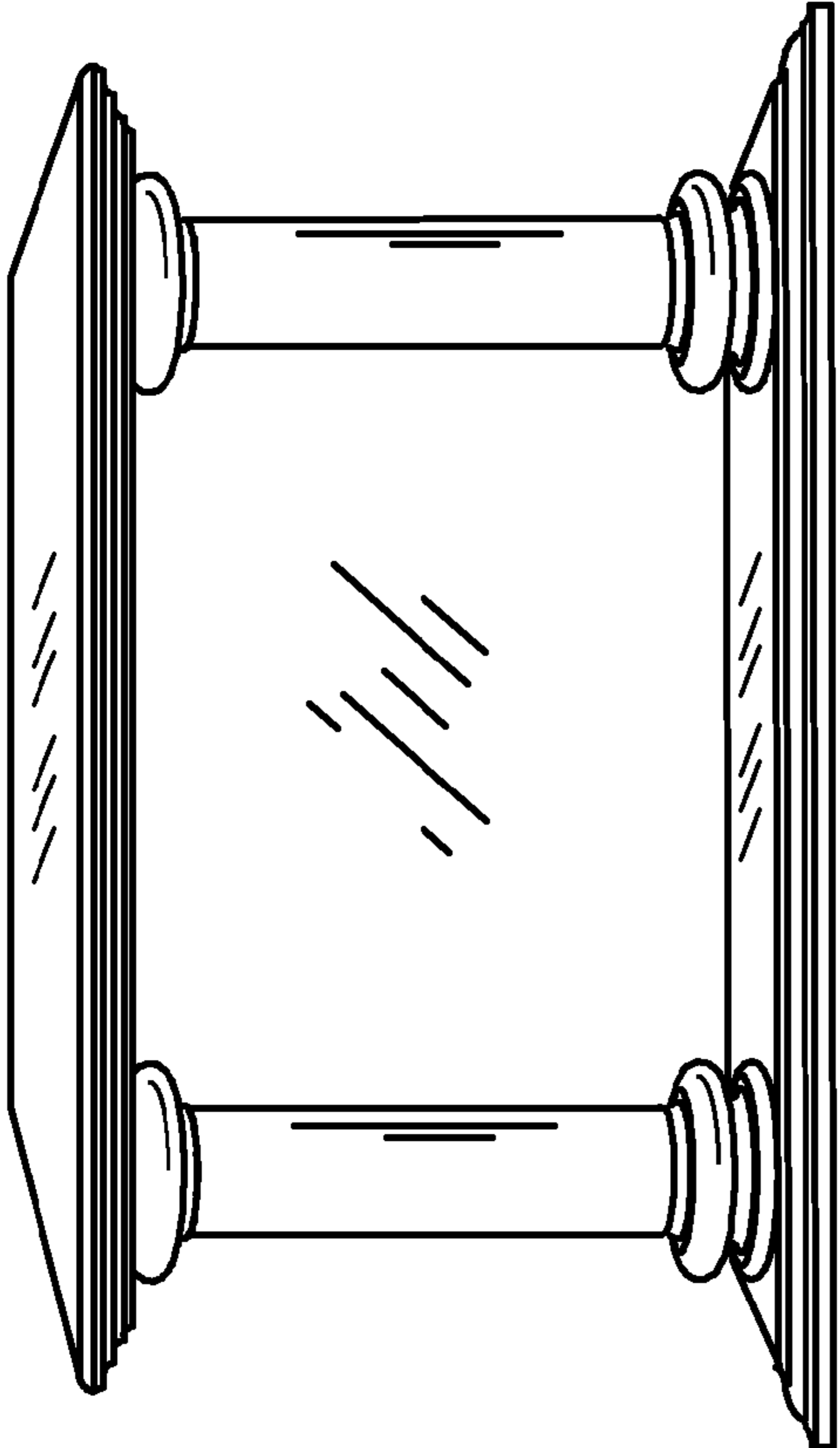
FIG. 2




**FIG. 3**




**FIG. 4**



**FIG. 5**



**FIG. 6**



**FIG. 7**