



US00D612570S

(12) **United States Design Patent**  
**Carter**

(10) **Patent No.:** **US D612,570 S**  
(45) **Date of Patent:** **\*\* Mar. 23, 2010**

(54) **PALLET**

(76) **Inventor:** **Bruce Ralph Carter**, 380 Old Line Ave.,  
Exeter, CA (US) 93221

(\*\*) **Term:** **14 Years**

(21) **Appl. No.:** **29/351,419**

(22) **Filed:** **Dec. 4, 2009**

**Related U.S. Application Data**

(60) Division of application No. 29/321,664, filed on Jul. 21, 2008, which is a continuation-in-part of application No. 11/796,880, filed on Apr. 30, 2007, now abandoned.

(51) **LOC (9) Cl.** ..... **09-08**

(52) **U.S. Cl.** ..... **D34/38**

(58) **Field of Classification Search** ..... D34/38;  
108/51.11, 53.1, 56.1, 55.3, 57.1, 57.28,  
108/57.25; 248/346.02

See application file for complete search history.

(56) **References Cited**

**U.S. PATENT DOCUMENTS**

D217,861 S	6/1970	Bartee
3,720,176 A	3/1973	Munroe
D279,617 S	7/1985	Helmer
5,193,464 A	3/1993	Morden

D348,136 S	6/1994	Haag et al.
5,579,686 A	12/1996	Pigott et al.
D379,716 S	6/1997	Zipperle et al.
D417,765 S	12/1999	Morello
6,786,992 B2	9/2004	Dummett
D521,208 S	5/2006	France
D555,324 S	11/2007	Lux, Jr.
2005/0263044 A1	12/2005	Bearse et al.

*Primary Examiner*—Cynthia E Ramirez

(74) *Attorney, Agent, or Firm*—Michael Blaine Brooks;  
Michael B. Brooks

(57) **CLAIM**

I claim the ornamental design for a pallet, as shown and described.

**DESCRIPTION**

FIG. 1 is a top-front-left perspective view of an embodiment of a pallet showing my new design;

FIG. 2 is a bottom-front-right perspective view thereof;

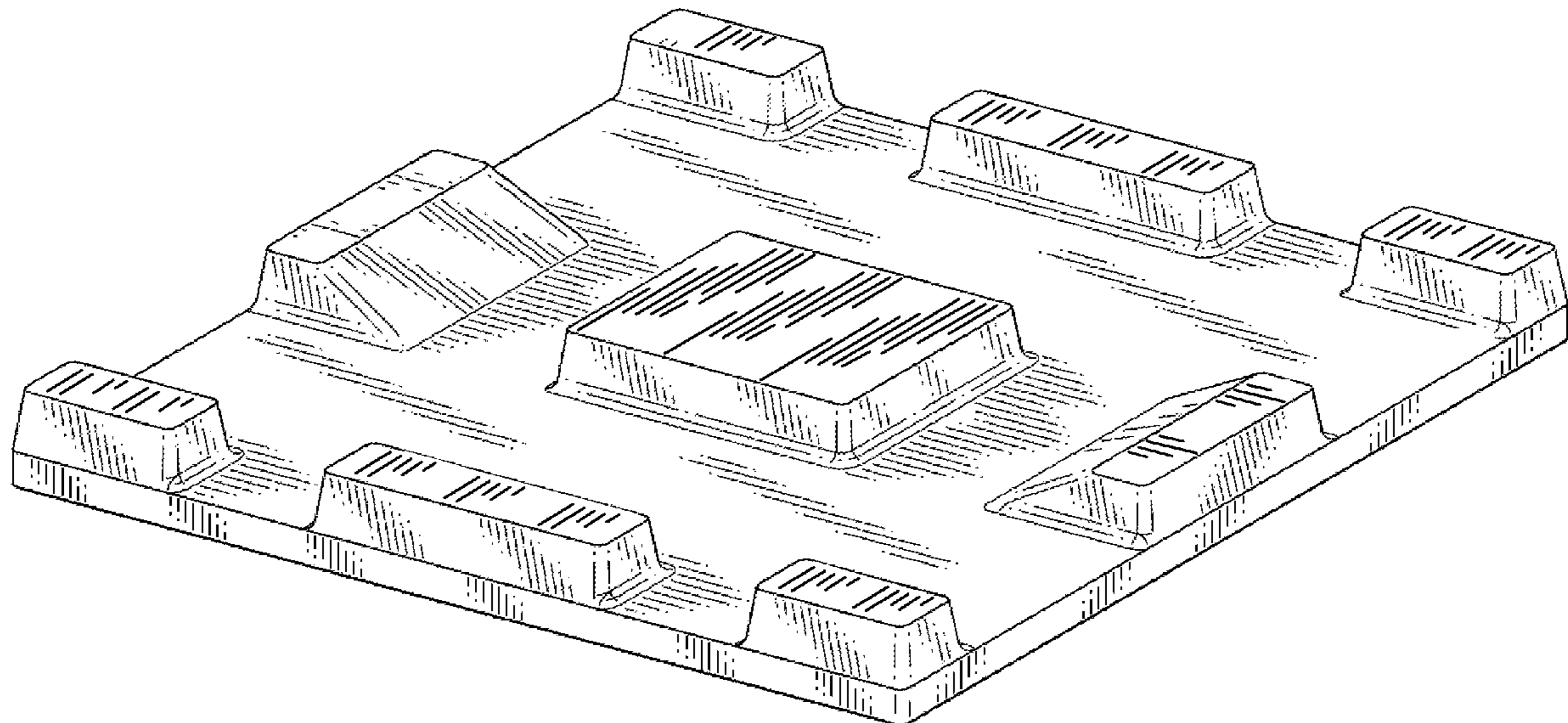
FIG. 3 is a bottom plan view thereof;

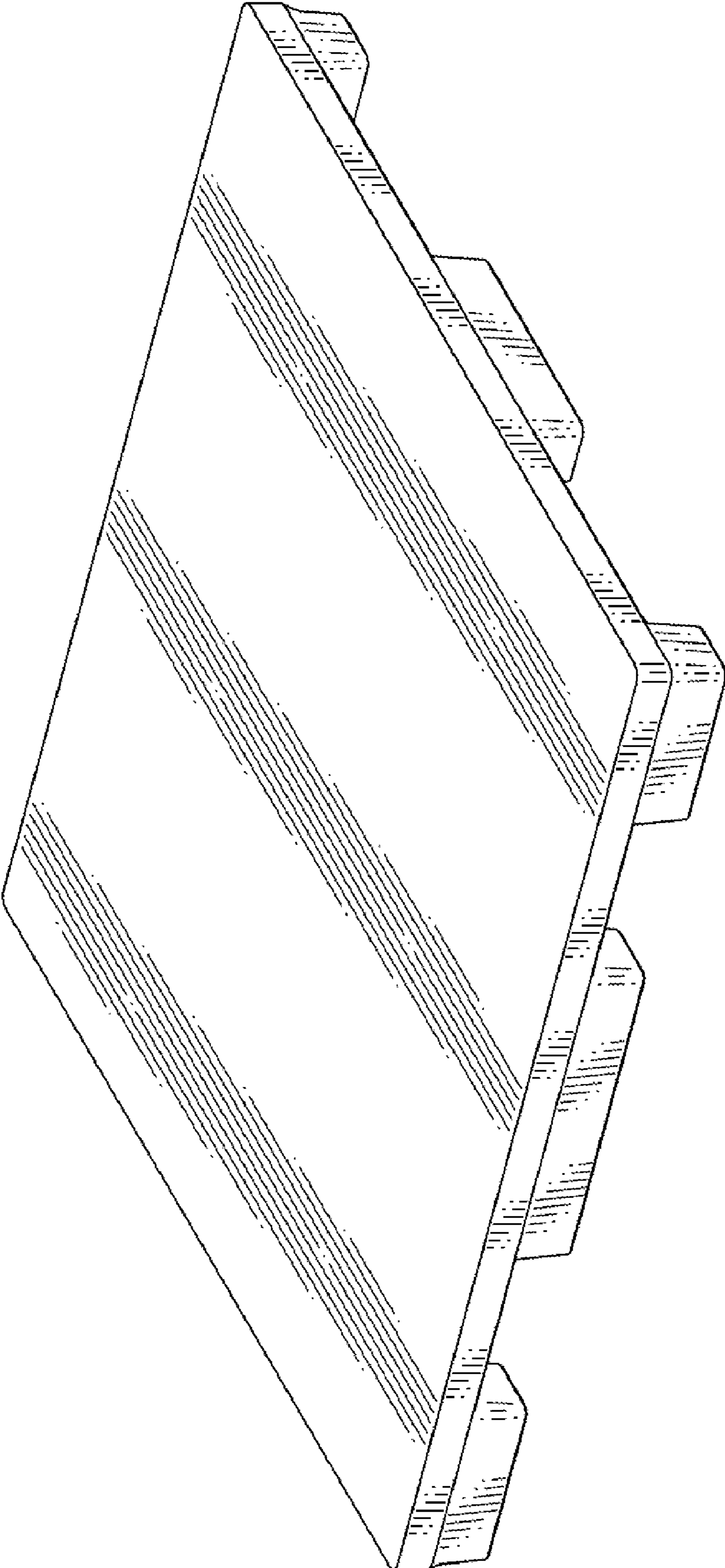
FIG. 4 is a front elevational view thereof; the back elevational view is a mirror image thereof;

FIG. 5 is a left elevational view thereof; the right elevational view is a mirror image thereof; and,

FIG. 6 is a top plan view thereof.

**1 Claim, 4 Drawing Sheets**





**FIG. 1**

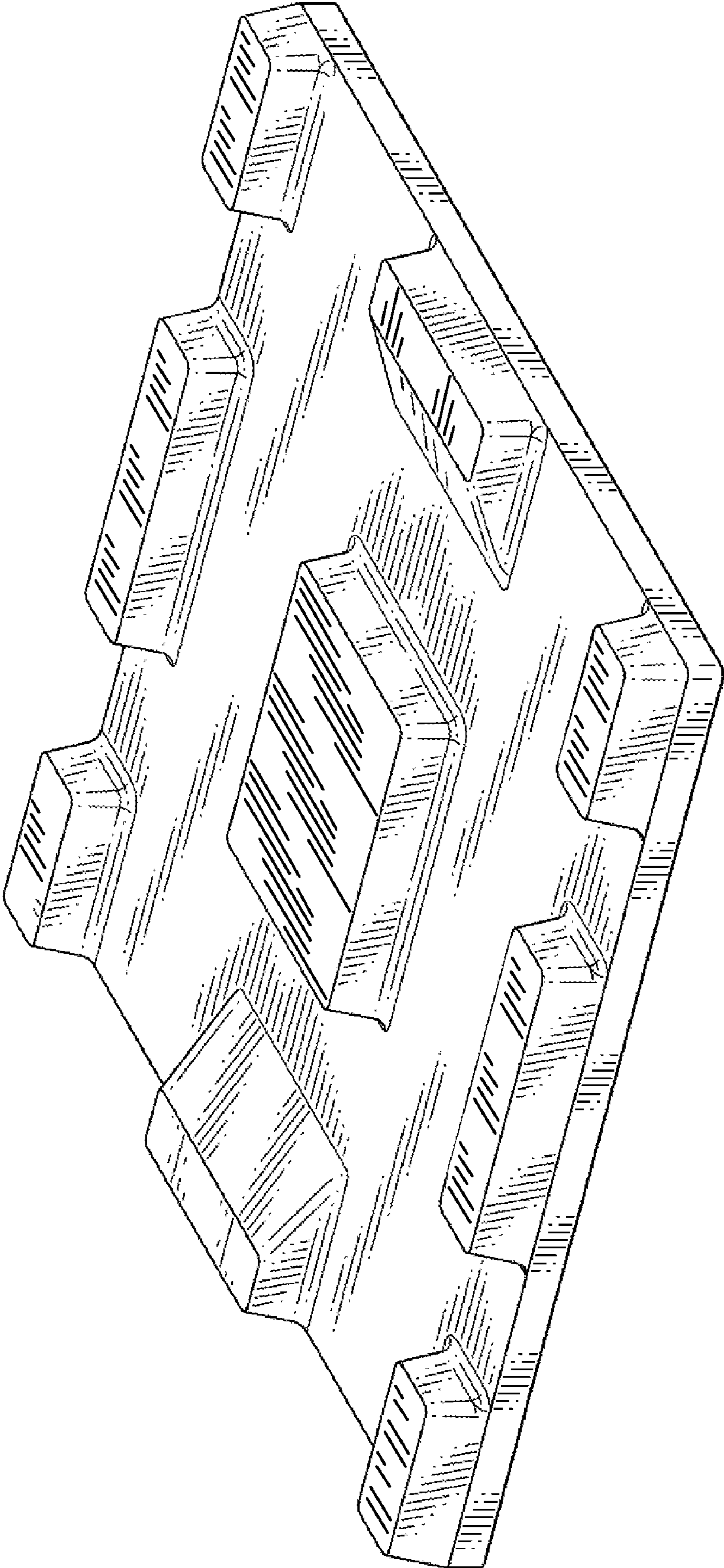


FIG. 2

FIG. 3

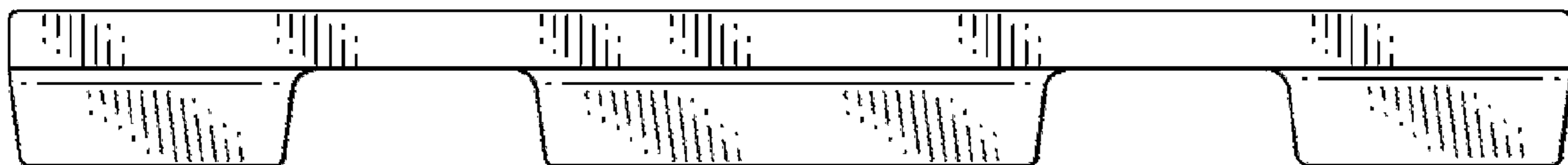
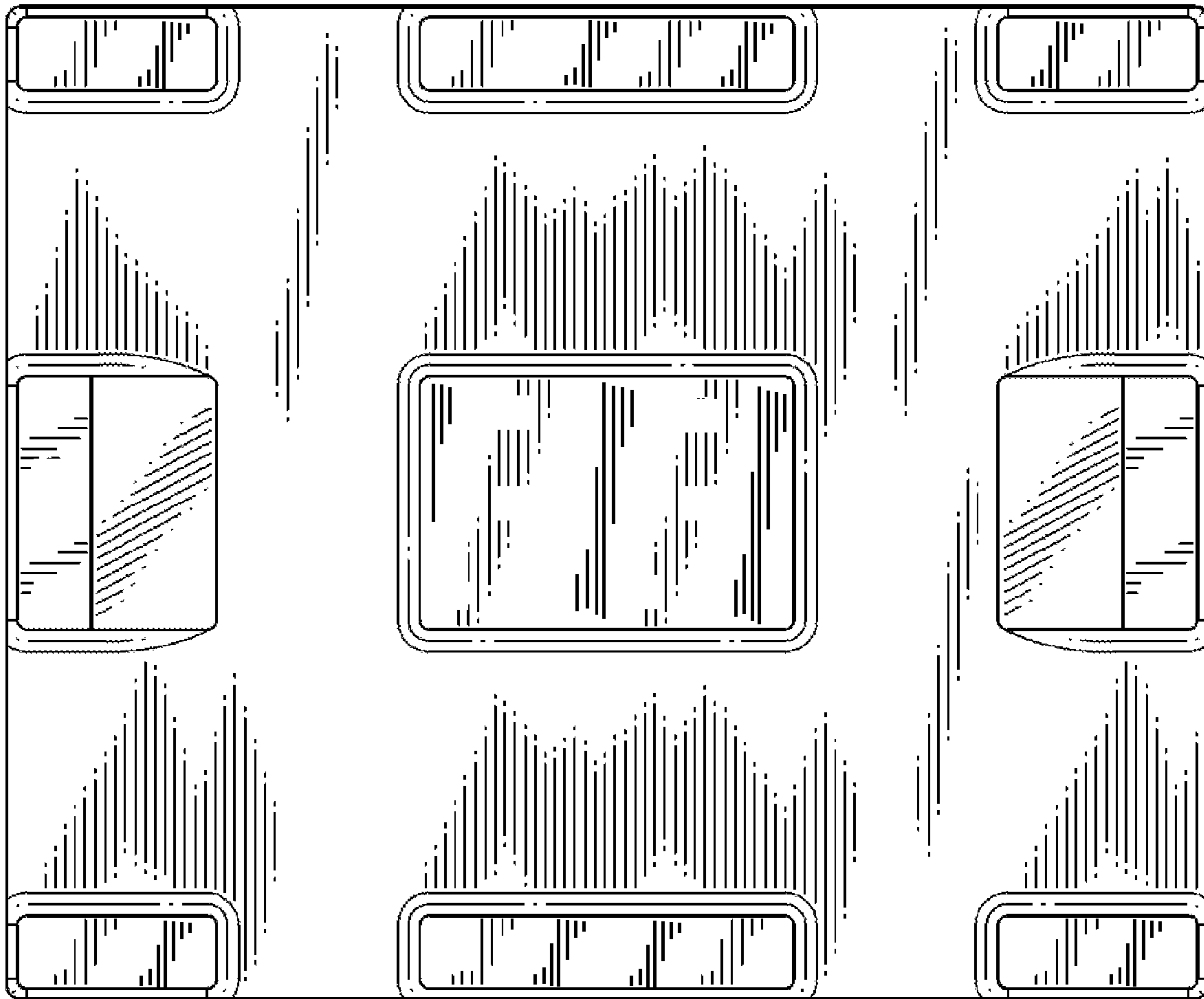
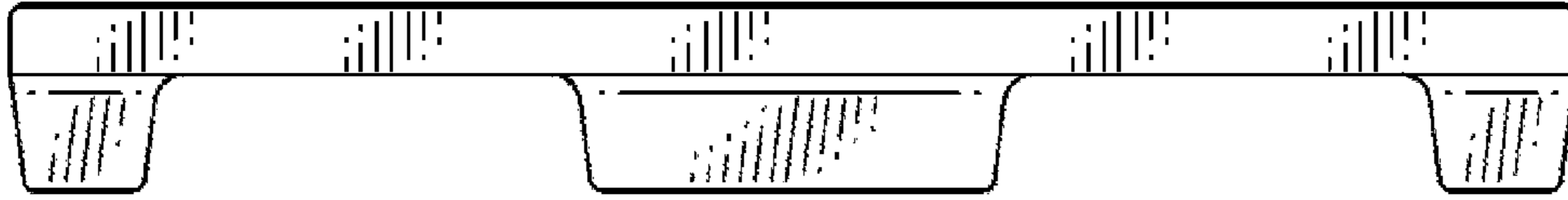



FIG. 4



**FIG. 5**



**FIG. 6**