



US00D612552S

(12) **United States Design Patent**
Matz

(10) **Patent No.:** **US D612,552 S**
(45) **Date of Patent:** **** Mar. 23, 2010**

(54) **PET TOY**

(75) Inventor: **Andrea Matz**, Dover, NJ (US)

(73) Assignee: **J.W. Pet Company, Inc.**, Teterboro, NJ (US)

(**) Term: **14 Years**

(21) Appl. No.: **29/317,928**

(22) Filed: **May 9, 2008**

(51) **LOC (9) Cl.** **30-99**

(52) **U.S. Cl.** **D30/160**

(58) **Field of Classification Search** D30/160;
D11/3-4, 26; D24/143, 194-195, 200, 215;
119/702, 707-711

See application file for complete search history.

(56) **References Cited**

U.S. PATENT DOCUMENTS

4,052,982	A *	10/1977	Ozeryansky	601/121
D277,016	S *	1/1985	Paczko	D24/195
4,655,823	A *	4/1987	Shapiro	504/212
D291,341	S *	8/1987	Keating et al.	D21/684
D309,586	S *	7/1990	Ruscitti	D11/4
D311,836	S *	11/1990	Dala et al.	D11/3
D381,593	S *	7/1997	Dreyfus et al.	D30/160
D386,105	S *	11/1997	Kornmann	D11/4
5,695,520	A *	12/1997	Bruckner et al.	606/204
5,848,981	A *	12/1998	Herbranson	601/134
D410,741	S *	6/1999	Chaney	D24/143
D425,267	S *	5/2000	Kengie	D30/160
D437,799	S *	2/2001	Baumer	D11/26

D470,277	S *	2/2003	Tu	D30/160
D478,170	S *	8/2003	Catlett	D24/143
D497,566	S *	10/2004	Pucci	D11/4
6,814,645	B2 *	11/2004	Kuk	446/236
D523,593	S *	6/2006	Wang	D30/160
D545,235	S *	6/2007	Carter-Smith et al.	D11/27
D546,508	S *	7/2007	Robertson	D30/160
D576,908	S *	9/2008	Gruenke	D11/3
D586,511	S *	2/2009	Willinger	D30/160
D599,506	S *	9/2009	Willinger	D30/160

* cited by examiner

Primary Examiner—Cathy Anne MacCormac

(74) *Attorney, Agent, or Firm*—Katten Muchin Rosenman LLP

(57) **CLAIM**

The ornamental design for pet toy, as shown and described.

DESCRIPTION

FIG. 1 is a perspective view a pet toy;

FIG. 2 is a front view thereof;

FIG. 3 is a rear view thereof;

FIG. 4 is a left side view thereof;

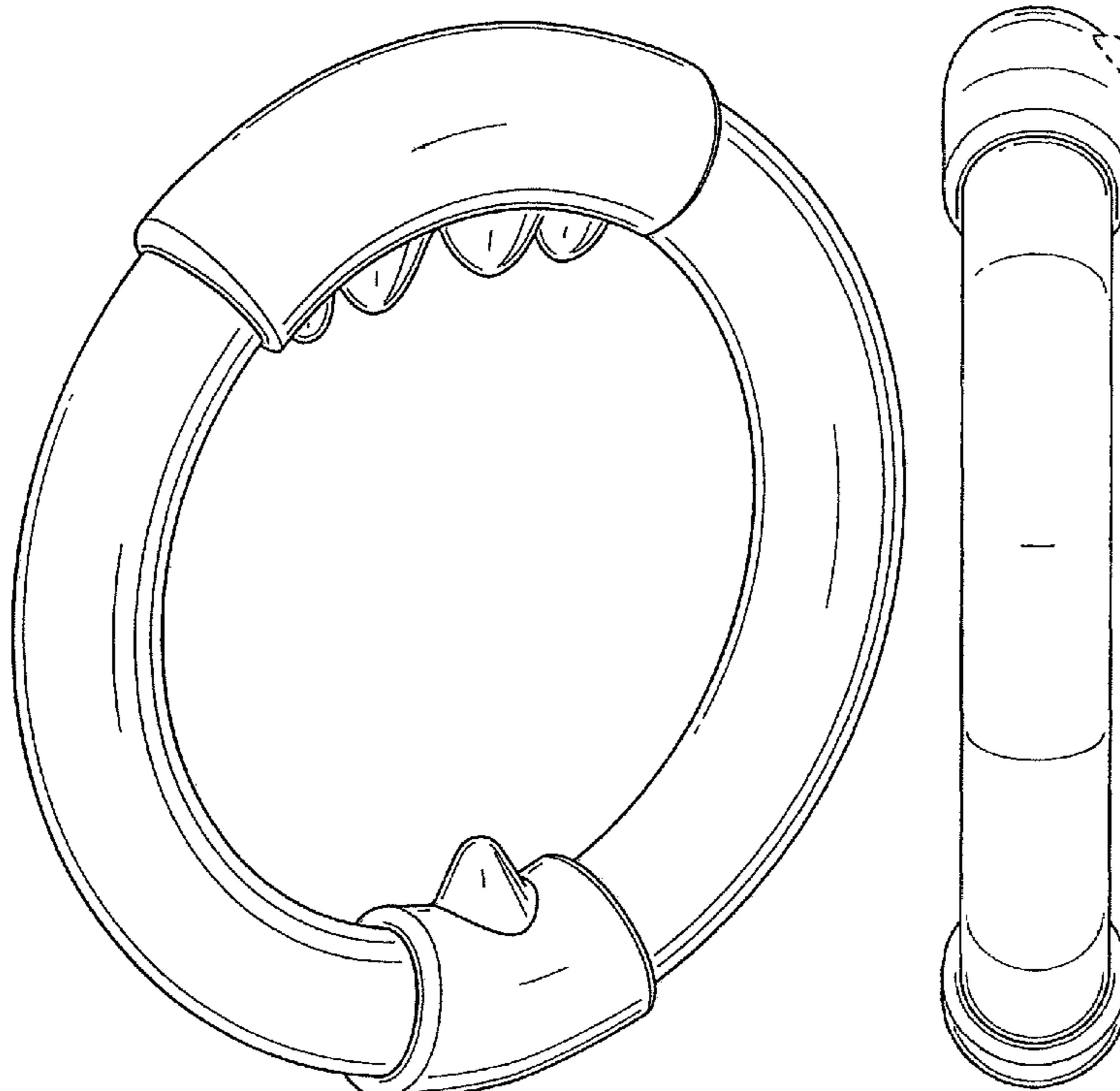
FIG. 5 is a right side view thereof;

FIG. 6 is a top view thereof; and,

FIG. 7 is a bottom view thereof.

The portions of the design that are shown in broken lines do not form part of the claimed design.

1 Claim, 5 Drawing Sheets



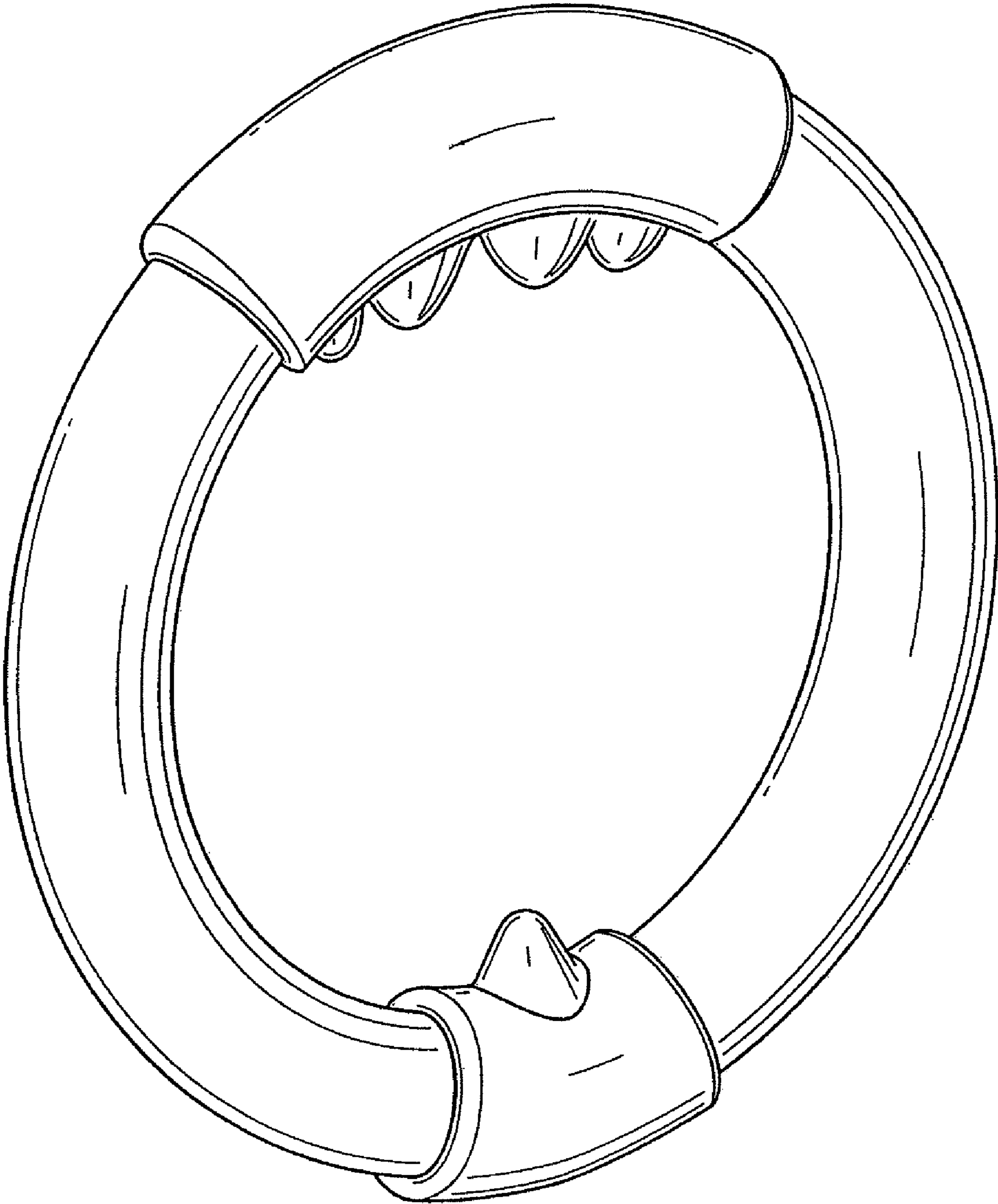


FIG. 1

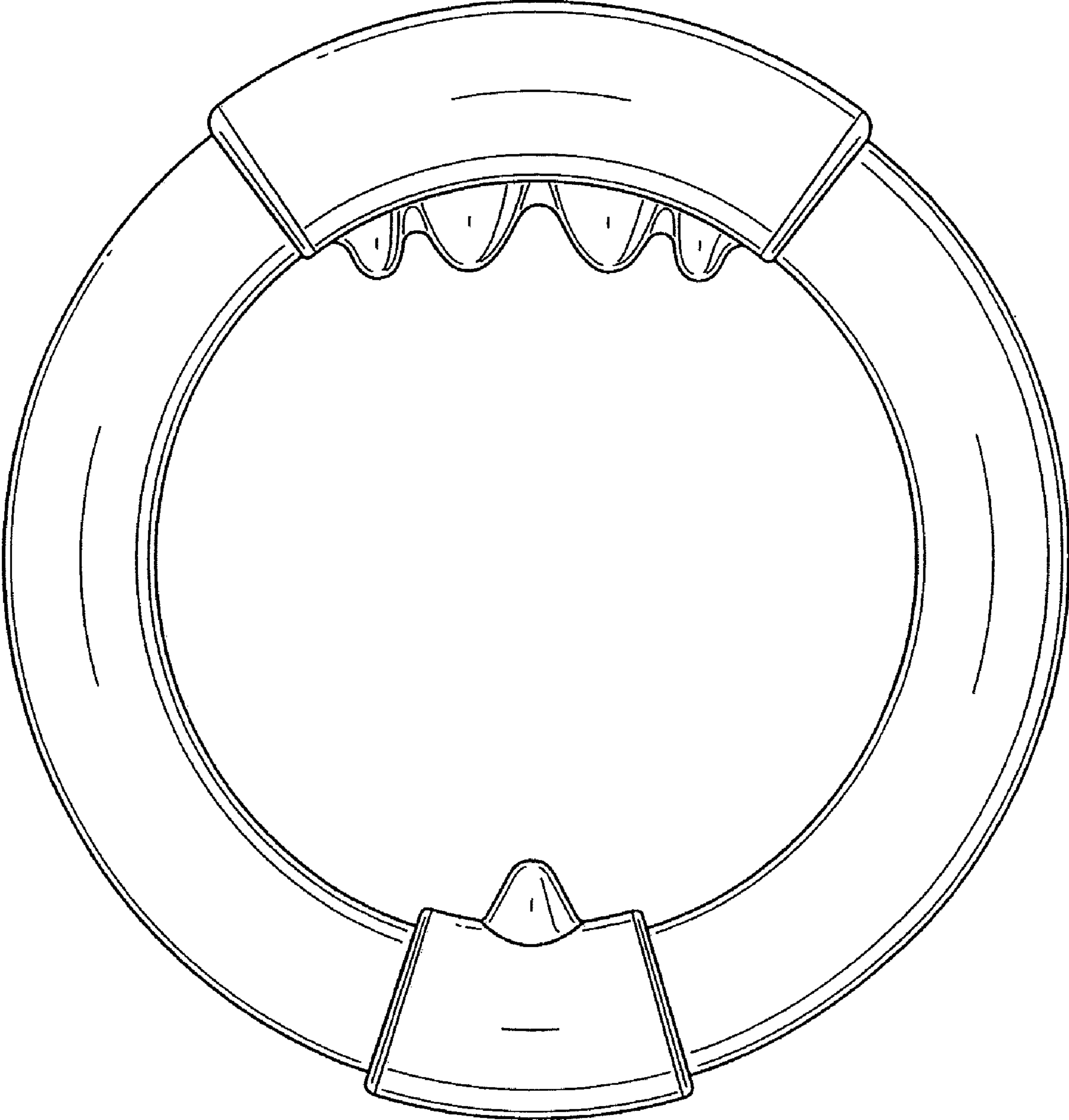


FIG. 2

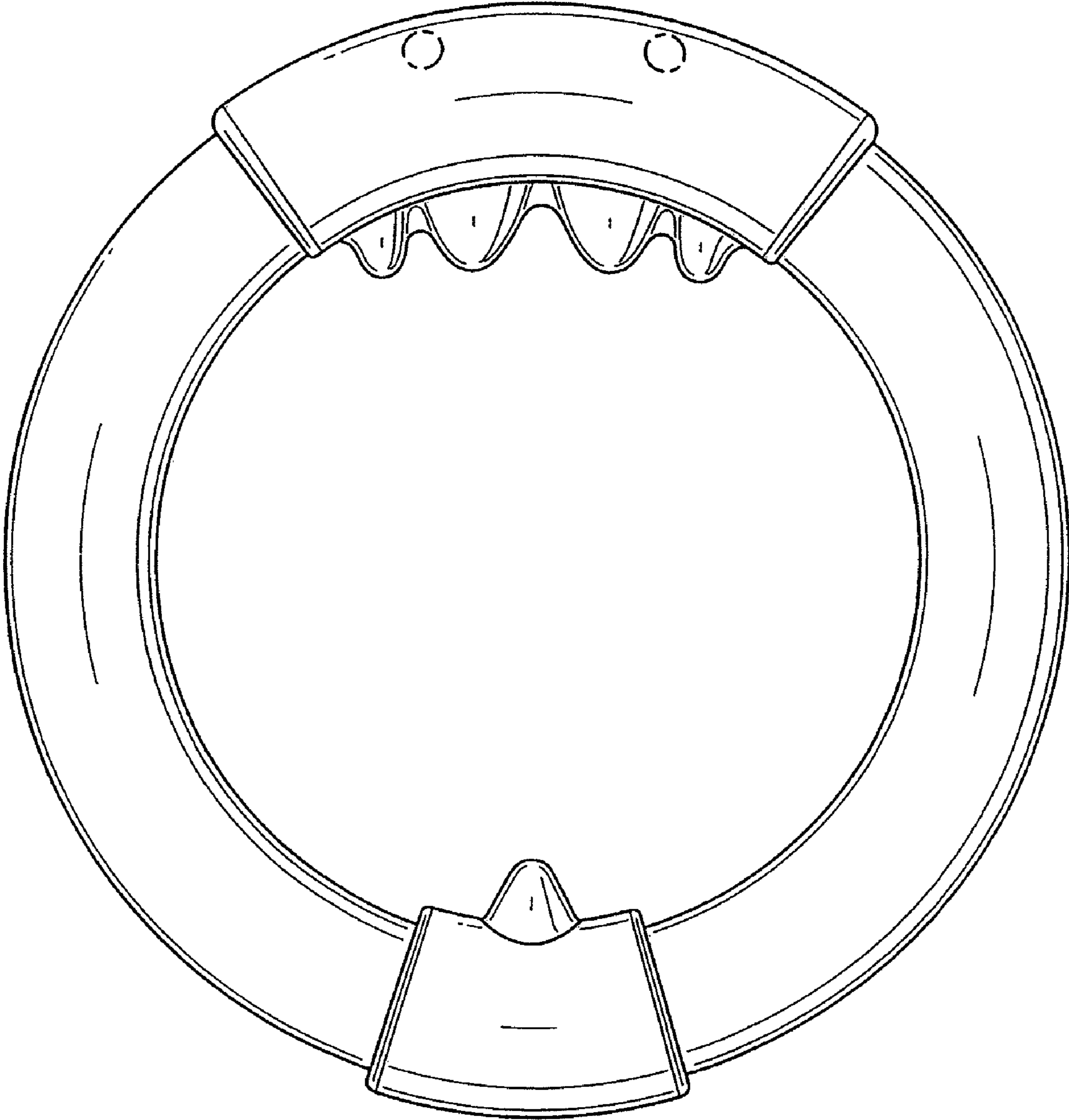


FIG. 3




FIG. 4

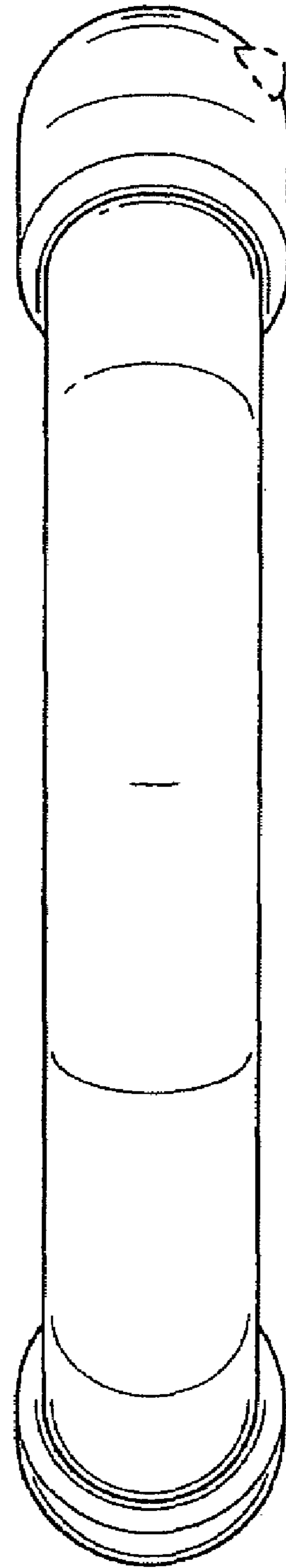


FIG. 5

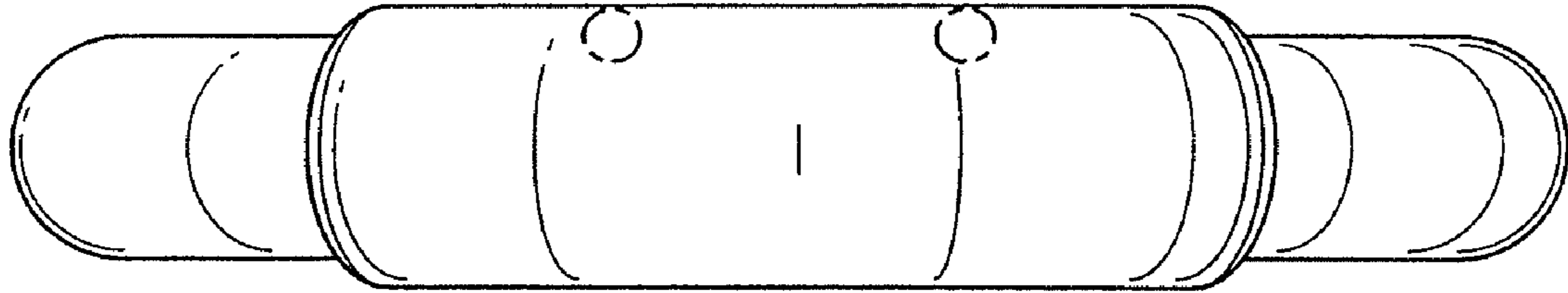


FIG. 6

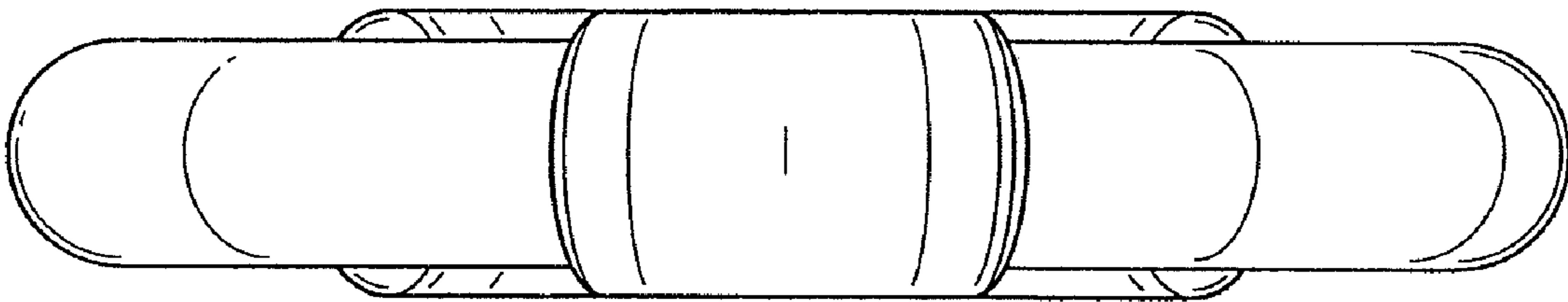


FIG. 7