



US00D612507S

(12) **United States Design Patent**
Arbesman et al.

(10) **Patent No.:** **US D612,507 S**
(45) **Date of Patent:** **** Mar. 23, 2010**

(54) **ADHESIVE ROTATOR CUFF BRACE**

(76) Inventors: **Ray Arbesman**, 42 Burton Road,
Toronto, ON (CA) M5P 1V2; **Kevin**
Jardine, 505 Eglinton Avenue West,
Suite 302, Toronto, ON (CA) M5N 1B1

(**) Term: **14 Years**

(21) Appl. No.: **29/332,069**

(22) Filed: **Feb. 6, 2009**

(30) **Foreign Application Priority Data**

Aug. 6, 2008 (CA) 127440

(51) **LOC (9) Cl.** **24-04**

(52) **U.S. Cl.** **D24/190**

(58) **Field of Classification Search** D24/189-192,
D24/206; D29/100, 101.3, 120.1; D2/627,
D2/702; 602/1-2, 4-8, 19-20, 26, 41, 54,
602/60-63, 65; 128/100.1, 876, 892, 894;
2/24, 162, 455; 219/211, 527, 544, 549
See application file for complete search history.

(56) **References Cited**

U.S. PATENT DOCUMENTS

- D242,955 S * 1/1977 Arluck D24/190
- 4,748,976 A * 6/1988 Cali 604/289
- 4,823,789 A * 4/1989 Beisang, III 128/207.18
- D307,184 S * 4/1990 McConnell D24/190
- D355,489 S * 2/1995 Almond D24/189
- 5,409,451 A * 4/1995 Daneman 602/21
- D365,194 S * 12/1995 Vargo D2/853
- 5,513,658 A * 5/1996 Goseki 128/882
- 5,514,081 A * 5/1996 Mann 602/20
- D385,356 S * 10/1997 Fabricant D24/189
- 5,711,312 A * 1/1998 Staudinger 128/845
- D393,073 S * 3/1998 Downing et al. D24/190
- D397,222 S * 8/1998 Humensky D24/190
- D424,699 S * 5/2000 Allen D24/189
- D446,913 S * 8/2001 Holden D2/916
- D448,850 S * 10/2001 Fabricant D24/189
- D452,325 S * 12/2001 Henderson D24/190

- D454,956 S * 3/2002 Visintainer D24/189
- D455,002 S * 4/2002 Holden D2/916
- D468,019 S * 12/2002 Slautterback D24/190
- D473,947 S * 4/2003 Jacobson D24/189
- D480,811 S * 10/2003 Horhota et al. D24/189
- D481,131 S * 10/2003 Saim et al. D24/189
- D484,985 S * 1/2004 Takizawa et al. D24/206
- D492,411 S * 6/2004 Bierman D24/128
- D495,419 S * 8/2004 Dunshee D24/189
- 6,887,213 B2 * 5/2005 Smits 602/27
- 6,929,613 B2 * 8/2005 Henderson et al. 602/5

(Continued)

OTHER PUBLICATIONS

Kenzo Kase, Jim Wallis, and Tsuyoshi Kase, *Clinical Therapeutic Applications of the Kinesio Taping Method*, 2nd Edition, 2003, 4 Pages (Cover Page, p. 4, and pp. 54-55).

Primary Examiner—T. Chase Nelson
Assistant Examiner—Michelle E Wilson
(74) *Attorney, Agent, or Firm*—Patterson & Sheridan, LLP

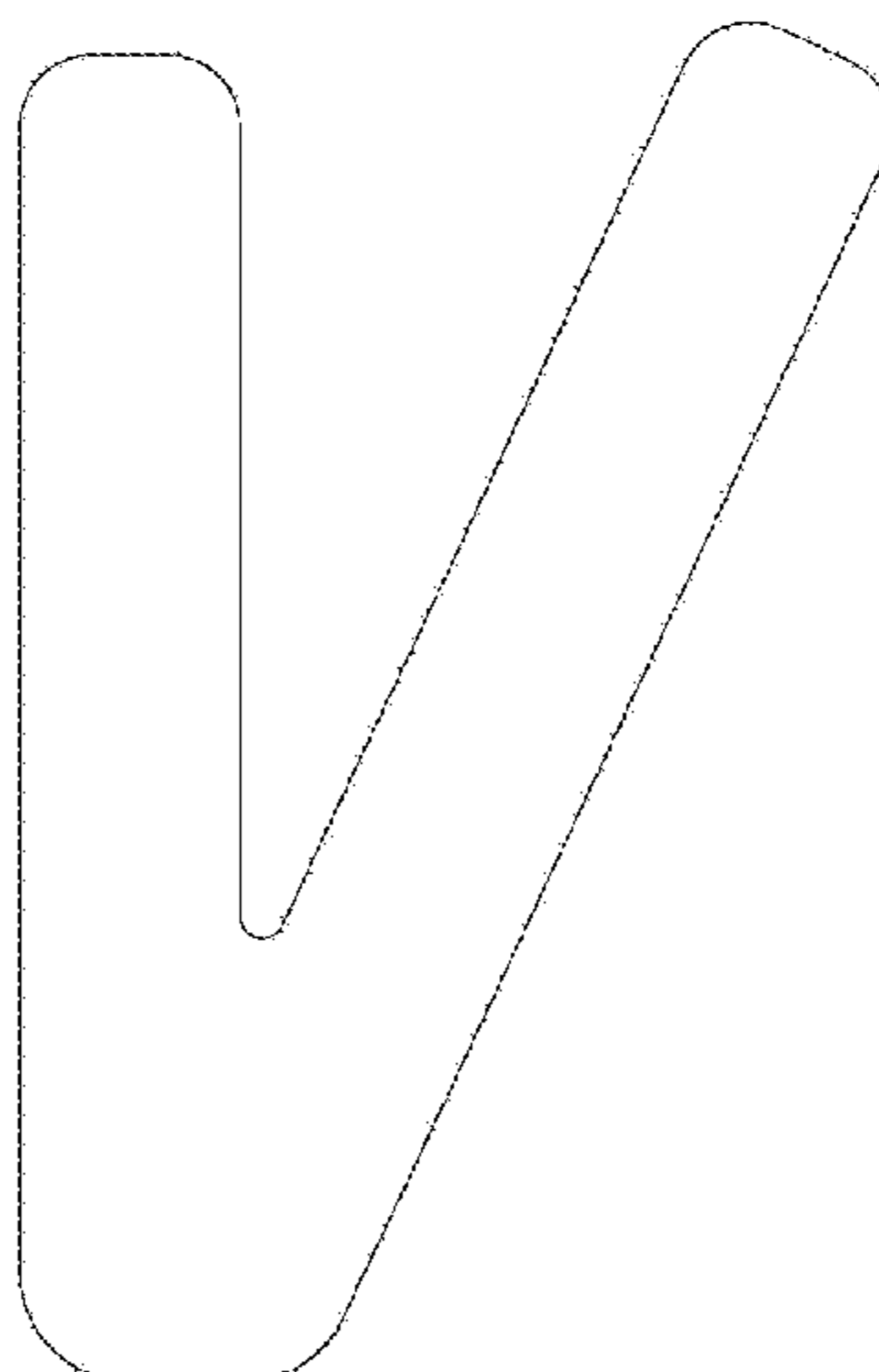
(57) **CLAIM**

An ornamental design for an adhesive rotator cuff brace, as shown and described.

DESCRIPTION

FIG. 1 is a top view of the adhesive rotator cuff brace showing our new design; and,
FIG. 2 is a perspective view thereof.
The broken lines shown in the drawings are for illustrative purposes only and form no part of the claimed invention.

1 Claim, 2 Drawing Sheets



US D612,507 S

Page 2

U.S. PATENT DOCUMENTS

D511,573 S *	11/2005	Mueller et al.	D24/189	D574,085 S *	7/2008	Lucchetti	D24/190
7,004,917 B2 *	2/2006	Henderson et al.	602/5	D575,874 S *	8/2008	Ormsby	D24/189
D519,239 S *	4/2006	Katagiri	D28/4	D580,064 S *	11/2008	Lin et al.	D24/190
D524,946 S *	7/2006	Shaw et al.	D24/189	D580,555 S *	11/2008	Lin et al.	D24/190
D527,824 S *	9/2006	Mueller et al.	D24/189	D580,593 S *	11/2008	Huntington	D28/4
D544,607 S *	6/2007	Henry et al.	D24/189	2005/0197608 A1 *	9/2005	Taylor et al.	602/21
D545,972 S *	7/2007	Wieringa et al.	D24/190	2005/0197609 A1 *	9/2005	Mills	602/21
D557,424 S *	12/2007	Knight	D24/189	2005/0228323 A1 *	10/2005	Tornai	602/5
D571,923 S *	6/2008	Roberts	D24/192	2008/0319360 A1 *	12/2008	Zukowski	602/2

* cited by examiner

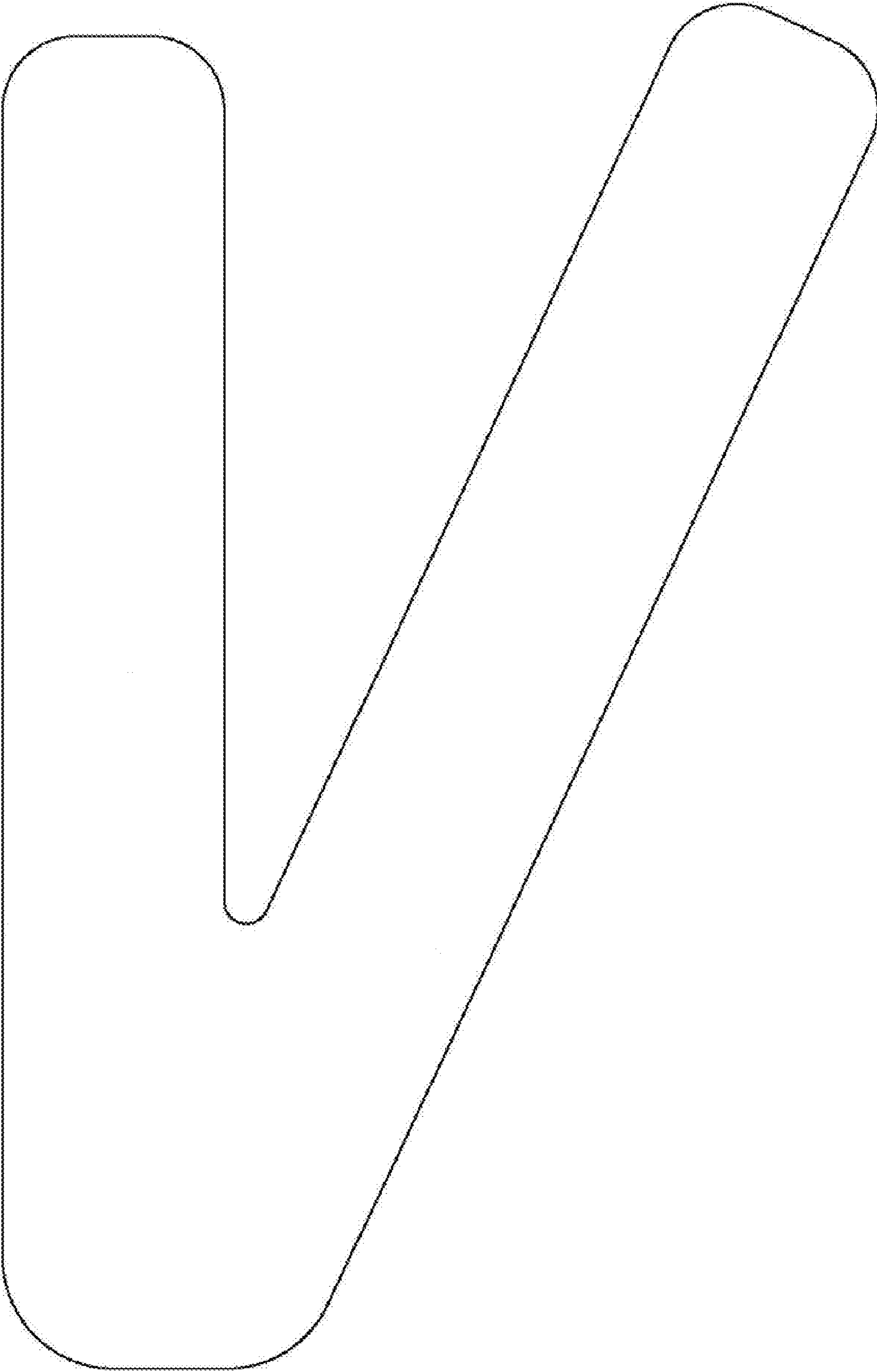


FIG. 1

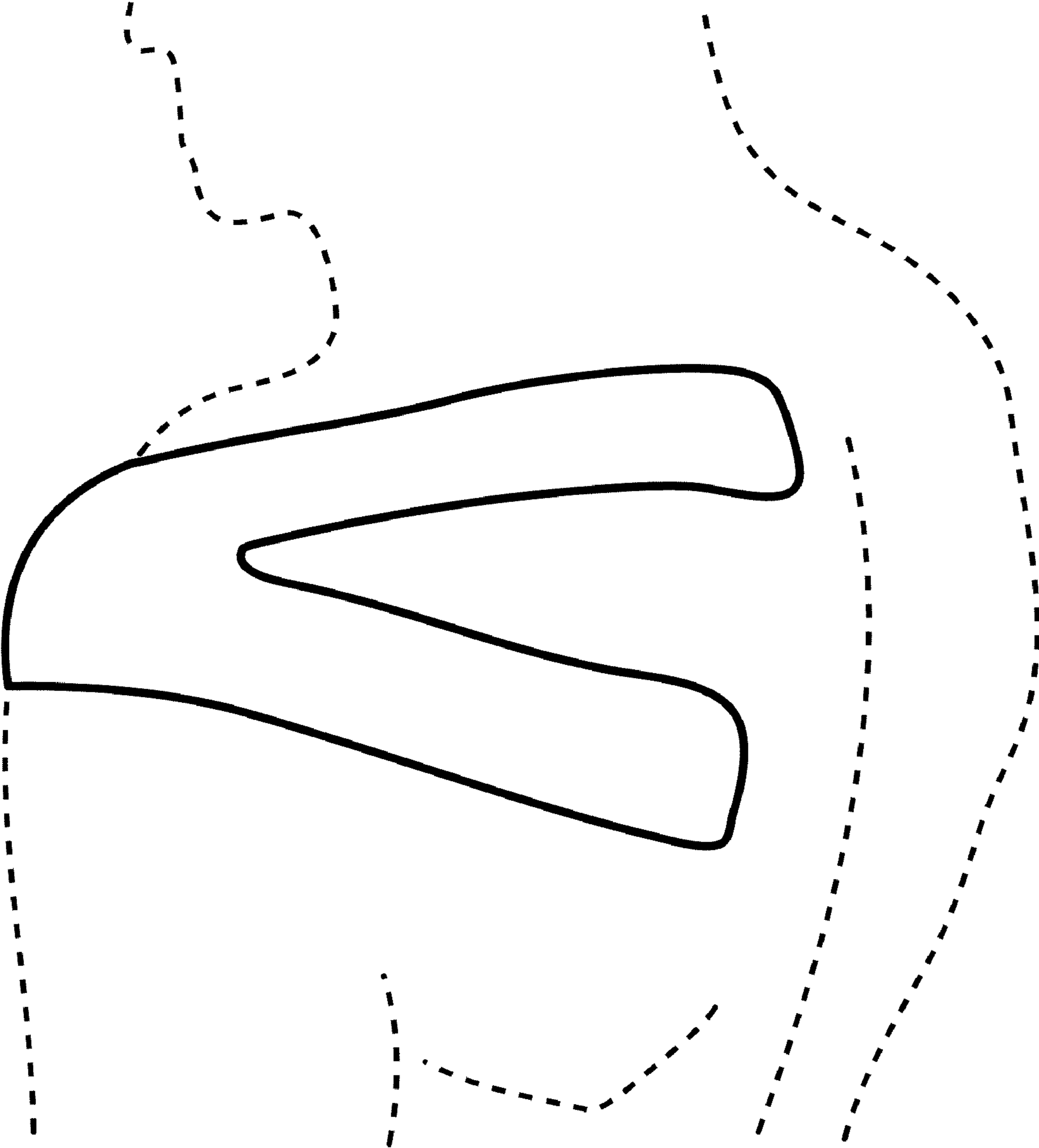


FIG. 2