



US00D612506S

(12) **United States Design Patent**
Arbesman et al.

(10) **Patent No.:** **US D612,506 S**
(45) **Date of Patent:** **** Mar. 23, 2010**

(54) **ADHESIVE GROIN SUPPORT BRACE**

(76) Inventors: **Ray Arbesman**, 42 Burton Road,
Toronto, ON (CA) M5P 1V2; **Kevin**
Jardine, 505 Eglinton Avenue West,
Suite 302, Toronto, ON (CA) M5N 1B1

(**) Term: **14 Years**

(21) Appl. No.: **29/332,060**

(22) Filed: **Feb. 6, 2009**

(30) **Foreign Application Priority Data**

Aug. 6, 2008 (CA) 127344

(51) **LOC (9) Cl.** **24-04**

(52) **U.S. Cl.** **D24/190**

(58) **Field of Classification Search** D24/189-192,
D24/206; D29/100, 101.3, 120.1; D2/627,
D2/702; 602/1-2, 4-8, 19-20, 26, 41, 54,
602/60-63, 65; 128/100.1, 876, 892, 894;
2/24, 162, 455; 219/211, 527, 544, 549
See application file for complete search history.

(56) **References Cited**

U.S. PATENT DOCUMENTS

D242,955	S *	1/1977	Arluck	D24/190
4,748,976	A *	6/1988	Cali	604/289
4,823,789	A *	4/1989	Beisang, III	128/207.18
D307,184	S *	4/1990	McConnell	D24/190
D355,489	S *	2/1995	Almond	D24/189
5,409,451	A *	4/1995	Daneman	602/21
D365,194	S *	12/1995	Vargo	D2/853
5,513,658	A *	5/1996	Goseki	128/882
5,514,081	A *	5/1996	Mann	602/20
D385,356	S *	10/1997	Fabricant	D24/189
5,711,312	A *	1/1998	Staudinger	128/845
D393,073	S *	3/1998	Downing et al.	D24/190
D397,222	S *	8/1998	Humensky	D24/190
D424,699	S *	5/2000	Allen	D24/189
D446,913	S *	8/2001	Holden	D2/916
D448,850	S *	10/2001	Fabricant	D24/189
D452,325	S *	12/2001	Henderson	D24/190
D454,956	S *	3/2002	Visintainer	D24/189

D455,002	S *	4/2002	Holden	D2/916
D468,019	S *	12/2002	Slutterback	D24/190
D473,947	S *	4/2003	Jacobson	D24/189
D480,811	S *	10/2003	Horhota et al.	D24/189
D481,131	S *	10/2003	Saim et al.	D24/189
D484,985	S *	1/2004	Takizawa et al.	D24/206
D492,411	S *	6/2004	Bierman	D24/128
D495,419	S *	8/2004	Dunshee	D24/189
6,887,213	B2 *	5/2005	Smits	602/27
6,929,613	B2 *	8/2005	Henderson et al.	602/5
D511,573	S *	11/2005	Mueller et al.	D24/189
7,004,917	B2 *	2/2006	Henderson et al.	602/5
D519,239	S *	4/2006	Katagiri	D28/4
D524,946	S *	7/2006	Shaw et al.	D24/189
D527,824	S *	9/2006	Mueller et al.	D24/189
D544,607	S *	6/2007	Henry et al.	D24/189
D545,972	S *	7/2007	Wieringa et al.	D24/190
D557,424	S *	12/2007	Knight	D24/189
D571,923	S *	6/2008	Roberts	D24/192

(Continued)

OTHER PUBLICATIONS

Kenzo Kase, Jim Wallis, and Tsuyoshi Kase, 2nd Edition, 2003, 4
Pages (Cover Page, p. 4, pp. 141-142).

Primary Examiner—T. Chase Nelson
Assistant Examiner—Michelle E Wilson
(74) *Attorney, Agent, or Firm*—Patterson & Sheridan, LLP

(57) **CLAIM**

An ornamental design for an adhesive groin support brace, as
shown and described.

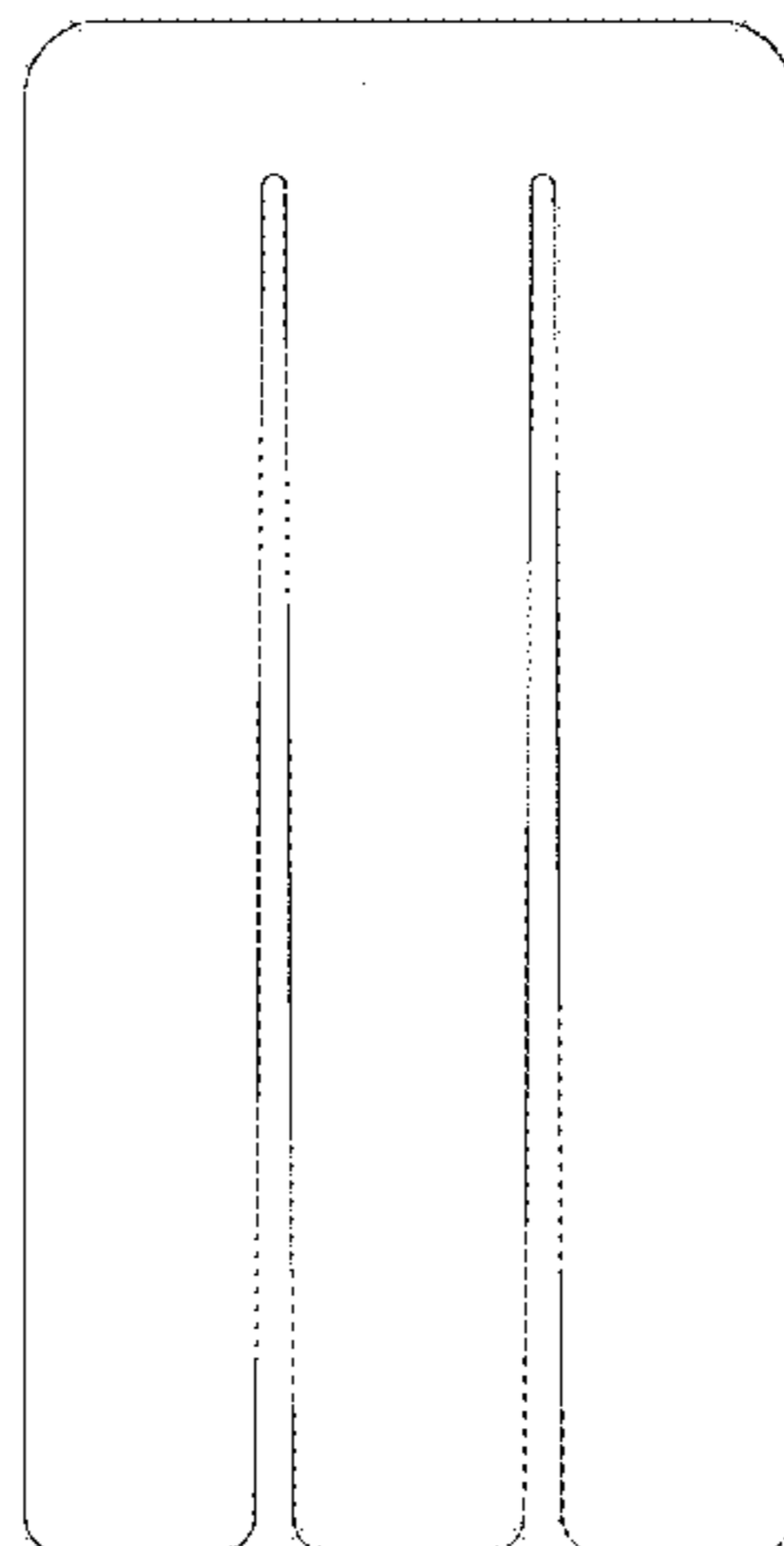
DESCRIPTION

FIG. 1 is a top view of the adhesive groin support brace
showing our new design; and,

FIG. 2 is a perspective view thereof.

The broken lines shown in the drawings are for illustrative
purposes only and form no part of the claimed invention.

1 Claim, 2 Drawing Sheets



US D612,506 S

Page 2

U.S. PATENT DOCUMENTS

D574,085 S *	7/2008	Lucchetti	D24/190	D580,593 S *	11/2008	Hintington	D28/4
D575,874 S *	8/2008	Ormsby	D24/189	2005/0197608 A1 *	9/2005	Taylor et al.	602/21
D580,064 S *	11/2008	Lin et al.	D24/190	2005/0197609 A1 *	9/2005	Mills	602/21
D580,555 S *	11/2008	Lin et al.	D24/190	2005/0228323 A1 *	10/2005	Tornai	602/5
				2008/0319360 A1 *	12/2008	Zukowski	602/2

* cited by examiner

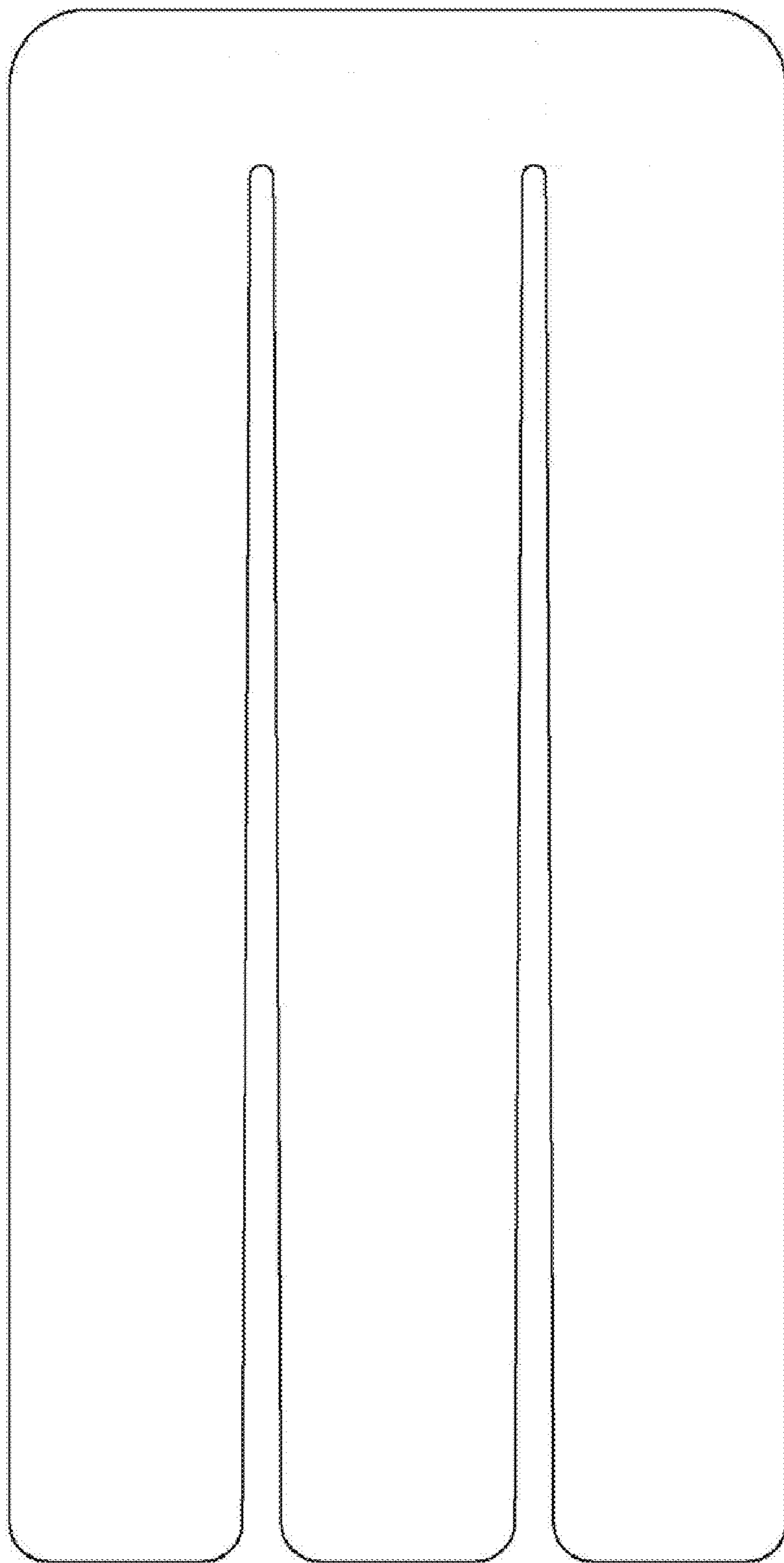


FIG. 1

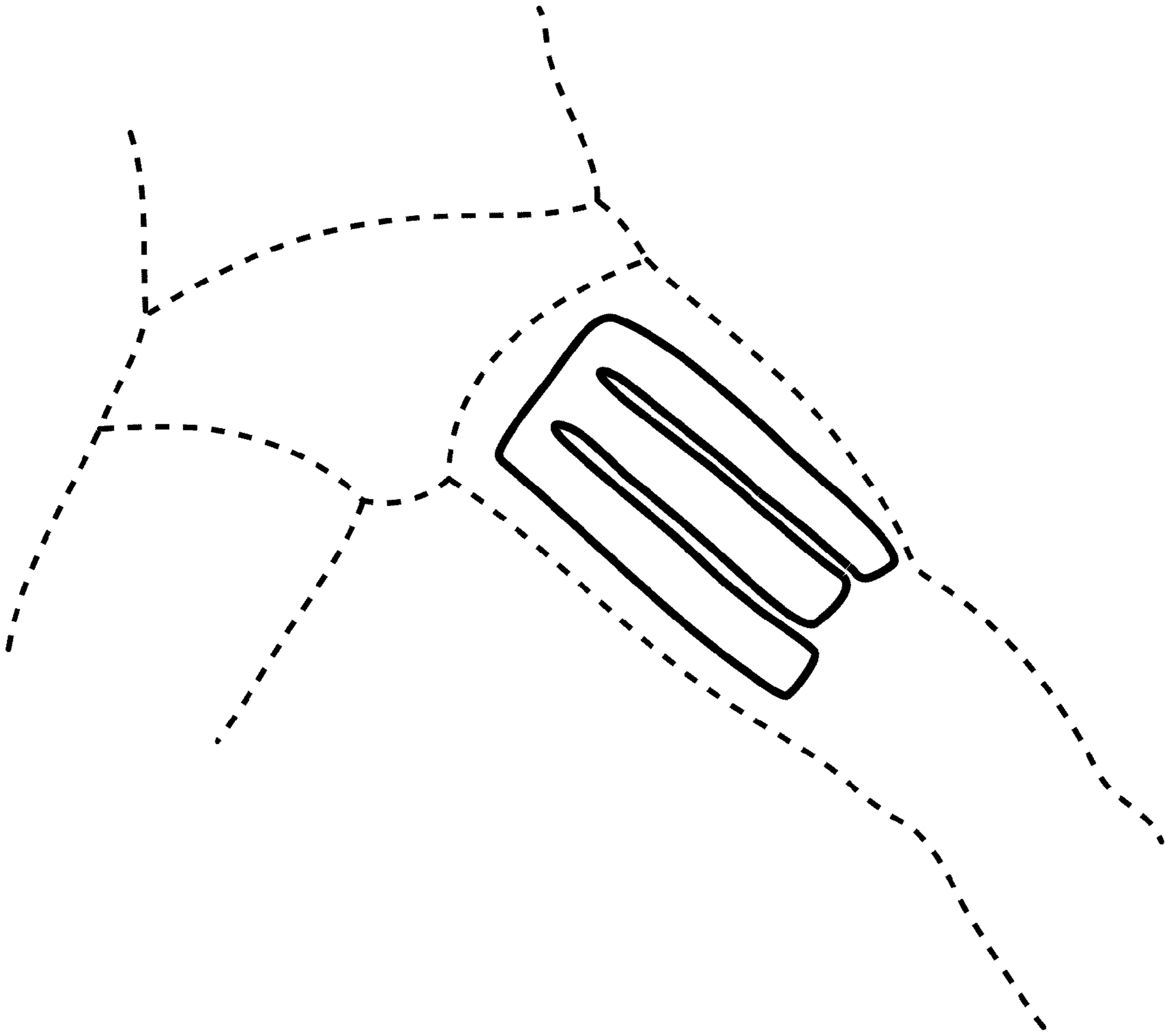


FIG. 2