



US00D612471S

(12) **United States Design Patent**
Zlotnik et al.

(10) **Patent No.:** **US D612,471 S**
(45) **Date of Patent:** **** Mar. 23, 2010**

(54) **VAPORIZER FOR AN AROMATIC ODOR NEUTRALIZER**

(57) **CLAIM**

The ornamental design for a vaporizer for an aromatic odor neutralizer, as shown and described.

(75) Inventors: **Arnold H. Zlotnik**, Pittsburgh, PA (US);
Raymond Czapko, Pittsburgh, PA (US);
Eric R. Colburn, Wexford, PA (US);
Anthony D. Shoemaker, Pittsburgh, PA (US)

DESCRIPTION

(73) Assignee: **PESTCO, Inc.**, Pittsburgh, PA (US)

FIG. 1 is a perspective view showing a top, right side and front of a vaporizer for an aromatic odor neutralizer having a vaporizer frame and vaporizer insert, according to a first embodiment of our design;

(**) Term: **14 Years**

FIG. 2 is a front view of the vaporizer for an aromatic odor neutralizer shown in FIG. 1;

(21) Appl. No.: **29/310,834**

FIG. 3 is a right side view of the vaporizer for an aromatic odor neutralizer shown in FIG. 1 the opposite side being a mirror image of that shown;

(22) Filed: **Sep. 12, 2008**

Related U.S. Application Data

(62) Division of application No. 29/288,033, filed on May 25, 2007, now Pat. No. Des. 577,111.

FIG. 4 is a rear view of the vaporizer for an aromatic odor neutralizer shown in FIG. 1;

(51) **LOC (9) Cl.** **28-99**

(52) **U.S. Cl.** **D23/366**

(58) **Field of Classification Search** D23/355-369;
261/DIG. 17, DIG. 42, DIG. 65, DIG. 88,
261/DIG. 89; 239/34, 35, 37, 44, 53, 56,
239/57, 60, 136, 326; 392/386, 390, 394,
392/395; D28/5, 6

FIG. 5 is a perspective view showing a top, right side and front of a vaporizer for an aromatic odor neutralizer having a vaporizer frame and vaporizer insert, according to a second embodiment of our design;

See application file for complete search history.

FIG. 6 is a front view of the vaporizer for an aromatic odor neutralizer shown in FIG. 5;

(56) **References Cited**

U.S. PATENT DOCUMENTS

| | | | | |
|-----------|-----|---------|-----------------|---------|
| 2,247,600 | A * | 7/1941 | Brennan et al. | 239/57 |
| 2,438,129 | A * | 3/1948 | Rich | 239/59 |
| 2,738,225 | A * | 3/1956 | Meek | 239/55 |
| 3,910,495 | A * | 10/1975 | Cummings et al. | 239/58 |
| 4,258,874 | A * | 3/1981 | Webinger et al. | 229/120 |
| D325,965 | S * | 5/1992 | Donley et al. | D23/368 |

FIG. 7 is a right side view of the vaporizer for an aromatic odor neutralizer shown in FIG. 5 the opposite side being a mirror image of that shown; and,

FIG. 8 is a rear view of the vaporizer for an aromatic odor neutralizer shown in FIG. 5.

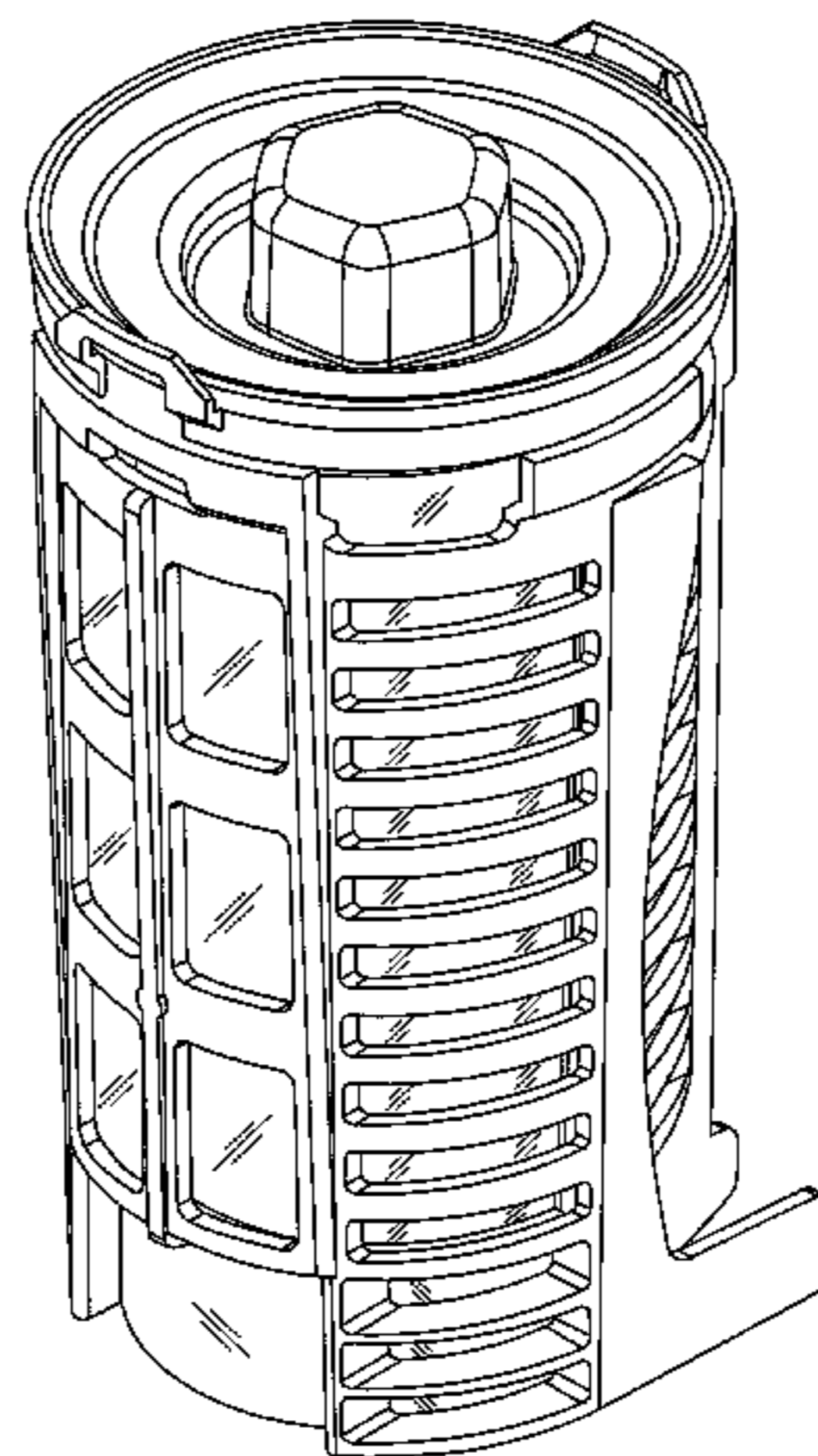
The three slanted lines wherein a long slanted line is between two short slanted lines and originating from right to left in FIGS. 1 through 8 represent the solid underlying surface of the vaporizer insert as seen through the openings in the vaporizer frame. The three slanted lines wherein a long slanted line is between two short slanted lines and originating from left to right in FIGS. 1 through 8 represent solid surfaces of the vaporizer frame.

(Continued)

Primary Examiner—Sandra Snapp

(74) Attorney, Agent, or Firm—Clifford A. Poff; Suzanne Kikel

1 Claim, 8 Drawing Sheets



US D612,471 S

Page 2

U.S. PATENT DOCUMENTS

| | | | | | | | | | |
|---------------|---------|----------------|-------|---------|--------------|---------|----------------|-------|---------|
| 5,544,812 A * | 8/1996 | Torres | | 239/55 | D450,826 S * | 11/2001 | Song | | D23/365 |
| D380,535 S * | 7/1997 | Joergensen | | D23/365 | D474,836 S * | 5/2003 | Chang | | D23/365 |
| D403,414 S * | 12/1998 | Shelton et al. | | D23/365 | D513,314 S * | 12/2005 | Iddings et al. | | D23/365 |
| D403,416 S * | 12/1998 | Shelton et al. | | D23/365 | D527,448 S * | 8/2006 | Ku | | D23/366 |
| D437,923 S * | 2/2001 | Weick | | D23/367 | D577,111 S * | 9/2008 | Zlotnik et al. | | D23/366 |
| | | | | | D582,533 S * | 12/2008 | Bodine | | D23/366 |

* cited by examiner

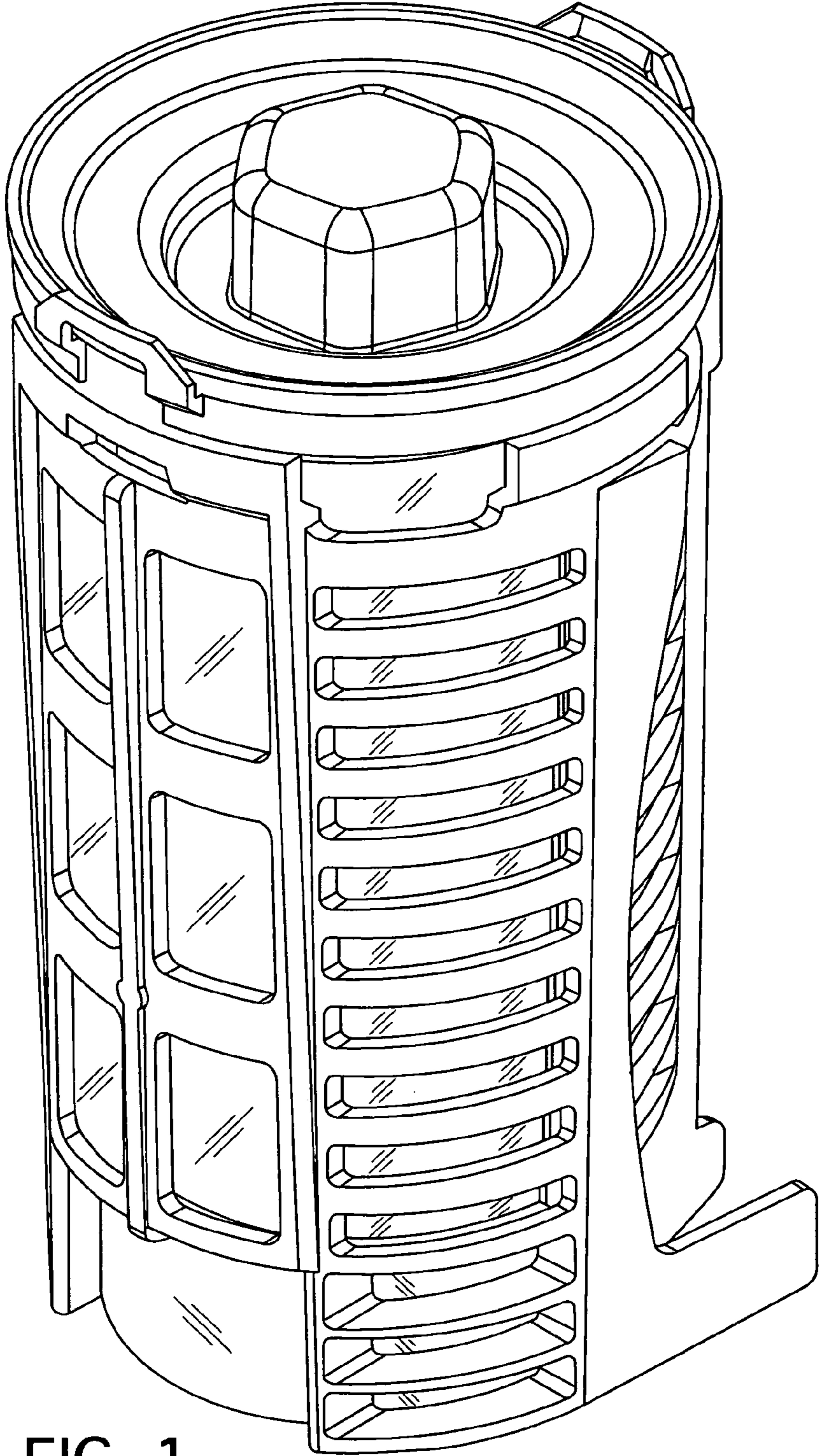


FIG. 1




FIG. 2

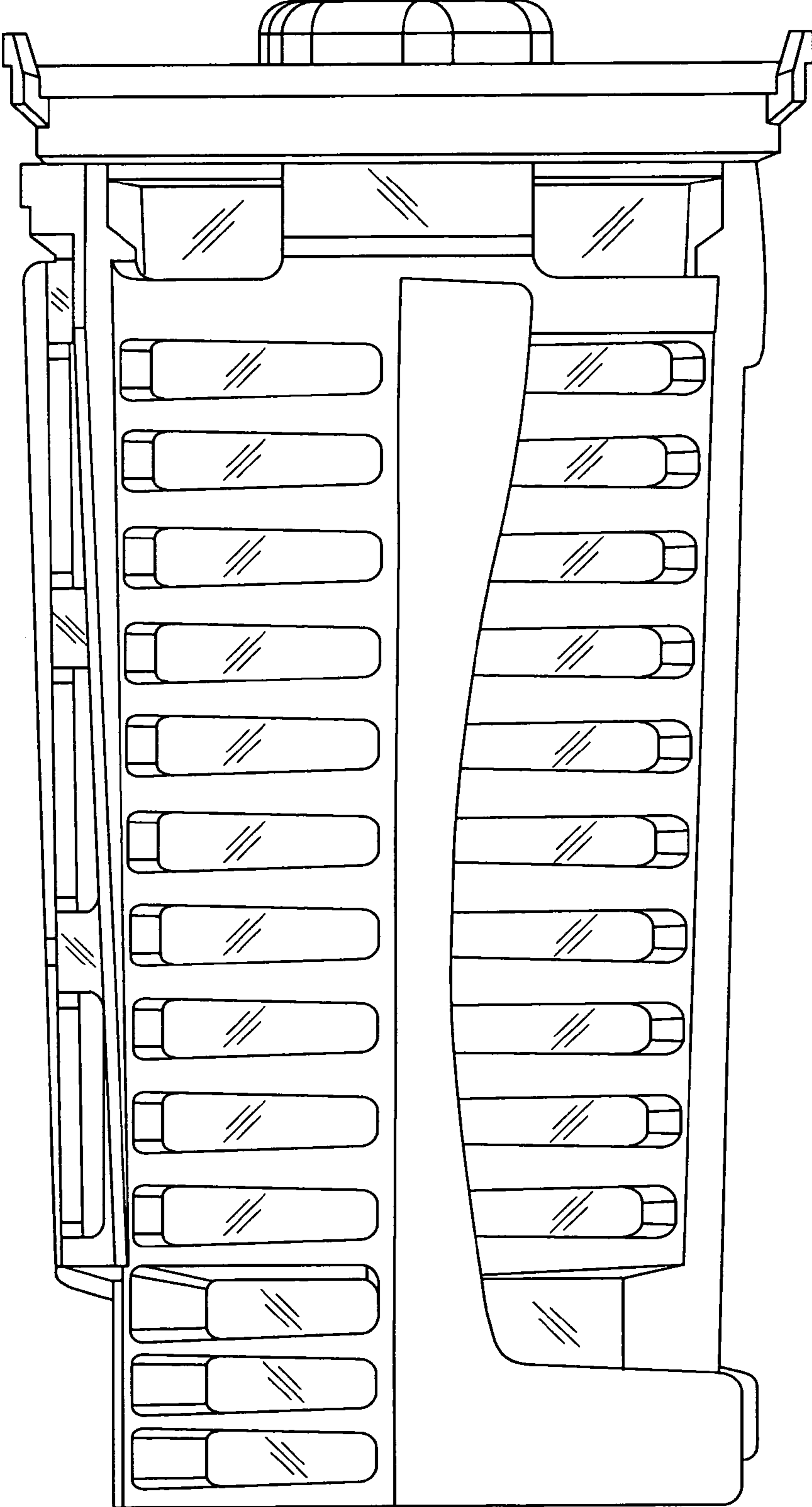


FIG. 3

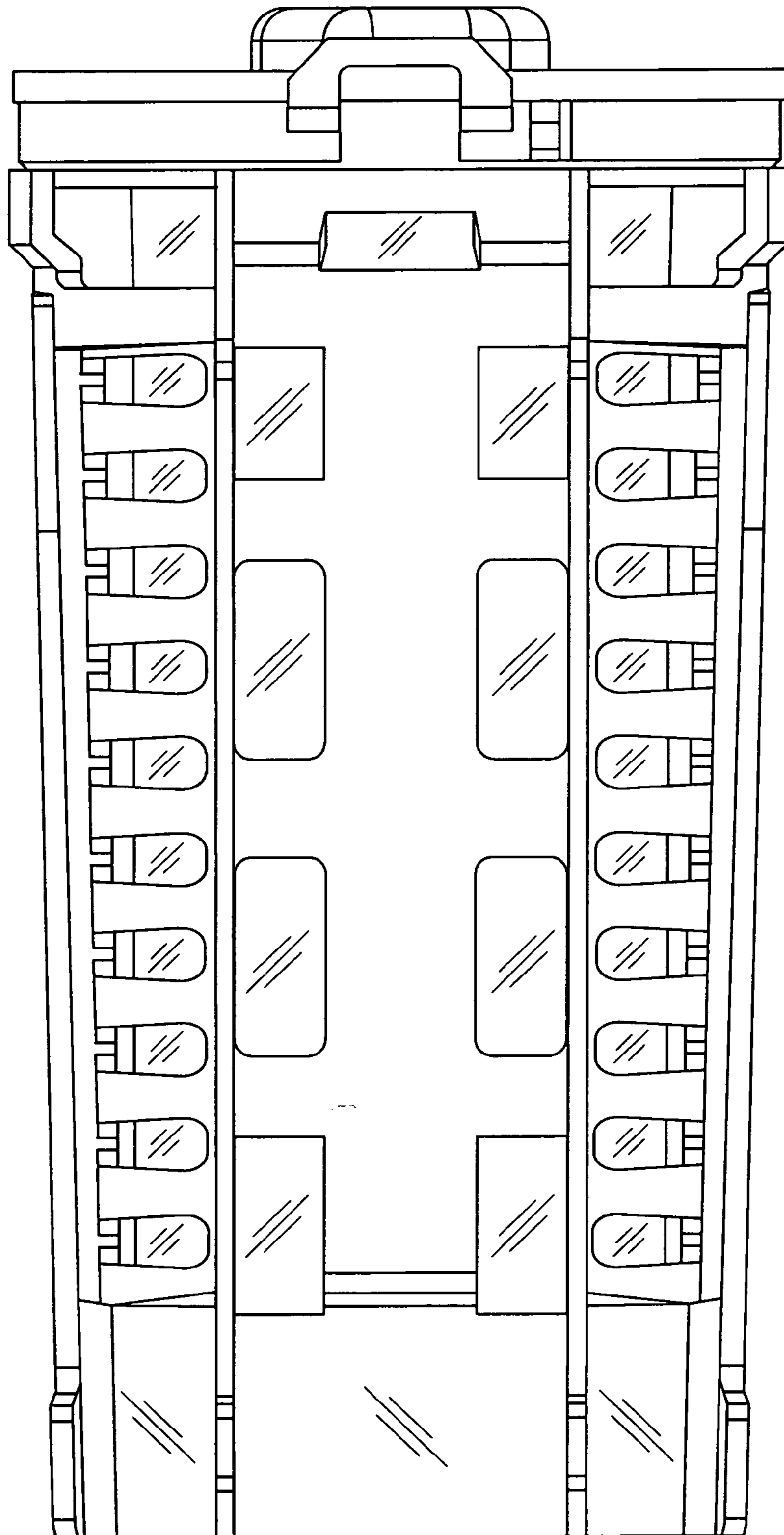


FIG. 4

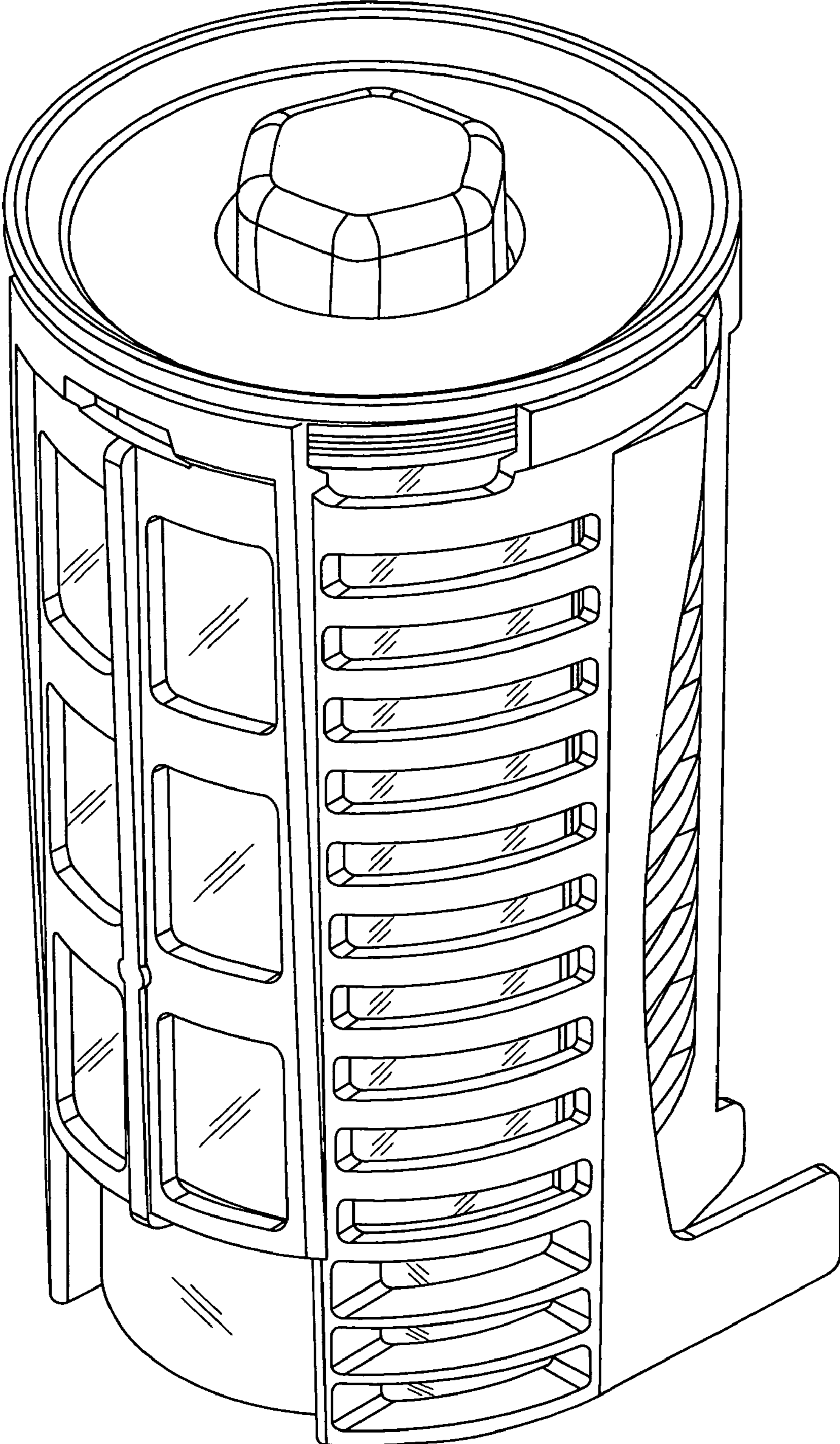


FIG. 5

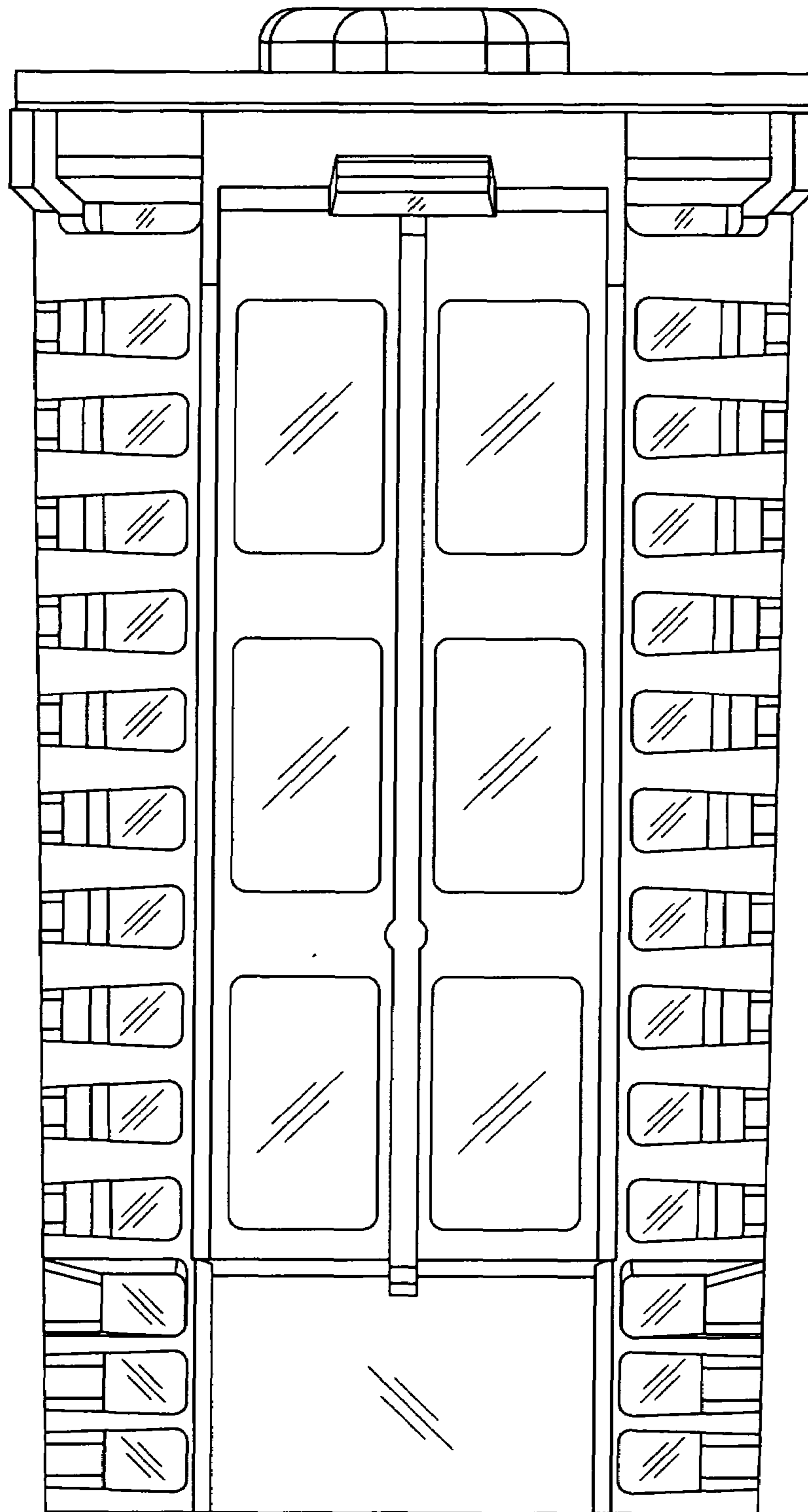


FIG. 6

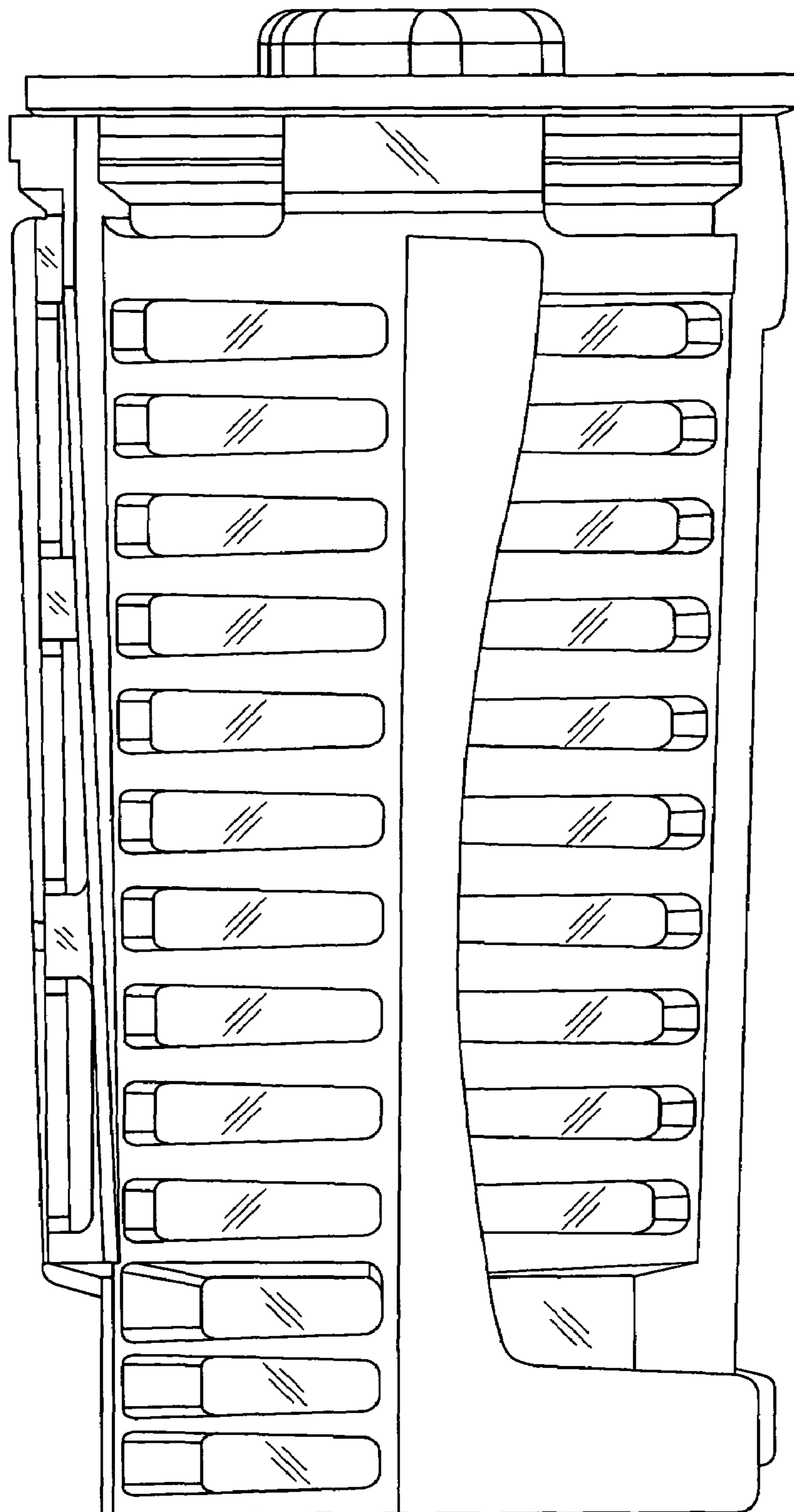


FIG. 7

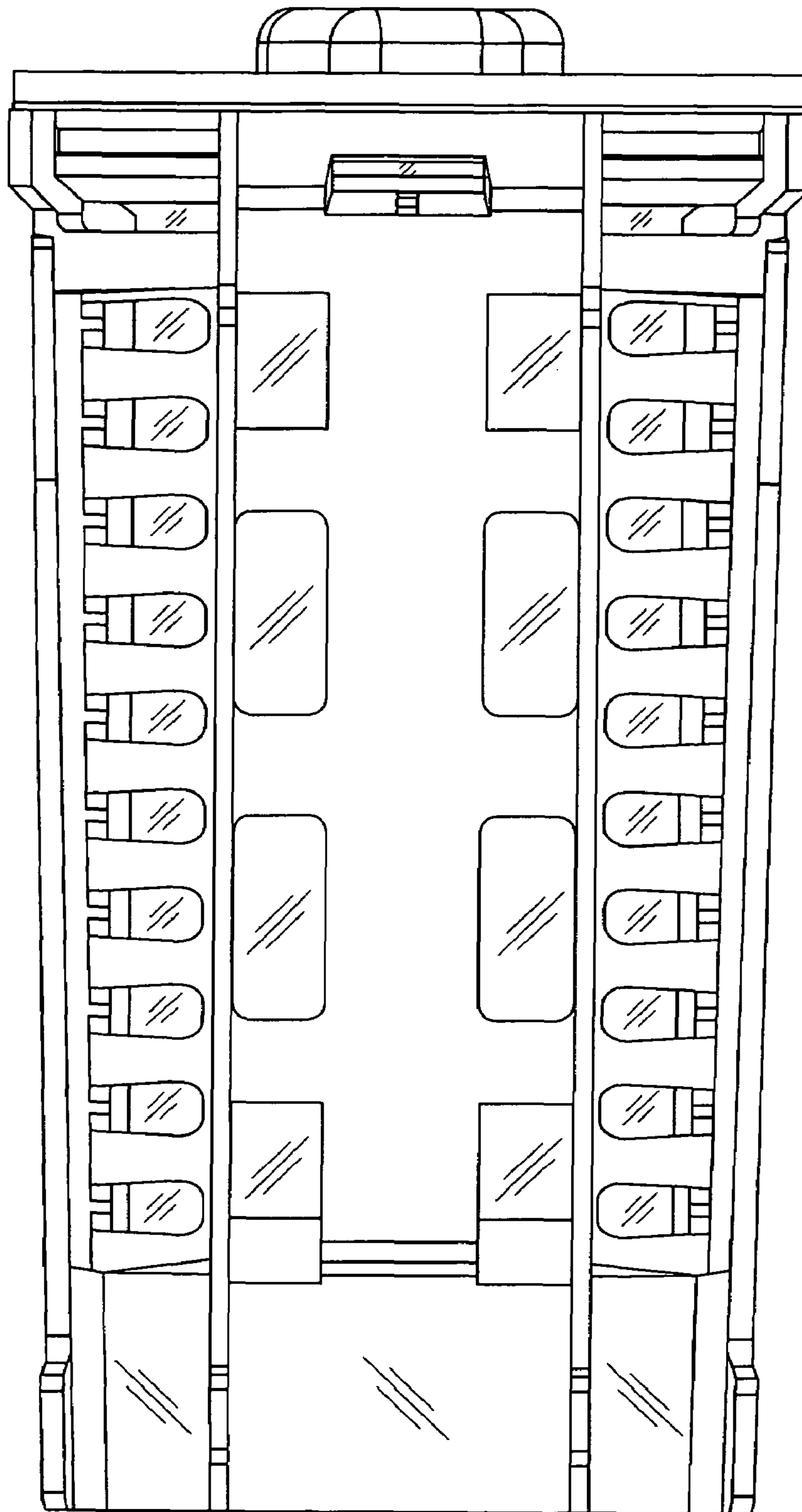


FIG. 8