



US00D612466S

(12) **United States Design Patent**
Slothower et al.

(10) **Patent No.:** **US D612,466 S**

(45) **Date of Patent:** **** Mar. 23, 2010**

(54) **LAVATORY**

(75) Inventors: **Anna-Pia Slothower**, Mill Valley, CA
(US); **Emily K. DuFour**, Sheboygan, WI
(US)

(73) Assignee: **Kohler Co.**, Kohler, WI (US)

(**) Term: **14 Years**

(21) Appl. No.: **29/336,036**

(22) Filed: **Apr. 27, 2009**

(51) **LOC (9) Cl.** **23-02**

(52) **U.S. Cl.** **D23/293.1**

(58) **Field of Classification Search** D23/284–287,
D23/290–293.1, 308; 4/619, 637, 639–640,
4/642; D7/543, 545

See application file for complete search history.

(56) **References Cited**

U.S. PATENT DOCUMENTS

3,824,636 A * 7/1974 Brown 4/619
D568,109 S * 5/2008 Weber D7/545

OTHER PUBLICATIONS

Anawalt Custom Sinks “Oriental Basin with Brass Faucet”.
HomePortfolio.com online catalog. Copyright 1997-2009
HomePortfolio Inc.
Kohler Co. “Samba”. Kohler.com online catalog.
Porcher. “Belle Terra Grande Countertop Lavatory”. HomePortfolio.
com online catalog. Copyright 1997-2009 HomePortfolio Inc.
Kohler Co. “Botanical Study”. Kohler Co. online catalog. Copyright
2009 Kohler Co.

Kohler Co. “Zanzibar design on Camber undercounter lavatory”.
Model No. K-14026-LP. Kohler Co. online catalog. Copyright 2009
Kohler Co.

* cited by examiner

Primary Examiner—Robert A Delehanty

(74) *Attorney, Agent, or Firm*—Quarles & Brady LLP

(57) **CLAIM**

The ornamental design for a lavatory, as shown and described.

DESCRIPTION

FIG. 1 is a top, right, front perspective view of a lavatory
embodying our new design;

FIG. 2 is a top plan view thereof;

FIG. 3 is a front elevational view thereof, the rear elevational
view thereof being a mirror image of the front shown;

FIG. 4 is a right side elevational view thereof, the left side
elevational view thereof being a mirror image of the right side
shown;

FIG. 5 is a bottom plan view thereof; and,

FIG. 6 is a sectional view thereof taken along line 6—6 of
FIG. 2.

The broken line representations in the figures are for the
purpose of illustration only, and form no part of the claimed
design.

In a preferred embodiment, the nature of this product is as a
plumbing fixture in the form of a lavatory which is primarily
useful for washing various items and the body parts of
humans.

1 Claim, 3 Drawing Sheets

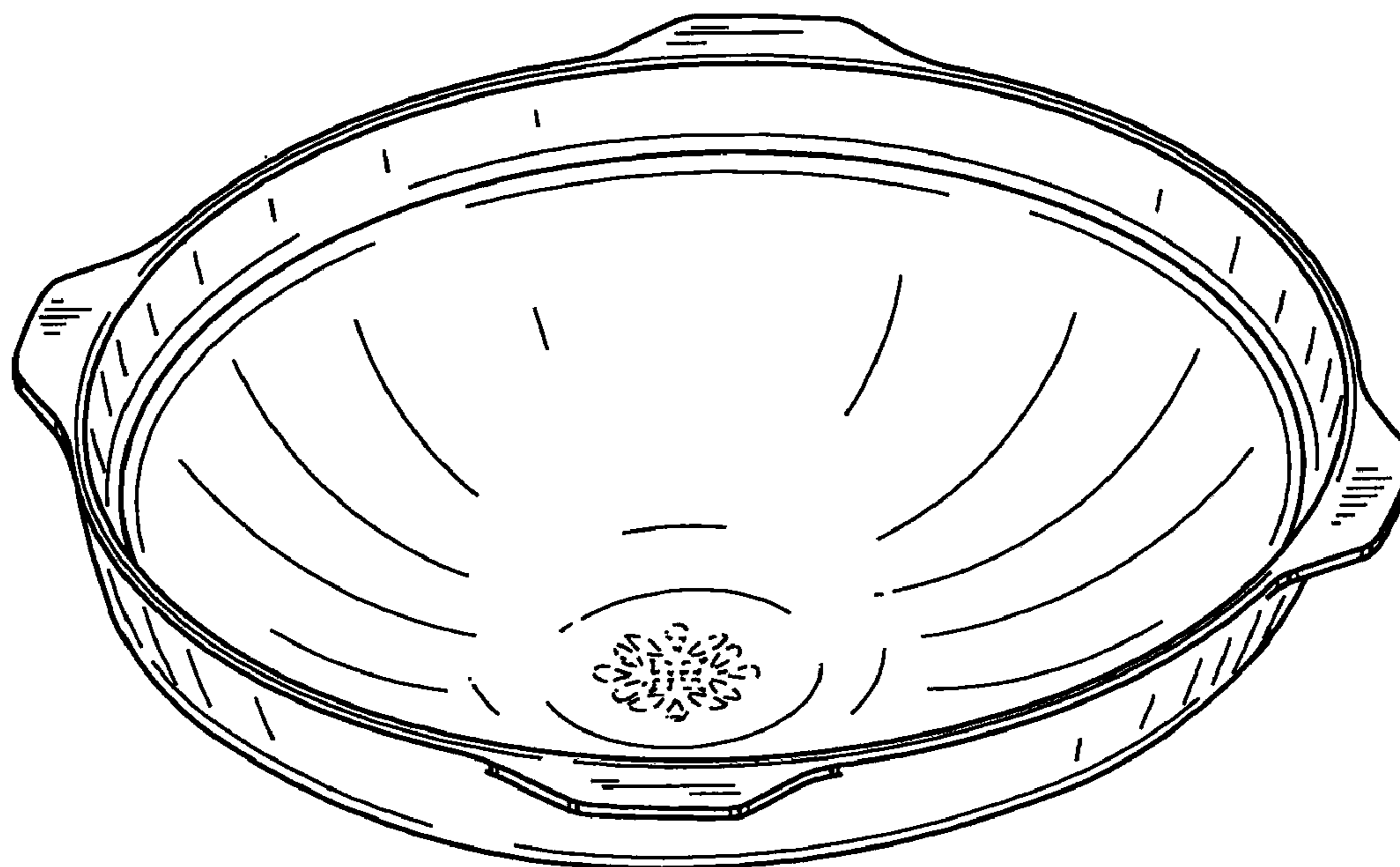


FIG. 1

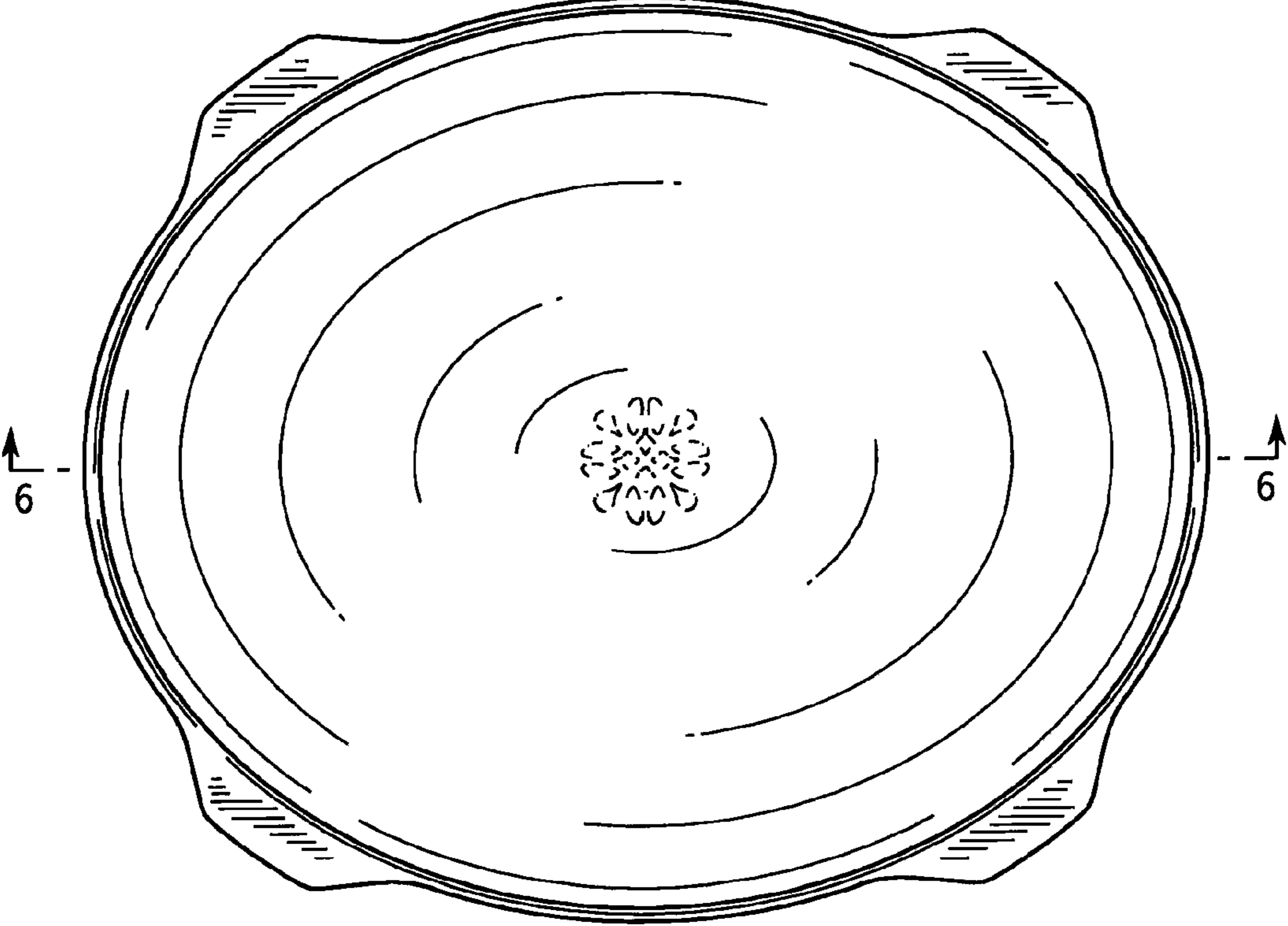
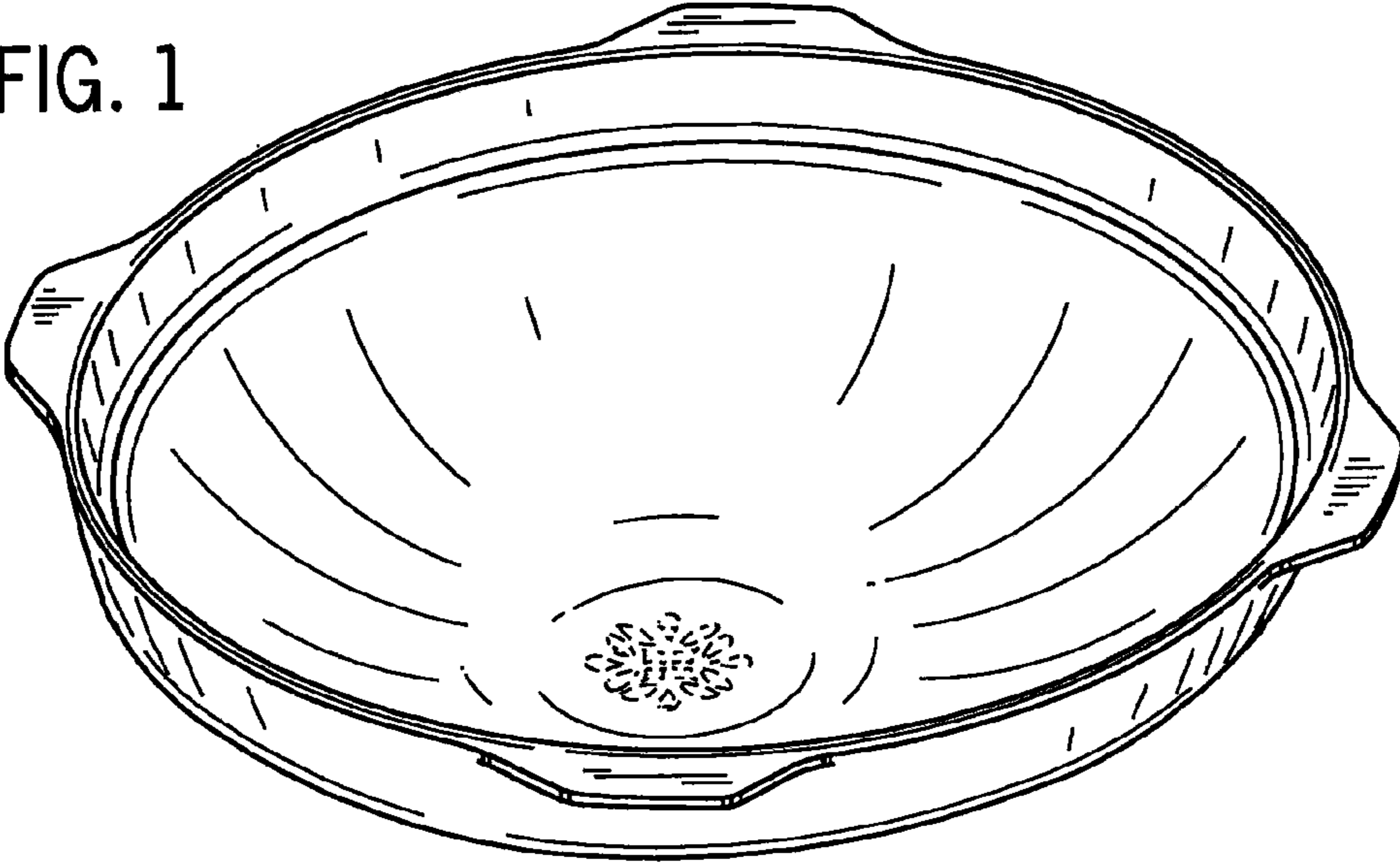


FIG. 2

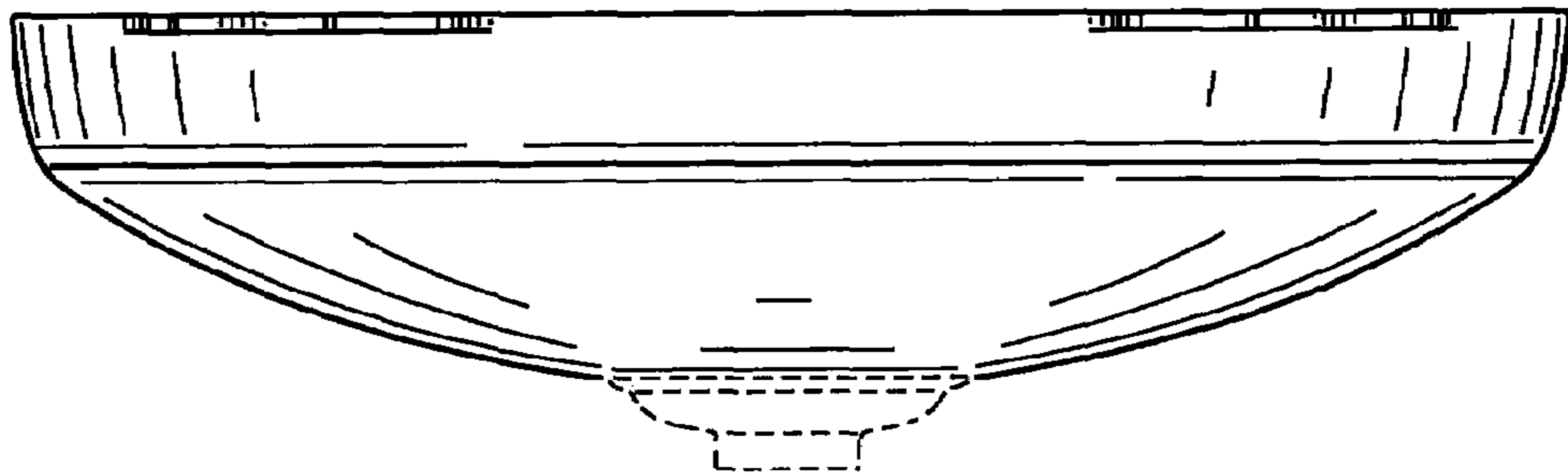


FIG. 3




FIG. 4

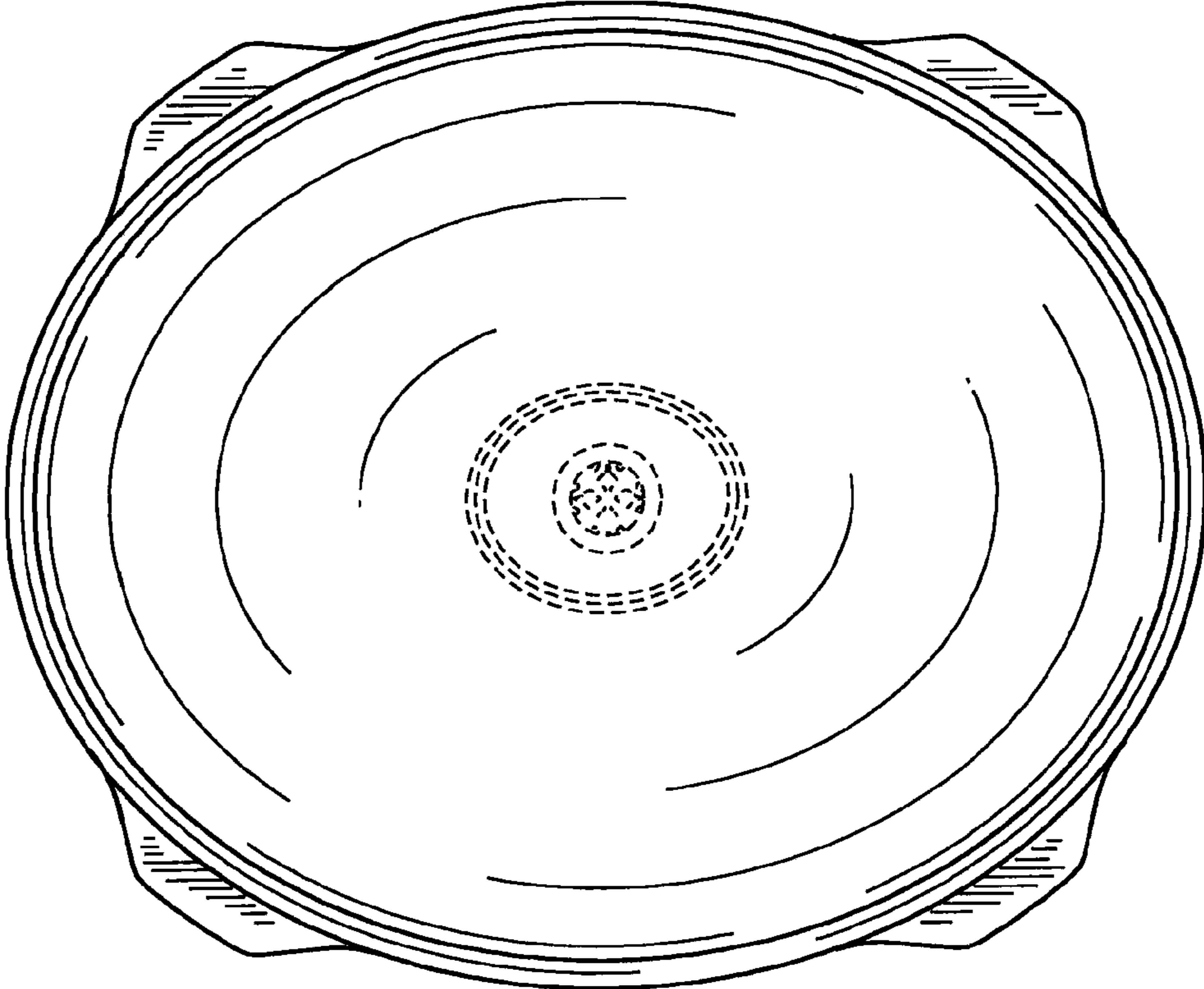


FIG. 5




FIG. 6