



US00D612436S

(12) **United States Design Patent**
Schirmer

(10) **Patent No.:** **US D612,436 S**
(45) **Date of Patent:** **** Mar. 23, 2010**

(54) **EXERCISE STRAP**

(75) Inventor: **Ginger Pomerance Schirmer**, Dallas, TX (US)

(73) Assignee: **Healthcore, Inc.**, Bedford, TX (US)

(**) Term: **14 Years**

(21) Appl. No.: **29/329,541**

(22) Filed: **Dec. 17, 2008**

(51) **LOC (9) Cl.** **21-02**

(52) **U.S. Cl.** **D21/662**

(58) **Field of Classification Search** D21/662,
D21/692, 694; 482/121, 122, 123, 124, 125,
482/148, 91; D29/100; D2/627

See application file for complete search history.

(56) **References Cited**

U.S. PATENT DOCUMENTS

5,203,754	A *	4/1993	Maclean	482/124
D350,795	S *	9/1994	Barbour	D21/692
5,362,295	A *	11/1994	Nurge	482/124
5,647,827	A *	7/1997	Gutkowski et al.	482/124
5,813,955	A *	9/1998	Gutkowski et al.	482/124
6,036,625	A *	3/2000	Woodruff	482/121

D457,688	S *	5/2002	Cordero	D29/100
D518,535	S *	4/2006	Haskell	D21/662
7,044,896	B2 *	5/2006	Hetrick	482/95
D553,353	S *	10/2007	Karadimas	D3/221

* cited by examiner

Primary Examiner—Philip S Hyder

Assistant Examiner—Susan E Krakower

(74) *Attorney, Agent, or Firm*—Haynes and Boone, LLP

(57) **CLAIM**

The ornamental design for an exercise strap, as shown and described.

DESCRIPTION

FIG. 1 is a perspective view of the exercise strap showing my new design;

FIG. 2 is an enlarged perspective view thereof;

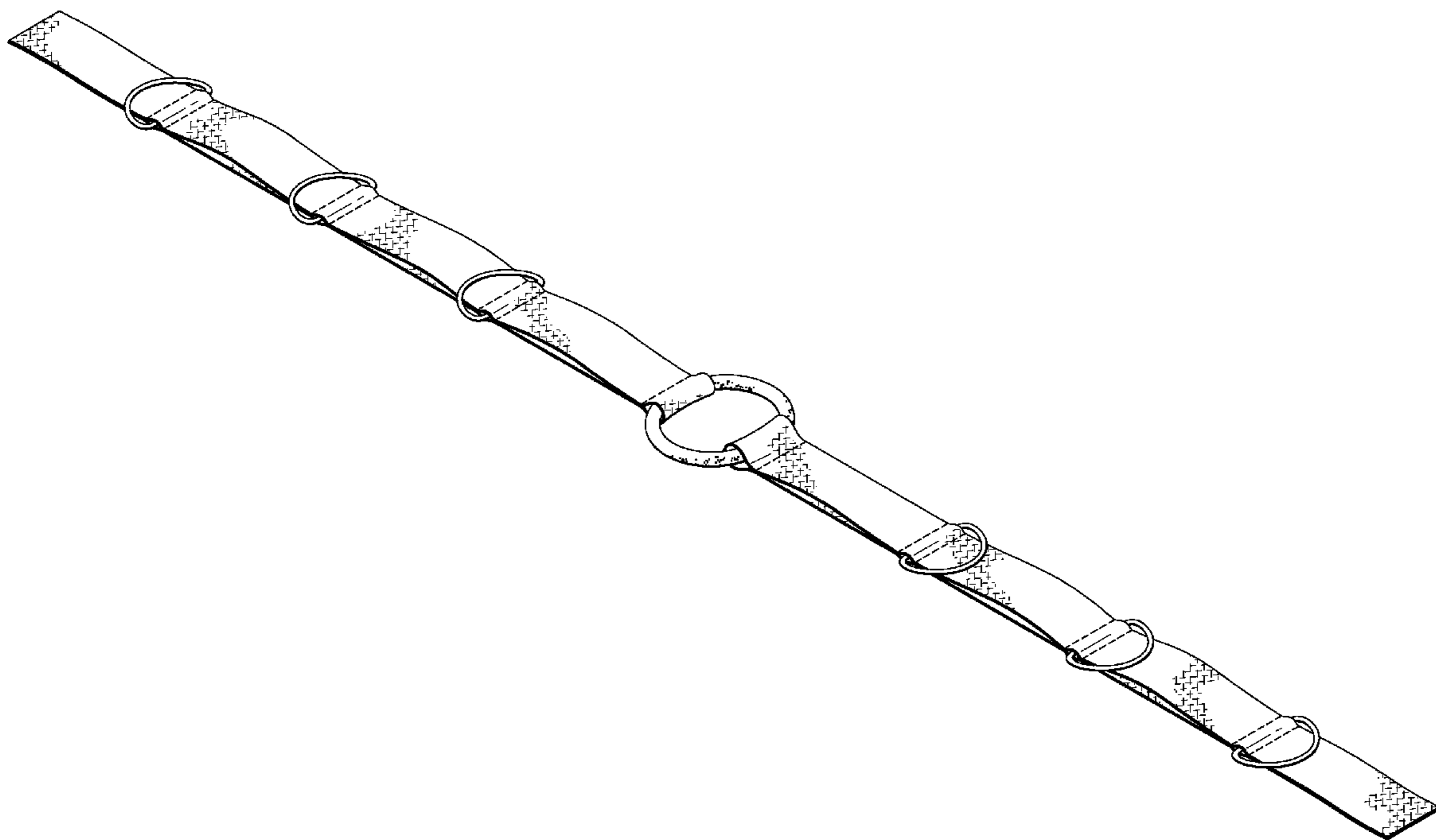
FIG. 3 is a front elevational view of a portion thereof, the rear elevational view of the portion being a mirror image;

FIG. 4 is a top plan view of the portion shown in FIG. 3; and,

FIG. 5 is a bottom plan view of the portion shown in FIG. 3.

Any broken line illustration of environmental structure in the drawings is not part of the design sought to be patented.

1 Claim, 3 Drawing Sheets



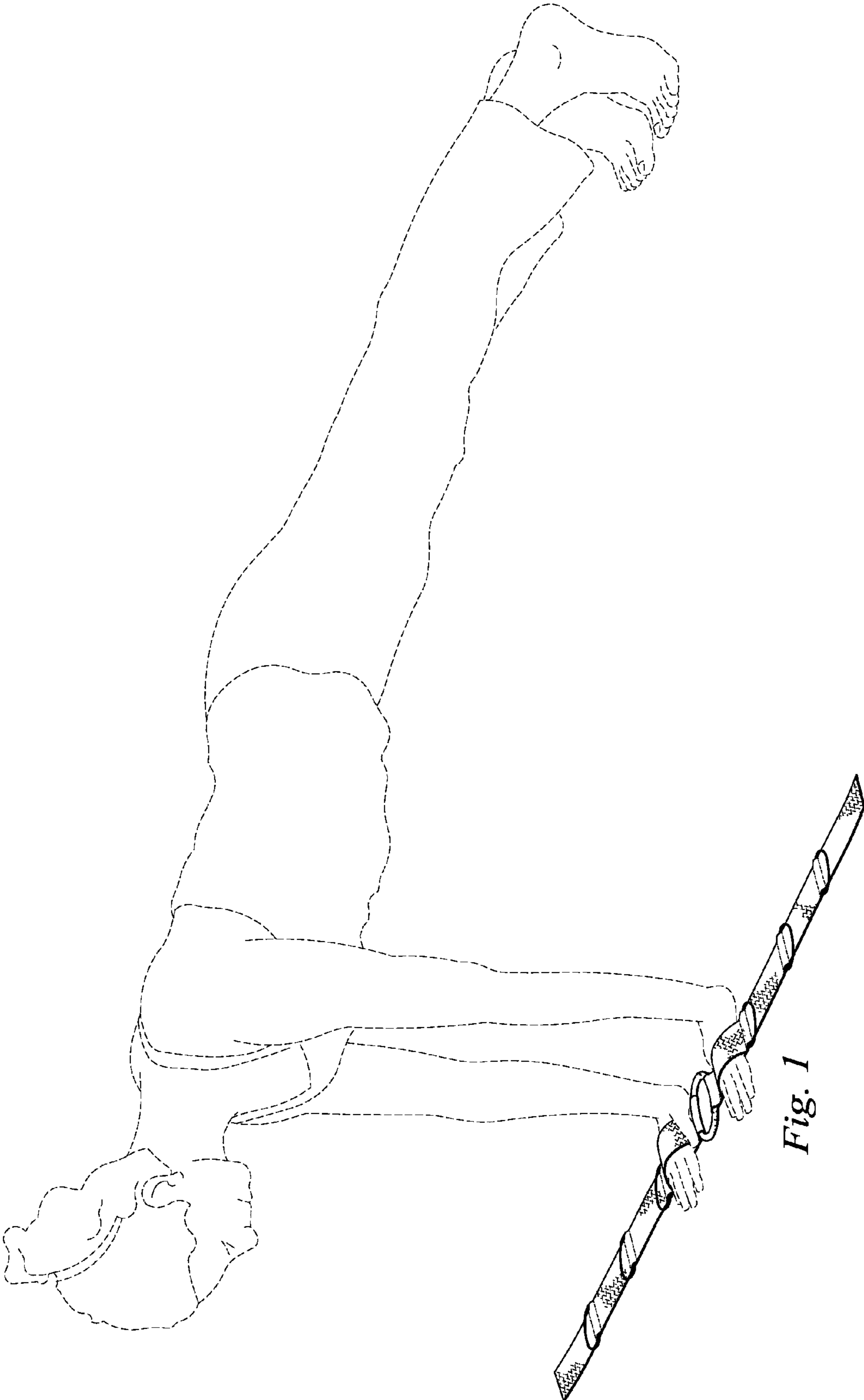


Fig. 1

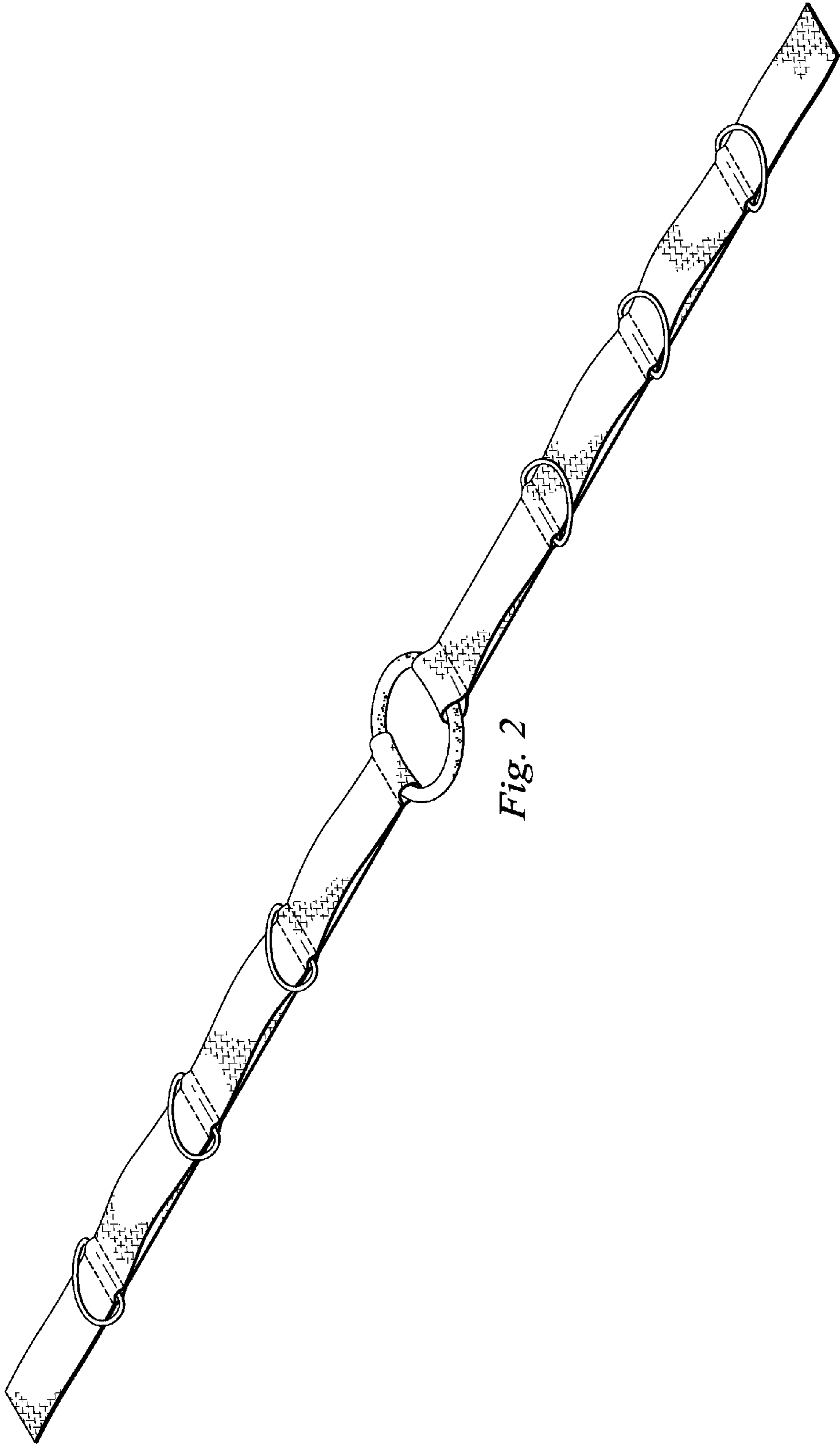


Fig. 2



Fig. 3

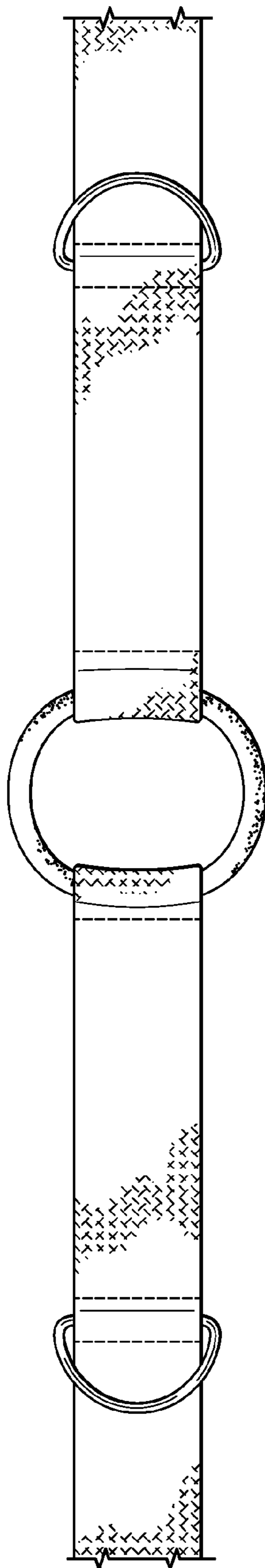


Fig. 4

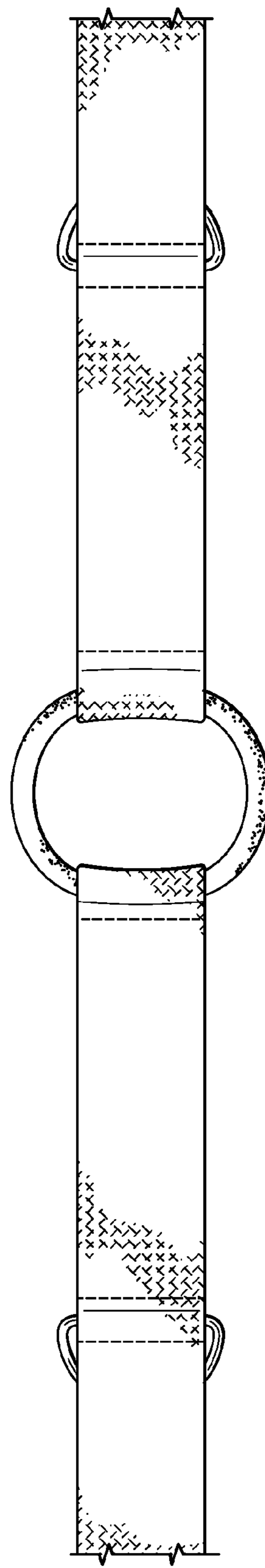


Fig. 5