



US00D612429S

(12) **United States Design Patent**  
**Hochmuth**

(10) **Patent No.:** **US D612,429 S**  
(45) **Date of Patent:** **\*\* \*Mar. 23, 2010**

(54) **LABEL DISPENSER**

D449,652 S \* 10/2001 De Regt et al. .... D19/69  
D506,224 S \* 6/2005 Farce ..... D19/69

(75) Inventor: **Elenore Hochmuth**, Tübingen (DE)

(73) Assignee: **Herma GmbH**, Filderstadt (DE)

(\*\*) Term: **14 Years**

(21) Appl. No.: **29/337,919**

(22) Filed: **Jun. 2, 2009**

(51) **LOC (9) Cl.** ..... **19-02**

(52) **U.S. Cl.** ..... **D19/67**

(58) **Field of Classification Search** ..... D19/70,  
D19/69, 36, 68; 242/588.6, 588.2; 225/77,  
225/6, 56, 39, 26, 25, 19, 11, 34; 206/411;  
156/577, 527, 523

See application file for complete search history.

(56) **References Cited**

**U.S. PATENT DOCUMENTS**

2,167,908	A *	8/1939	Richards	.....	242/588.6
2,170,147	A *	8/1939	Lane	.....	206/447
2,663,510	A	12/1953	Rogers	.....	242/55.5
3,283,886	A	11/1966	Addis et al.	.....	206/52
3,740,299	A	6/1973	Schroter et al.	.....	156/577
3,745,086	A	7/1973	Parker	.....	156/577
3,930,927	A	1/1976	Thompson et al.	.....	156/530
4,576,311	A	3/1986	Horton et al.	.....	221/73
4,704,185	A	11/1987	Fischer	.....	156/577
4,851,076	A	7/1989	Manusch	.....	156/577
D319,665	S *	9/1991	Kiyokane	.....	D19/69
D323,531	S *	1/1992	Fortune	.....	D19/69
5,380,395	A	1/1995	Uchida	.....	156/577
D361,087	S *	8/1995	van Eijben et al.	.....	D19/69
D390,874	S *	2/1998	Mandar	.....	D19/69

**FOREIGN PATENT DOCUMENTS**

DE	252 426	7/1910
DE	43 40 432 A	6/1994
DE	M 95 02360.7	9/1995
DE	295 19 128 U	5/1996
DE	196 05 811 A	10/1996
DE	M 96 08092.2	3/1997
EP	0 267 396	5/1988
EP	0 380 978	8/1990
WO	90-08726	8/1990

\* cited by examiner

*Primary Examiner*—Cathron C Brooks  
*Assistant Examiner*—Austin Murphy  
(74) *Attorney, Agent, or Firm*—Milton Oliver

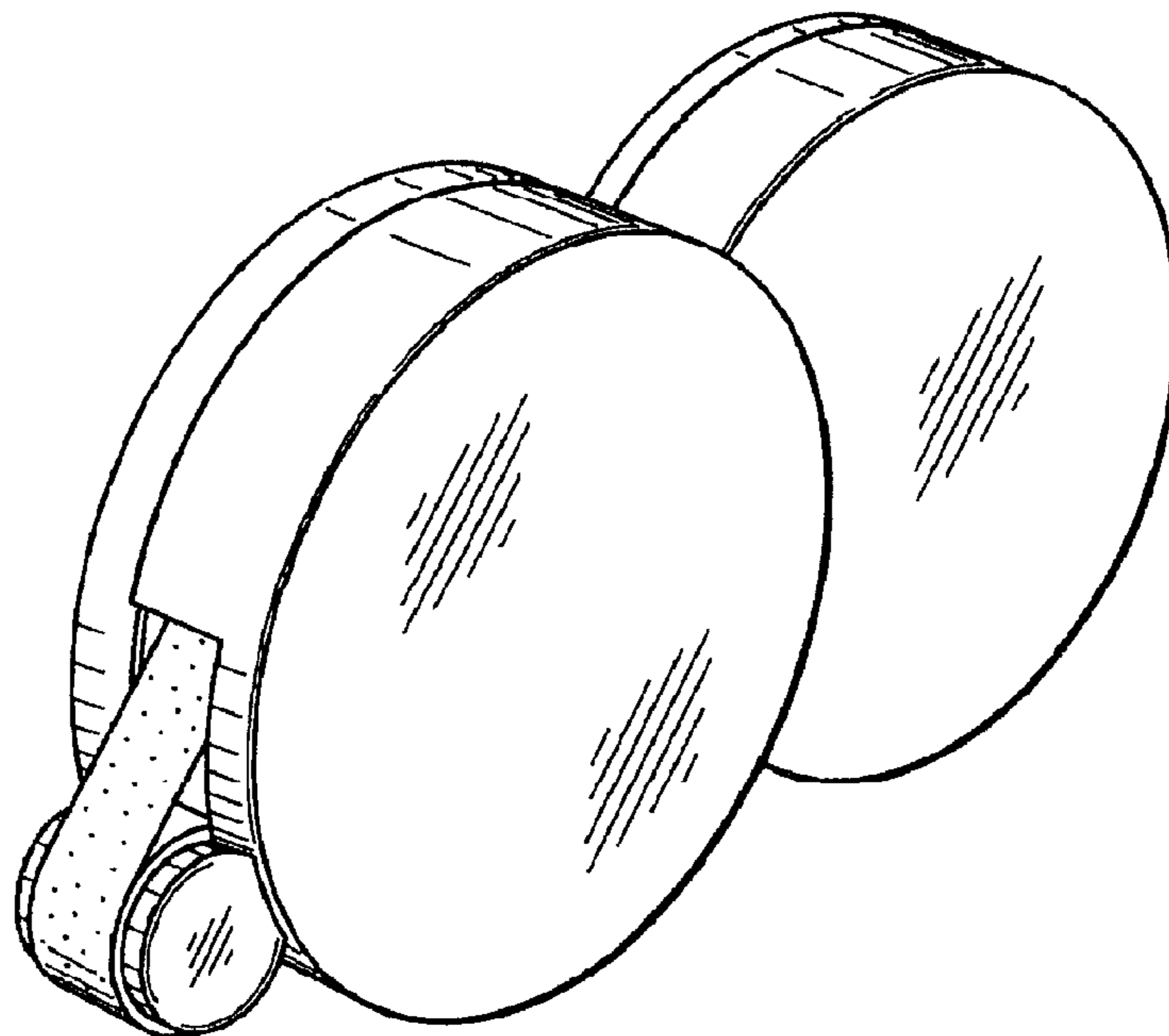
(57) **CLAIM**

The ornamental design for a label dispenser, as shown and described.

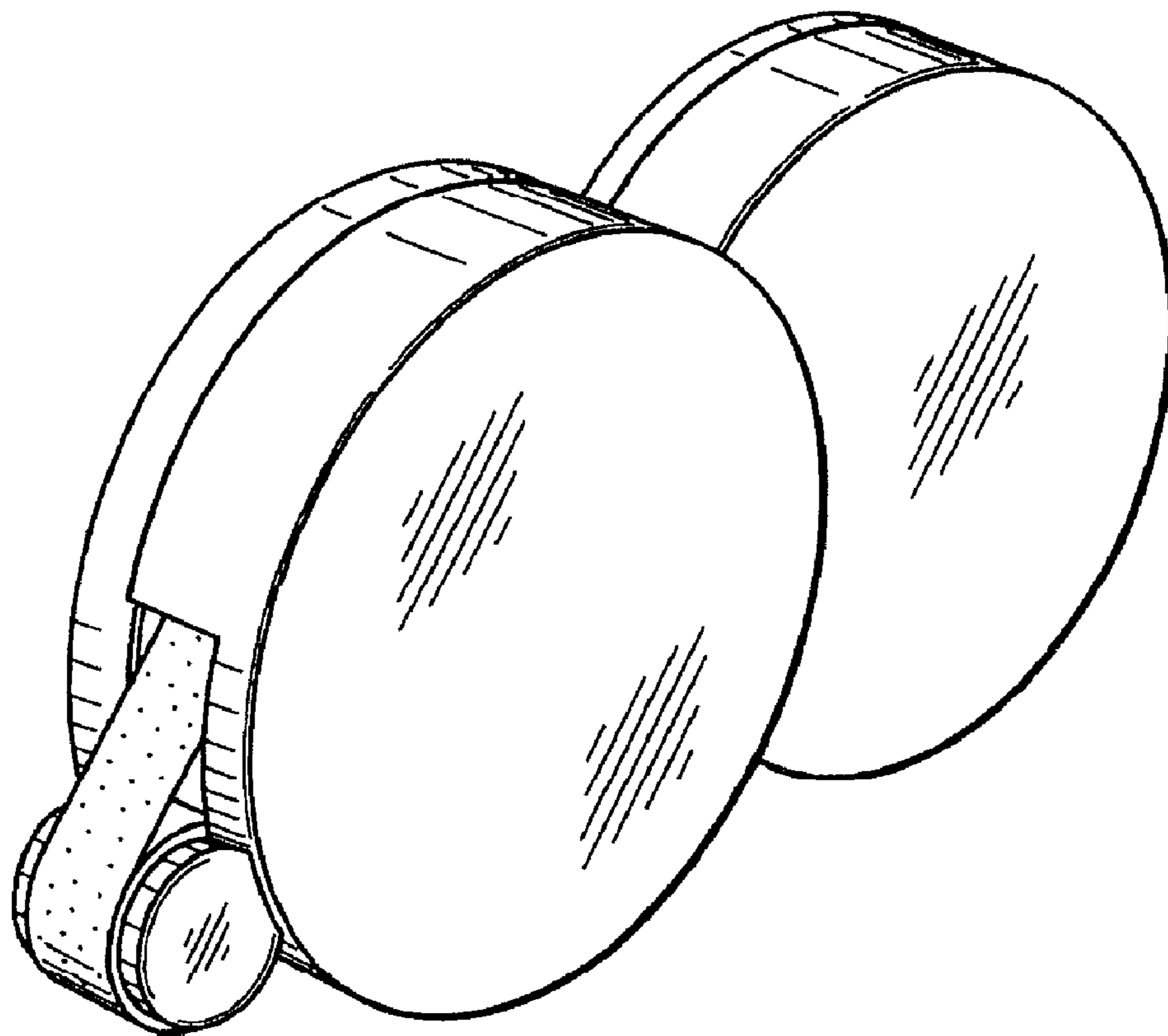
**DESCRIPTION**

FIG. 1 is a perspective view of the label dispenser of the invention;  
FIG. 2 is a front view thereof;  
FIG. 3 is a back view thereof;  
FIG. 4 is a top side view thereof;  
FIG. 5 is a bottom side view thereof;  
FIG. 6 is a left side view thereof; and,  
FIG. 7 is a right side view thereof.

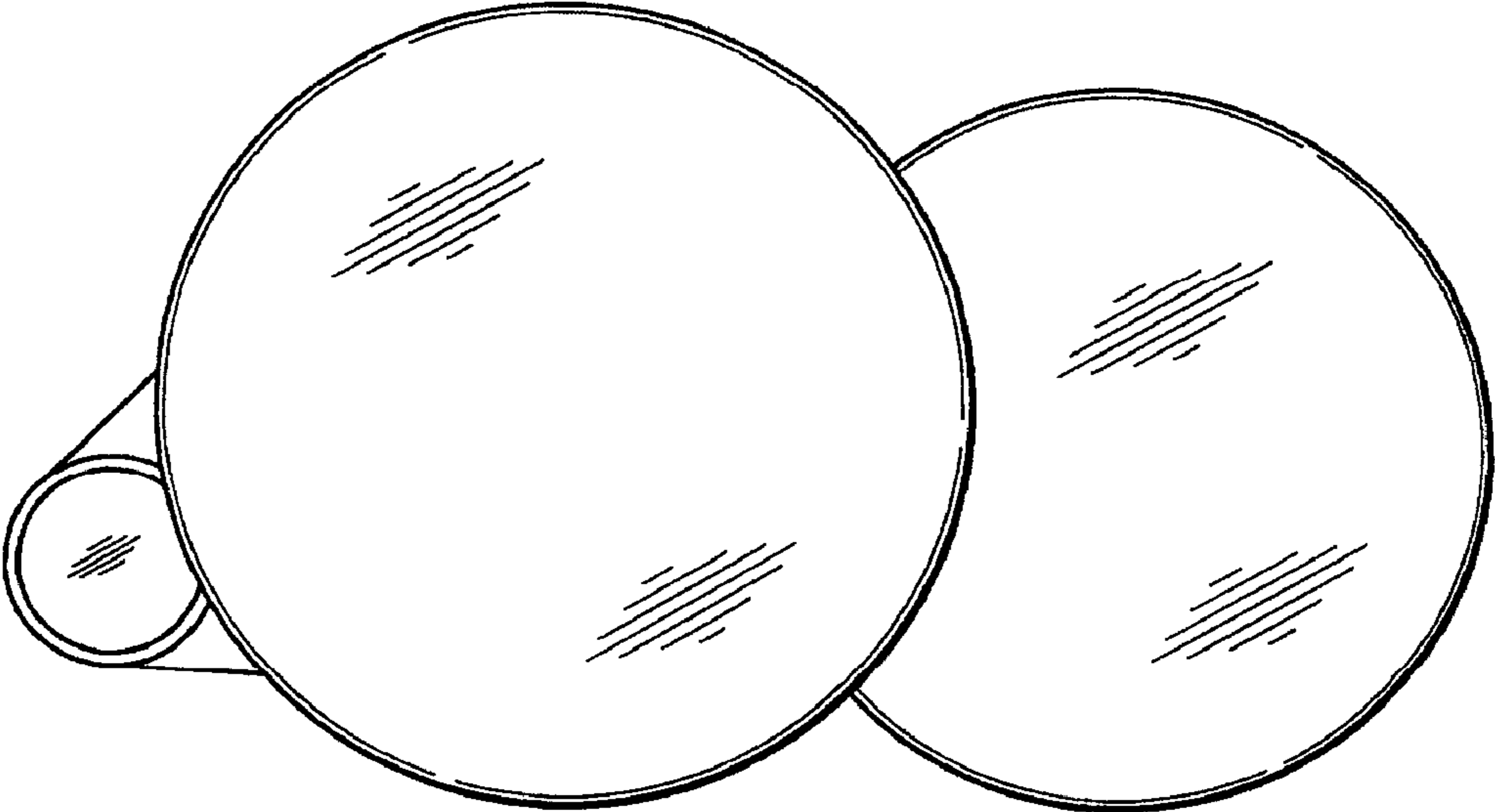
**1 Claim, 4 Drawing Sheets**



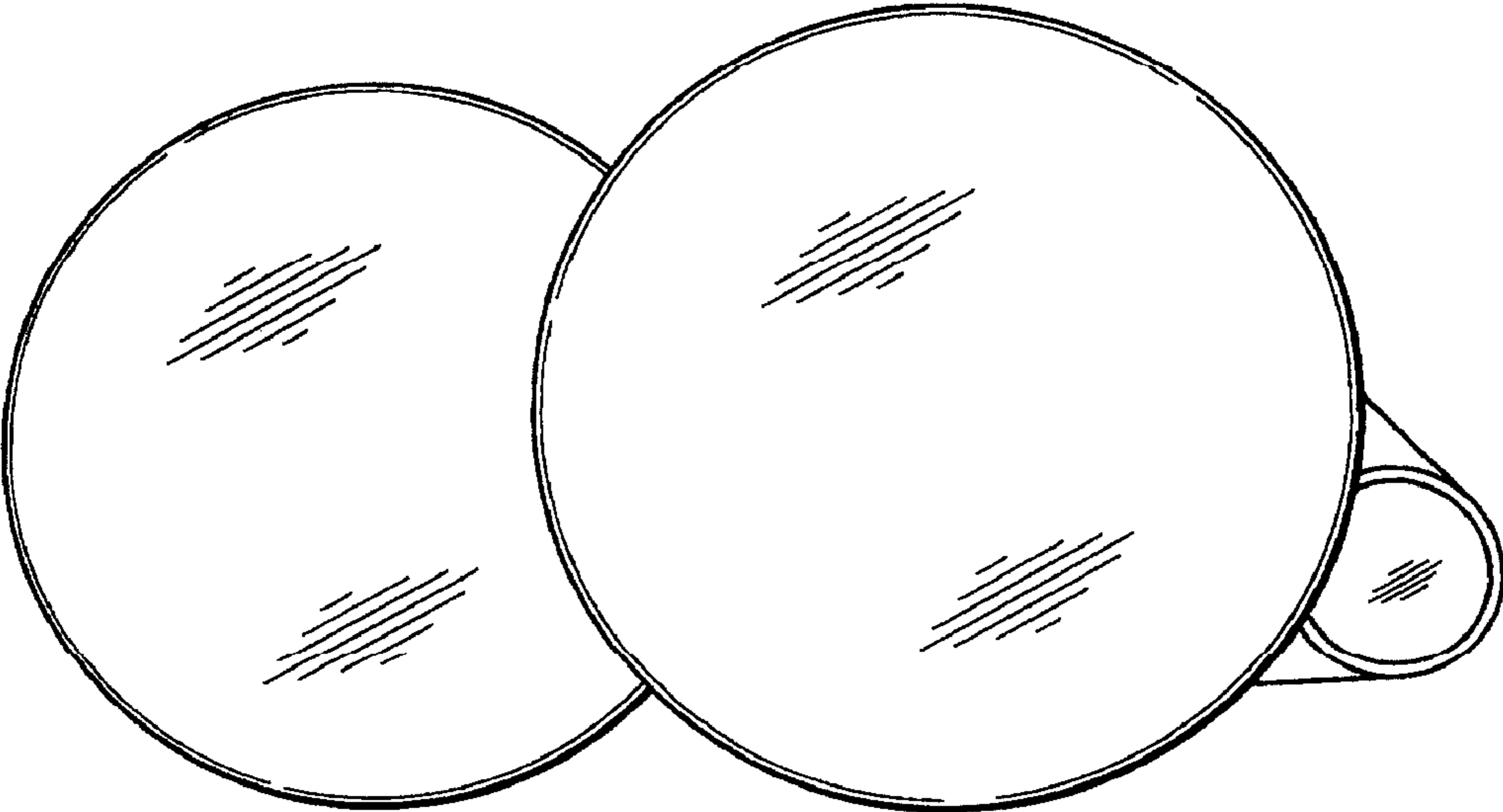
***Fig. 1***




***Fig. 2***



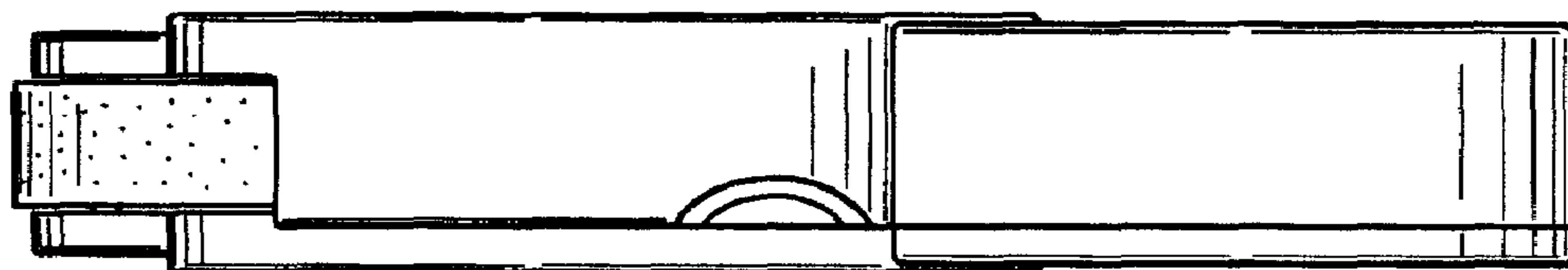
***Fig. 3***



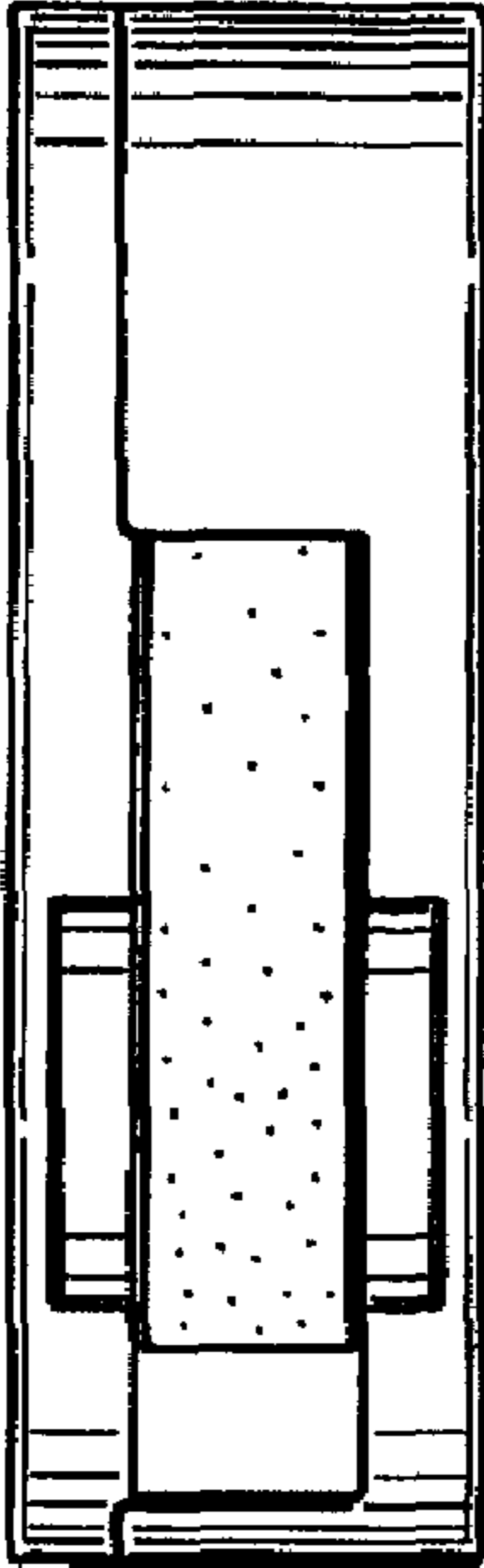
***Fig. 4***



***Fig. 5***



***Fig. 6***



***Fig. 7***

