



US00D612424S

(12) **United States Design Patent**
Suero, Jr. et al.

(10) **Patent No.:** **US D612,424 S**
(45) **Date of Patent:** **** Mar. 23, 2010**

(54) **WRITING INSTRUMENT**

(75) Inventors: **Jose Suero, Jr.**, Boca Raton, FL (US);
Zhang Binhui, Ningbo (CN)
(73) Assignee: **Office Depot, Inc.**, Boca Raton, FL (US)
(**) Term: **14 Years**
(21) Appl. No.: **29/311,107**
(22) Filed: **Dec. 23, 2008**

D404,426 S * 1/1999 Takanashi D19/43
D404,764 S 1/1999 Perry et al.
D408,057 S 4/1999 Izushima
D410,030 S 5/1999 Sunaga
D412,014 S 7/1999 Izushima
D422,023 S * 3/2000 Tedaldi et al. D19/43
D423,576 S 4/2000 Stevens et al.
D427,634 S 7/2000 Izushima
D430,207 S 8/2000 Izushima
D431,262 S 9/2000 Izushima
D431,599 S 10/2000 Izushima

(51) **LOC (9) Cl.** **19-06**
(52) **U.S. Cl.** **D19/41**
(58) **Field of Classification Search** D19/35,
D19/36, 41-51, 53-57; 24/11 F, 11 P, 11 R;
401/52, 99, 100, 104-109, 192, 195, 196
See application file for complete search history.

(Continued)

OTHER PUBLICATIONS

U.S. Appl. No. 29/311,110, filed Dec. 23, 2008 (6 pages).

(Continued)

(56) **References Cited**

U.S. PATENT DOCUMENTS

D84,641 S * 7/1931 Larsen D19/48
D253,060 S 10/1979 Itoh
D259,792 S * 7/1981 Itoh et al. D19/51
D260,407 S 8/1981 Itoh
D261,010 S 9/1981 Itoh
D263,318 S 3/1982 Oka
D266,856 S 11/1982 Oka
D286,547 S * 11/1986 Koizumi et al. D19/51
D323,529 S * 1/1992 Rousseau D19/51
D325,931 S 5/1992 Sekiguchi
D338,039 S 8/1993 Takahashi
D353,838 S 12/1994 Osada et al.
D366,498 S 1/1996 Abe et al.
D366,902 S 2/1996 Takahashi
D377,195 S 1/1997 Takahashi
D378,601 S 3/1997 Sakuno
D382,016 S 8/1997 Takahashi
D387,803 S 12/1997 Izushima
D391,294 S 2/1998 Izushima
D394,455 S 5/1998 Izushima
D395,448 S 6/1998 Chevalier
D397,150 S 8/1998 Izushima
D400,922 S 11/1998 Sakuno
D403,704 S 1/1999 Arita

Primary Examiner—Elizabeth A Albert
(74) *Attorney, Agent, or Firm*—Finnegan, Henderson,
Farabow, Garrett & Dunner, LLP

(57) **CLAIM**

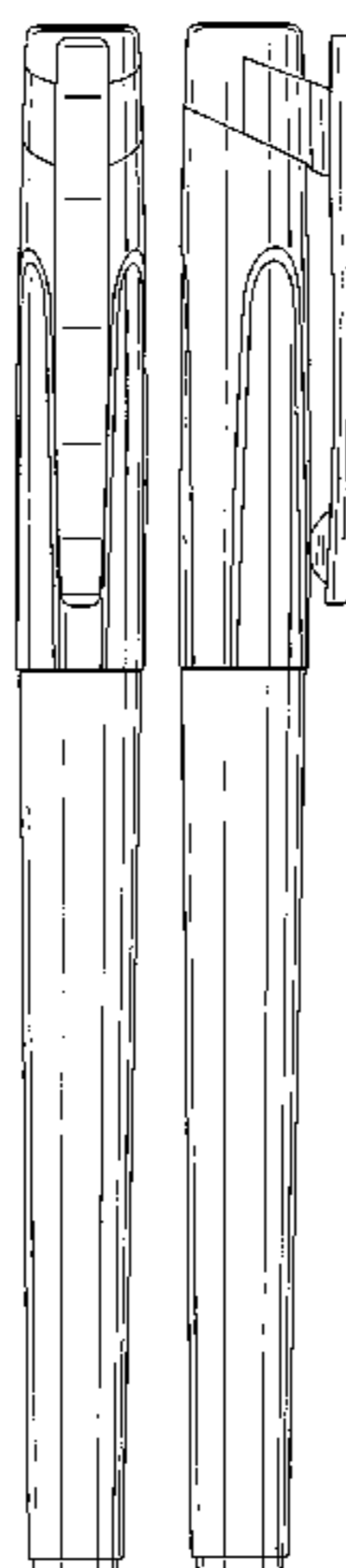
The ornamental design for a writing instrument, as shown and described.

DESCRIPTION

FIG. 1 is a rear view of a writing instrument of my new design;
FIG. 2 is a right side view thereof;
FIG. 3 is a front view thereof;
FIG. 4 is a left side view thereof;
FIG. 5 is a bottom plan view thereof; and,
FIG. 6 is a top plan view thereof.

The broken lines showing the top in FIG. 6 are included for the purposes of illustrating environment and form no part of the claimed design.

1 Claim, 3 Drawing Sheets



US D612,424 S

Page 2

U.S. PATENT DOCUMENTS

D437,888 S	*	2/2001	Briggl et al.	D19/51	D509,854 S	9/2005	Kommer	
D441,015 S		4/2001	Izushima		D516,625 S	3/2006	Bertheaux	
D444,498 S		7/2001	Izushima		D521,559 S	5/2006	Piacenza	
D448,804 S		10/2001	Izushima		D525,302 S	7/2006	Togawa	
D452,528 S		12/2001	Izushima		D527,422 S	8/2006	Kent	
D454,367 S		3/2002	Ferrara		D530,748 S	*	10/2006	Kent et al. D19/57
D456,411 S		4/2002	Kourushi		D535,698 S	1/2007	Shibata	
D458,966 S		6/2002	Oka		D538,343 S	3/2007	Morton et al.	
D462,386 S	*	9/2002	Iwase et al.	D19/43	D545,900 S	7/2007	Gerules	
D484,537 S	*	12/2003	Arita et al.	D19/43	D546,386 S	*	7/2007	Qiu D19/43
D487,773 S		3/2004	Keda		D547,375 S	*	7/2007	Gerules D19/51
D488,507 S		4/2004	Finney et al.		D552,673 S	10/2007	Rolion et al.	
D490,464 S		5/2004	Andrews et al.		D556,259 S	11/2007	Feng et al.	
D491,605 S		6/2004	Hoffmann et al.		D562,395 S	*	2/2008	Qiu et al. D19/51
D494,621 S		8/2004	Andrews et al.					
D499,139 S		11/2004	Oka					
D500,338 S		12/2004	Kommer					
D500,790 S	*	1/2005	Jaakkola D19/43					
D501,222 S		1/2005	De Giusti et al.					
D501,506 S		2/2005	Kommer					
D501,511 S		2/2005	Bain et al.					
D504,465 S		4/2005	Shibata et al.					
D508,950 S		8/2005	Kiple et al.					

OTHER PUBLICATIONS

U.S. Appl. No. 29/311,109, filed Dec. 23, 2008 (6 pages).
U.S. Appl. No. 29/311,108, filed Dec. 23, 2008 (6 pages).
U.S. Appl. No. 29/311,106, filed Dec. 23, 2008 (6 pages).
U.S. Appl. No. 29/311,105, filed Dec. 23, 2008 (5 pages).
U.S. Appl. No. 29/311,104, filed Dec. 23, 2008 (6 pages).
U.S. Appl. No. 29/311,102, filed Dec. 23, 2008 (6 pages).
U.S. Appl. No. 29/311,103, filed Dec. 23, 2008 (6 pages).

* cited by examiner

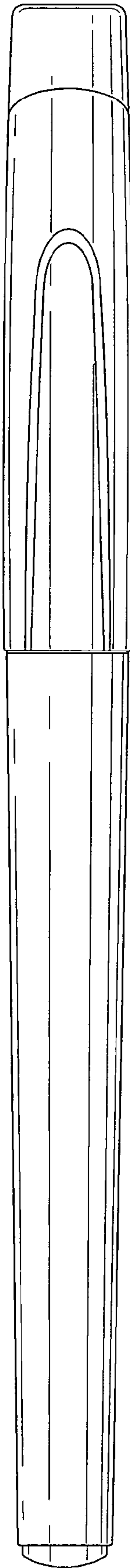


FIG. 1

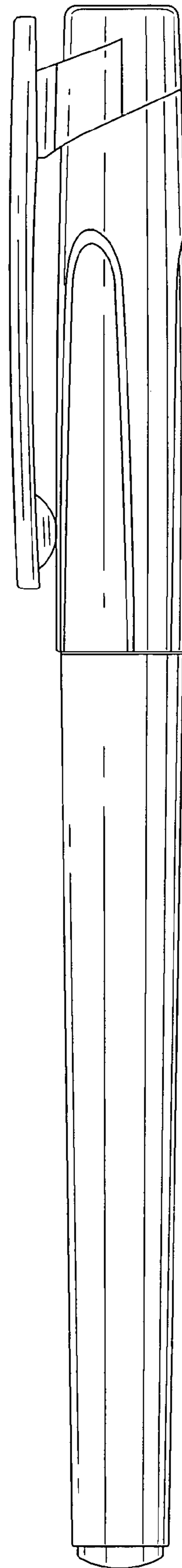


FIG. 2

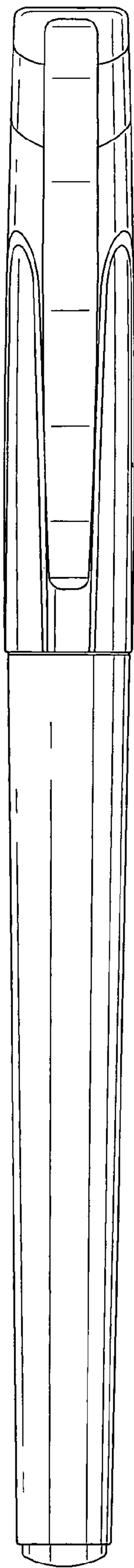


FIG. 3

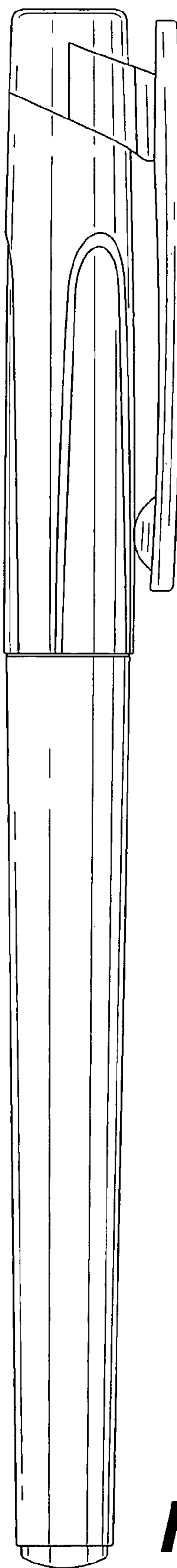


FIG. 4

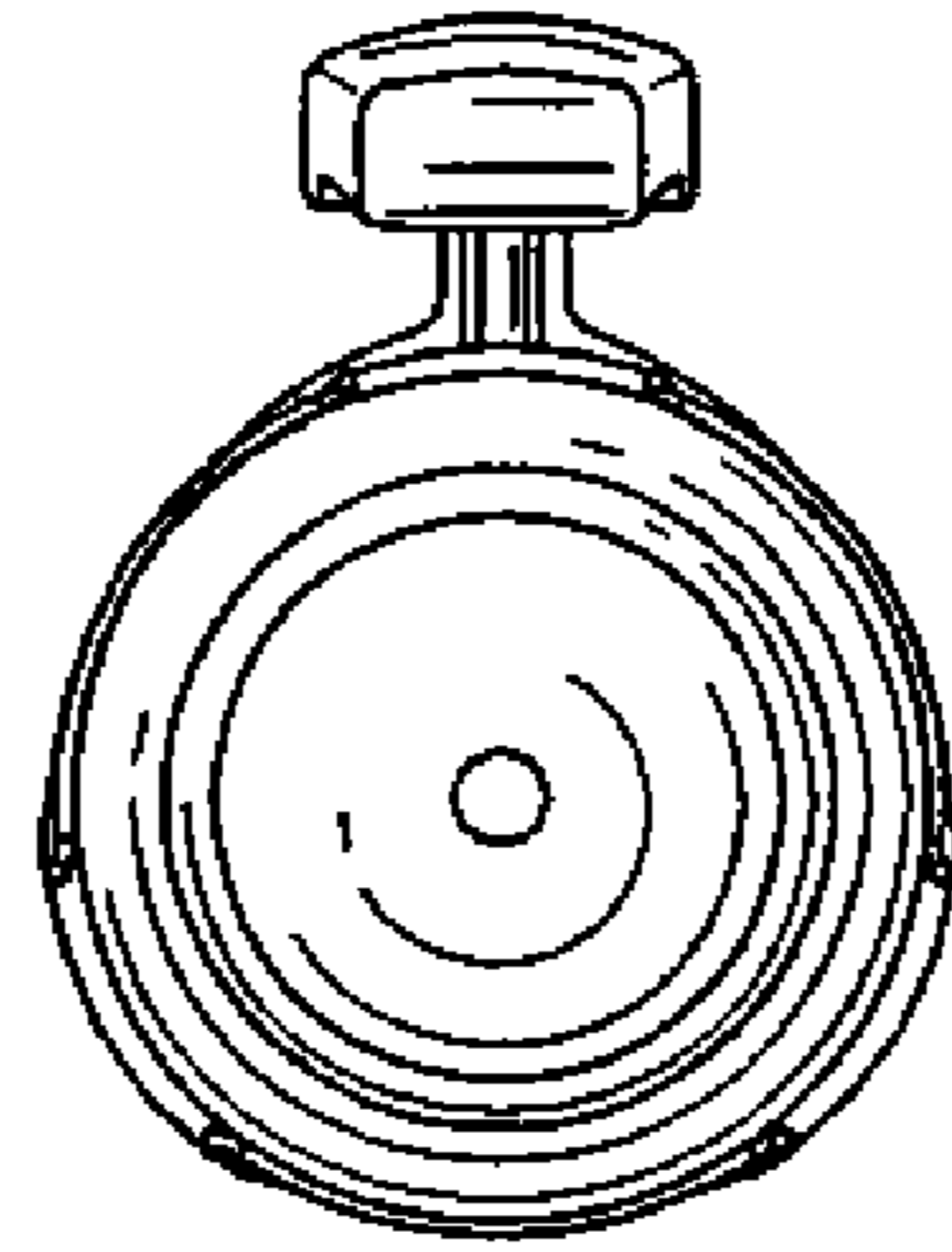


FIG. 5

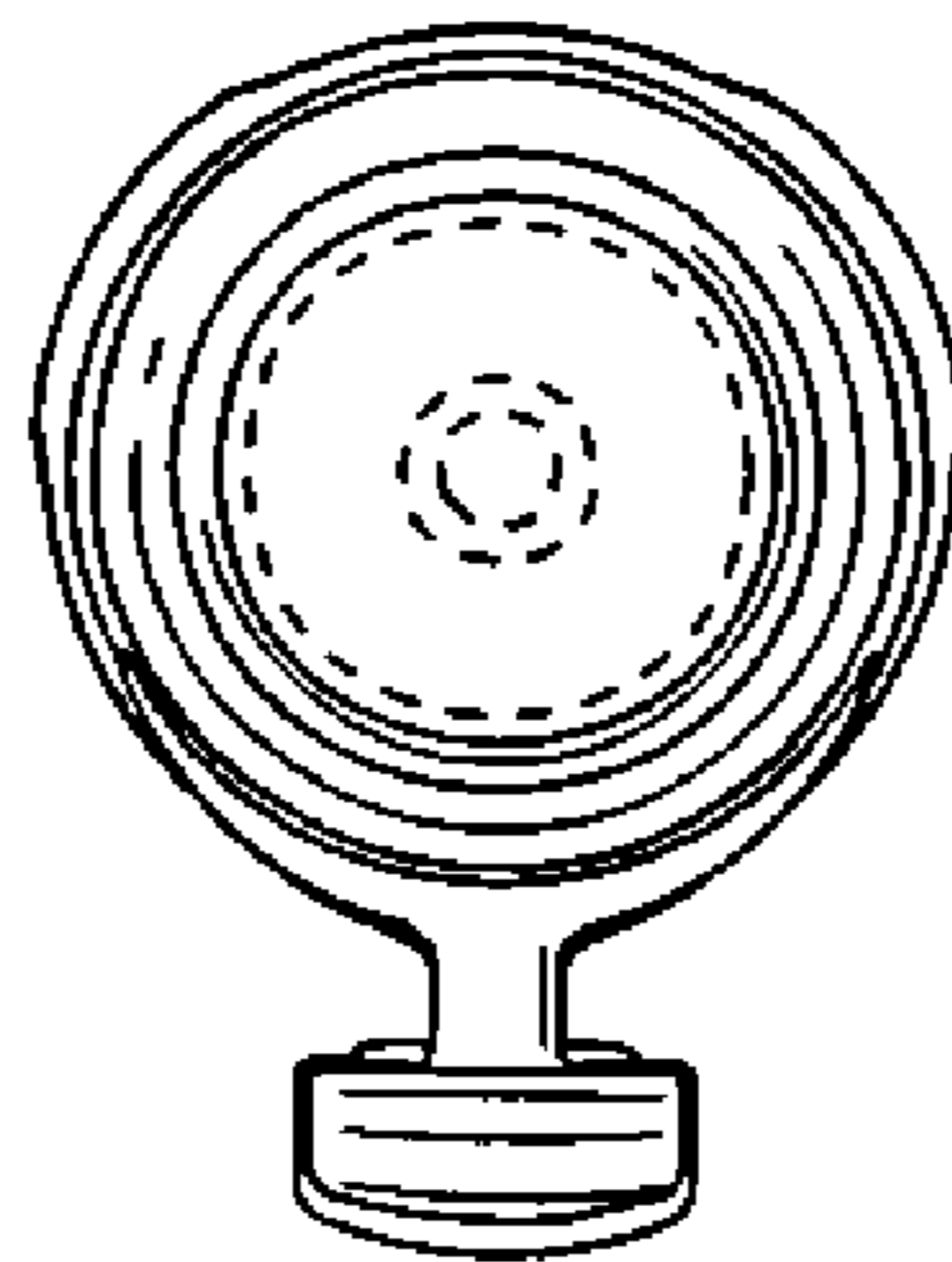


FIG. 6