

US00D612420S

(12) **United States Design Patent**
Suero, Jr. et al.

(10) **Patent No.:** **US D612,420 S**
(45) **Date of Patent:** **** *Mar. 23, 2010**

(54) **WRITING INSTRUMENT**

(75) Inventors: **Jose Suero, Jr.**, Boca Raton, FL (US);
Liu Luosen, Ningbo (CN)

(73) Assignee: **Office Depot, Inc.**, Boca Raton, FL (US)

(*) Notice: This patent is subject to a terminal disclaimer.

(**) Term: **14 Years**

(21) Appl. No.: **29/311,102**

(22) Filed: **Dec. 23, 2008**

(51) **LOC (9) Cl.** **19-06**

(52) **U.S. Cl.** **D19/41**

(58) **Field of Classification Search** D19/35,
D19/36, 41-51, 53-57; 24/11 F, 11 P, 11 R;
401/34, 35, 52, 99, 104-109, 192, 195, 196;
D9/529

See application file for complete search history.

(56) **References Cited**

U.S. PATENT DOCUMENTS

- D253,060 S 10/1979 Itoh
- D259,792 S 7/1981 Itoh et al.
- D260,407 S 8/1981 Itoh
- D261,010 S 9/1981 Itoh
- D263,318 S 3/1982 Oka
- D266,856 S 11/1982 Oka
- D295,537 S * 5/1988 Davidson et al. D19/43
- D325,931 S 5/1992 Sekiguchi
- D338,039 S 8/1993 Takahashi
- D353,838 S 12/1994 Osada et al.
- D366,498 S 1/1996 Abe et al.
- D366,902 S 2/1996 Takahashi
- D377,195 S 1/1997 Takahashi
- D378,601 S 3/1997 Sakuno
- D382,016 S 8/1997 Takahashi
- D387,803 S 12/1997 Izushima
- D391,294 S 2/1998 Izushima
- D394,455 S 5/1998 Izushima
- D395,448 S 6/1998 Chevalier

- D397,150 S 8/1998 Izushima
- D400,922 S 11/1998 Sakuno
- D403,704 S 1/1999 Arita
- D404,764 S 1/1999 Perry et al.
- D408,057 S 4/1999 Izushima
- D410,030 S 5/1999 Sunaga
- D412,014 S 7/1999 Izushima
- D423,576 S 4/2000 Stevens et al.

(Continued)

FOREIGN PATENT DOCUMENTS

WO DM/062862 * 1/2003

OTHER PUBLICATIONS

U.S. Appl. No. 29/311,110, filed Dec. 23, 2008 (6 pages).

(Continued)

Primary Examiner—Elizabeth A Albert
(74) *Attorney, Agent, or Firm*—Finnegan, Henderson, Farabow, Garrett & Dunner, LLP

(57) **CLAIM**


The ornamental design for a writing instrument, as shown and described.

DESCRIPTION

FIG. 1 is a front view of a writing instrument of my new design;
FIG. 2 is a right side view thereof;
FIG. 3 is a rear view thereof;
FIG. 4 is a left side view thereof;
FIG. 5 is a bottom plan view thereof; and,
FIG. 6 is a top plan view thereof.

The broken lines showing the bottom and top are included for the purposes of illustrating environment and form no part of the claimed design.

1 Claim, 3 Drawing Sheets



US D612,420 S

Page 2

U.S. PATENT DOCUMENTS

D427,634 S 7/2000 Izushima
D430,207 S 8/2000 Izushima
D431,262 S 9/2000 Izushima
D431,599 S 10/2000 Izushima
D441,015 S 4/2001 Izushima
D444,498 S 7/2001 Izushima
D448,804 S 10/2001 Izushima
D452,528 S 12/2001 Izushima
D454,367 S 3/2002 Ferrara
D456,411 S 4/2002 Kourushi
D457,186 S * 5/2002 Moon D19/43
D458,966 S 6/2002 Oka
D487,773 S 3/2004 Keda
D488,507 S 4/2004 Finney et al.
D490,464 S 5/2004 Andrews et al.
D491,605 S 6/2004 Hoffmann et al.
D494,621 S 8/2004 Andrews et al.
D499,139 S 11/2004 Oka
D500,338 S 12/2004 Kommer
D501,222 S 1/2005 De Giusti et al.
D501,506 S 2/2005 Kommer
D501,511 S 2/2005 Bain et al.
D504,465 S 4/2005 Shibata et al.
D508,948 S * 8/2005 Metaxatos et al. D19/43
D508,950 S 8/2005 Kiple et al.
D509,854 S 9/2005 Kommer
D516,625 S 3/2006 Bertheaux

D518,239 S * 3/2006 Martinez D28/76
D521,559 S 5/2006 Piacenza
D525,302 S 7/2006 Togawa
D527,422 S 8/2006 Kent
D535,698 S 1/2007 Shibata
D538,343 S 3/2007 Morton et al.
D538,481 S * 3/2007 Decker D28/89
D544,034 S * 6/2007 Qiu D19/43
D545,899 S * 7/2007 Okutani D19/43
D545,900 S 7/2007 Gerules
D547,375 S 7/2007 Gerules
D552,673 S 10/2007 Rolion et al.
D556,259 S 11/2007 Feng et al.
D557,742 S * 12/2007 Vincent D19/51
D559,318 S * 1/2008 Qiu et al. D19/51
D565,795 S * 4/2008 Ivanova D28/76
D568,933 S * 5/2008 Qiu et al. D19/43

OTHER PUBLICATIONS

U.S. Appl. No. 29/311,109, filed Dec. 23, 2008 (6 pages).
U.S. Appl. No. 29/311,108, filed Dec. 23, 2008 (6 pages).
U.S. Appl. No. 29/311,107, filed Dec. 23, 2008 (6 pages).
U.S. Appl. No. 29/311,106, filed Dec. 23, 2008 (6 pages).
U.S. Appl. No. 29/311,105, filed Dec. 23, 2008 (5 pages).
U.S. Appl. No. 29/311,104, filed Dec. 23, 2008 (6 pages).
U.S. Appl. No. 29/311,103, filed Dec. 23, 2008 (6 pages).

* cited by examiner




FIG. 1

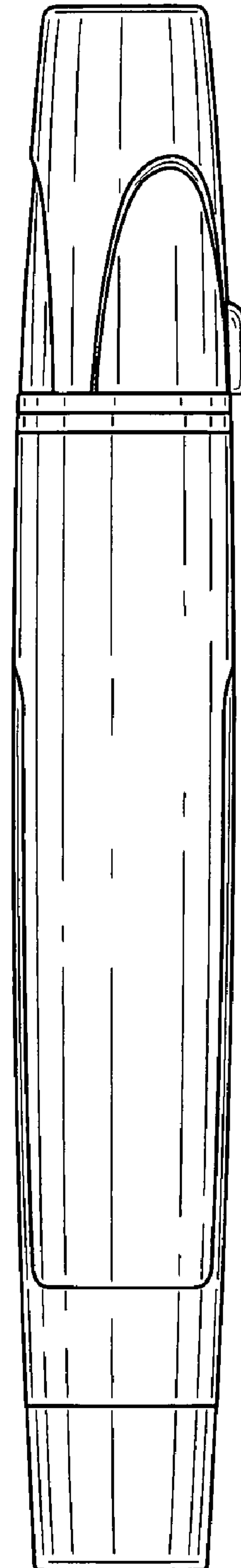


FIG. 2




FIG. 3

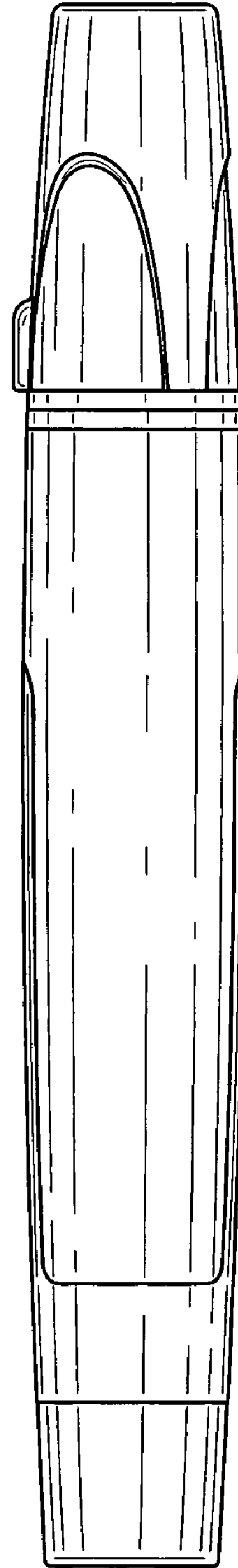


FIG. 4

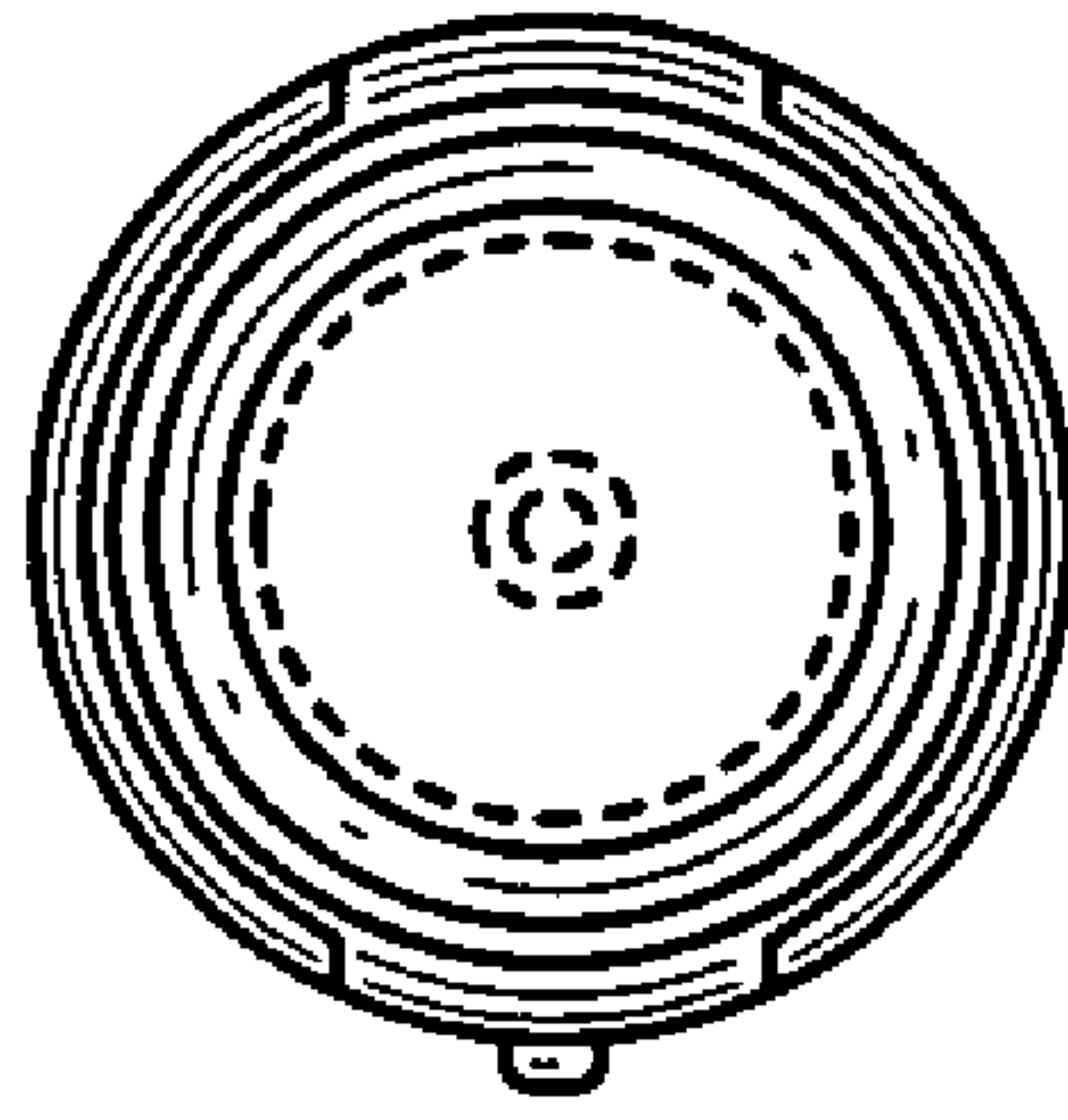


FIG. 5

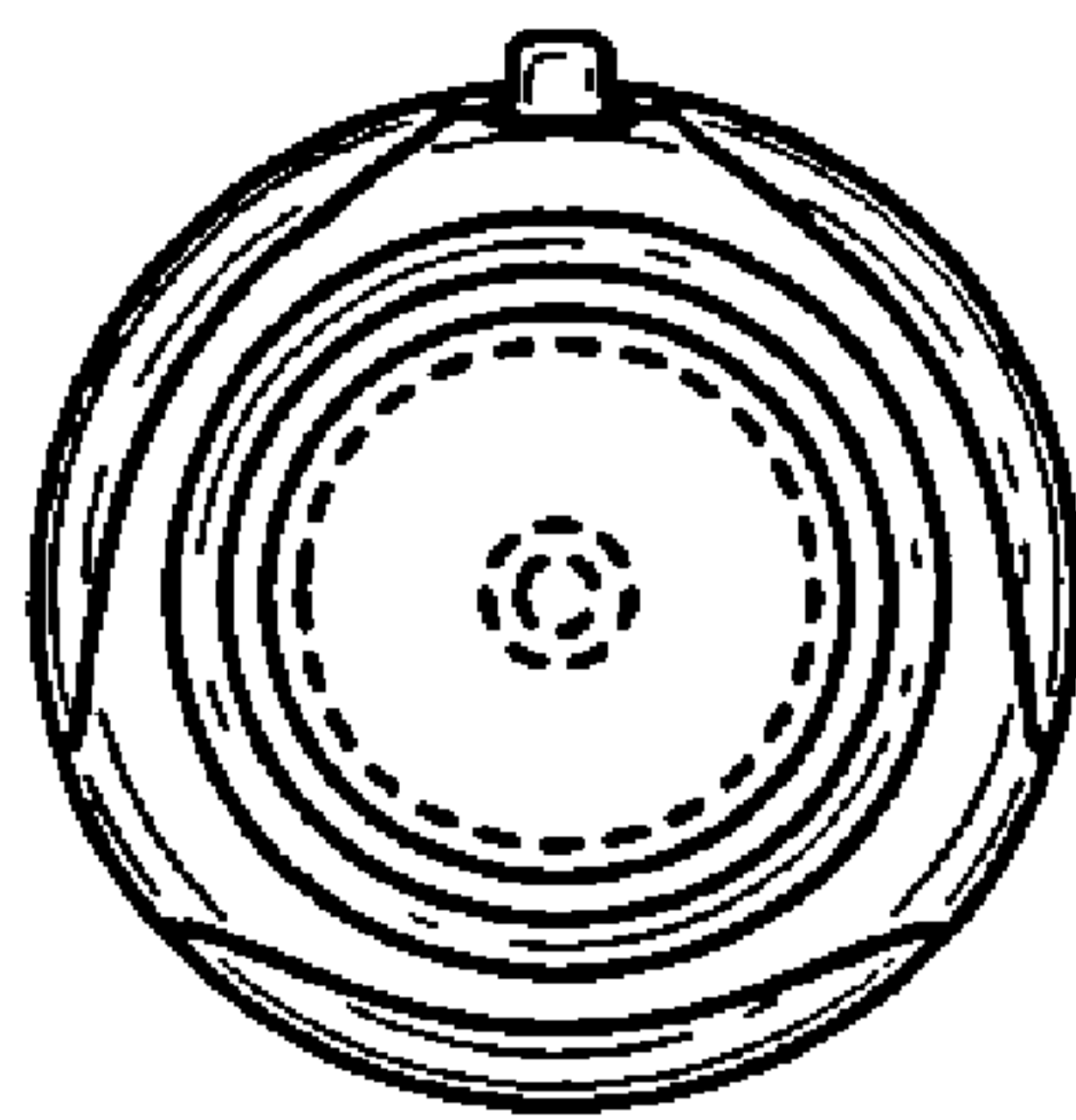


FIG. 6