



US00D612419S

(12) **United States Design Patent**  
**Yuengling**

(10) **Patent No.:** **US D612,419 S**  
(45) **Date of Patent:** **\*\* Mar. 23, 2010**

(54) **COMBINED WRISTBAND AND RFID PAYMENT DEVICE**

D411,765 S \* 7/1999 Holihan ..... D3/247  
6,427,836 B1 \* 8/2002 Bolanos ..... 206/449  
6,715,795 B2 \* 4/2004 Klure ..... 283/62  
D513,119 S \* 12/2005 Hunter et al. .... D3/247

(75) Inventor: **Jo-Ann Yuengling**, Tappan, NY (US)

(73) Assignee: **MasterCard International Incorporated**, Purchase, NY (US)

\* cited by examiner

*Primary Examiner*—Holly H Baynham

(\*\*) Term: **14 Years**

(74) *Attorney, Agent, or Firm*—Baker Botts L.L.P.

(21) Appl. No.: **29/267,920**

(57) **CLAIM**

(22) Filed: **Oct. 25, 2006**

The ornamental design for combined wristband and RFID payment device, as shown and described.

(51) **LOC (9) Cl.** ..... **19-08**

(52) **U.S. Cl.** ..... **D19/9**

**DESCRIPTION**

(58) **Field of Classification Search** ..... D3/207,  
D3/215, 217, 247–252; 150/100, 103–104,  
150/107–110, 114, 118–119, 131–132, 145,  
150/147; 40/658; 206/449; D11/2, 3; 235/472.03,  
235/487; 340/568.1, 572.8; D19/9  
See application file for complete search history.

FIG. 1 is a perspective view of the combined wristband and RFID payment device; and,

FIG. 2 is an environmental, perspective view thereof.

The broken line showing is for illustrative purposes only and forms no part of the claimed design.

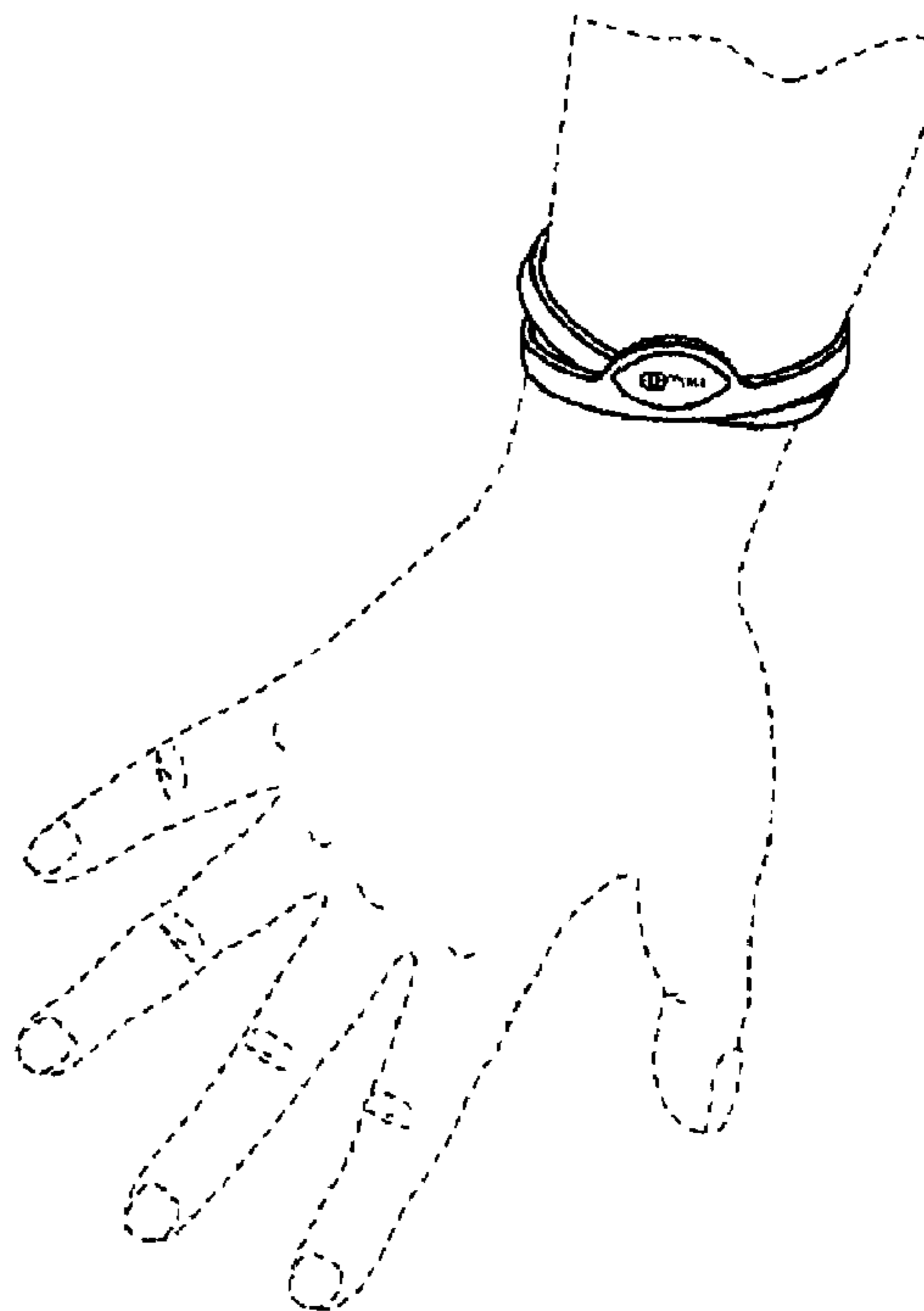

The RFID payment device is shown detached for clarity of illustration.

(56) **References Cited**

**U.S. PATENT DOCUMENTS**

D189,333 S \* 11/1960 Hayden ..... D3/247

**1 Claim, 1 Drawing Sheet**






FIG. 1

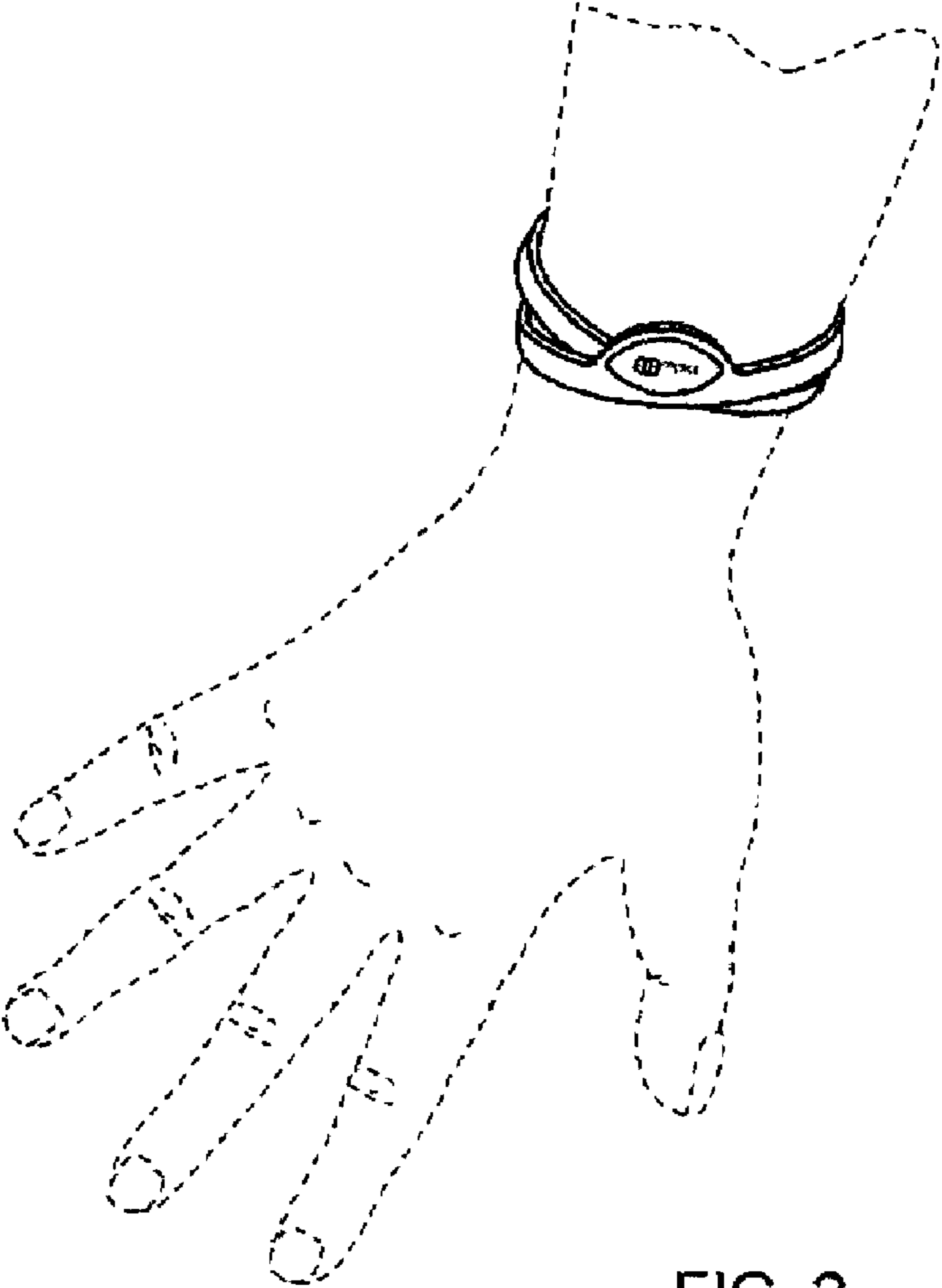


FIG. 2