



US00D612378S

(12) **United States Design Patent**
Ferrari et al.

(10) **Patent No.:** **US D612,378 S**
(45) **Date of Patent:** **** Mar. 23, 2010**

(54) **HANDHELD ELECTRONIC DEVICE**

(75) Inventors: **Marco Sixtus Ferrari**, Waterloo (CA);
Roman Peter Rak, Waterloo (CA);
Todd Andrew Wood, Guelph (CA)

(73) Assignee: **Research In Motion Limited**, Waterloo (CA)

(**) Term: **14 Years**

(21) Appl. No.: **29/339,760**

(22) Filed: **Jul. 7, 2009**

(51) **LOC (9) Cl.** **32-00**

(52) **U.S. Cl.** **D14/346**

(58) **Field of Classification Search** D14/341-347,
D14/390, 411, 426, 427, 431, 432, 439, 454,
D14/455, 456, 138 R, 138 AA, 138 AB, 138 AC,
D14/138 AD, 138 C, 138 G, 137, 203.7,
D14/203.3, 203.4, 203.5, 203.6, 238.1, 247,
D14/248, 250, 251, 252, 254, 496, 375, 125,
D14/126; D21/329, 330, 331, 333; D18/7;
D10/65; 345/169, 901, 905; 379/433.13,
379/910, 916, 433.04, 433.07, 433.11, 433.12;
455/556.1, 556.2, 566, 575.1, 575.3, 575.4,
455/90.3; D6/308

See application file for complete search history.

(56) **References Cited**

U.S. PATENT DOCUMENTS

D582,407 S * 12/2008 Rak et al. D14/346
D591,742 S * 5/2009 Hofer et al. D14/346
D599,794 S * 9/2009 Ferrari et al. D14/346
D603,402 S * 11/2009 Ferrari et al. D14/346
D603,403 S * 11/2009 Rak et al. D14/346

D603,404 S * 11/2009 Rak et al. D14/346
D603,405 S * 11/2009 Wood et al. D14/346
D603,406 S * 11/2009 Wood et al. D14/346
D606,513 S * 12/2009 Wood et al. D14/203.7
D606,538 S * 12/2009 Ferrari et al. D14/346
D606,540 S * 12/2009 Liao et al. D14/346
D606,994 S * 12/2009 Griffin et al. D14/346
2009/0280871 A1 * 11/2009 Hofer et al. 455/573

OTHER PUBLICATIONS

BlackBerry Curve 8900, announced Nov. 2008, viewed on Jan. 11, 2010, http://www.gsmarena.com/blackberry_curve_8900-2604.php.*

* cited by examiner

Primary Examiner—Jennifer Rivard
Assistant Examiner—Angela J Lee

(57) **CLAIM**

We claim the ornamental design for a handheld electronic device, as shown and described.

DESCRIPTION

FIG. 1 is a front perspective view of a hand-held electronic device;

FIG. 2 is a back perspective view of the hand-held electronic device;

FIG. 3 is a front plan view thereof;

FIG. 4 is a back plan view thereof;

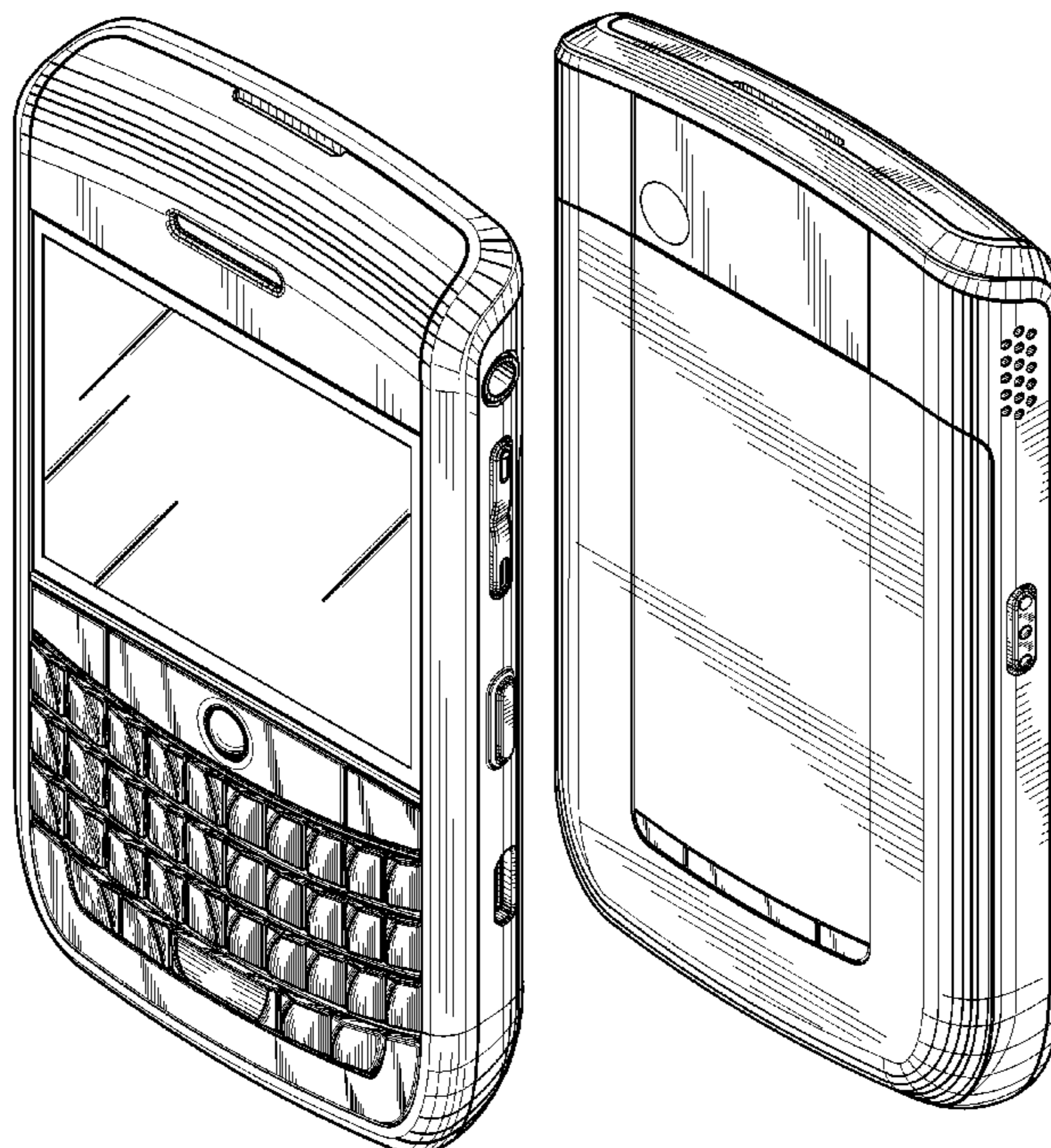
FIG. 5 is a right plan view thereof;

FIG. 6 is a left plan view thereof;

FIG. 7 is a top plan view thereof; and,

FIG. 8 is a bottom plan view thereof.

1 Claim, 6 Drawing Sheets



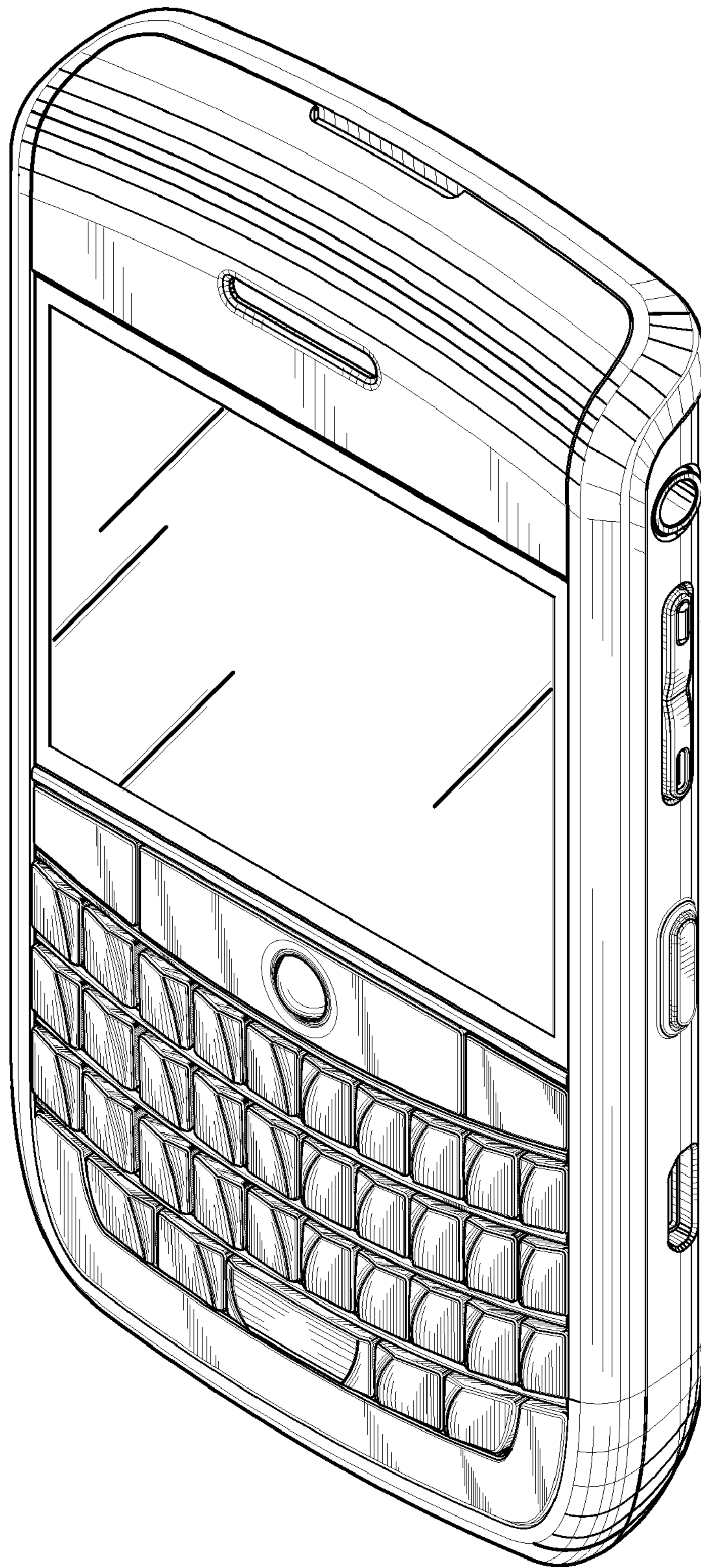


FIG. 1

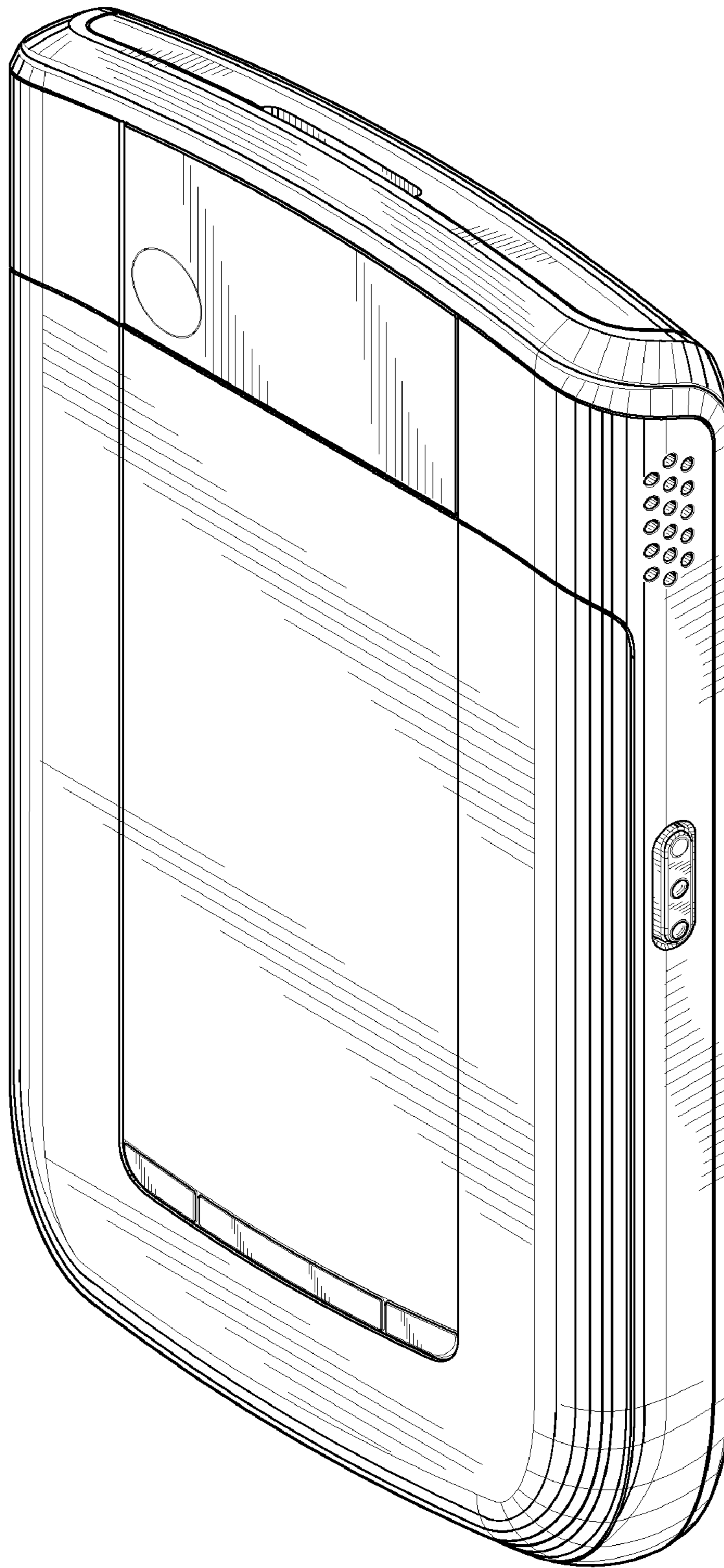


FIG.2

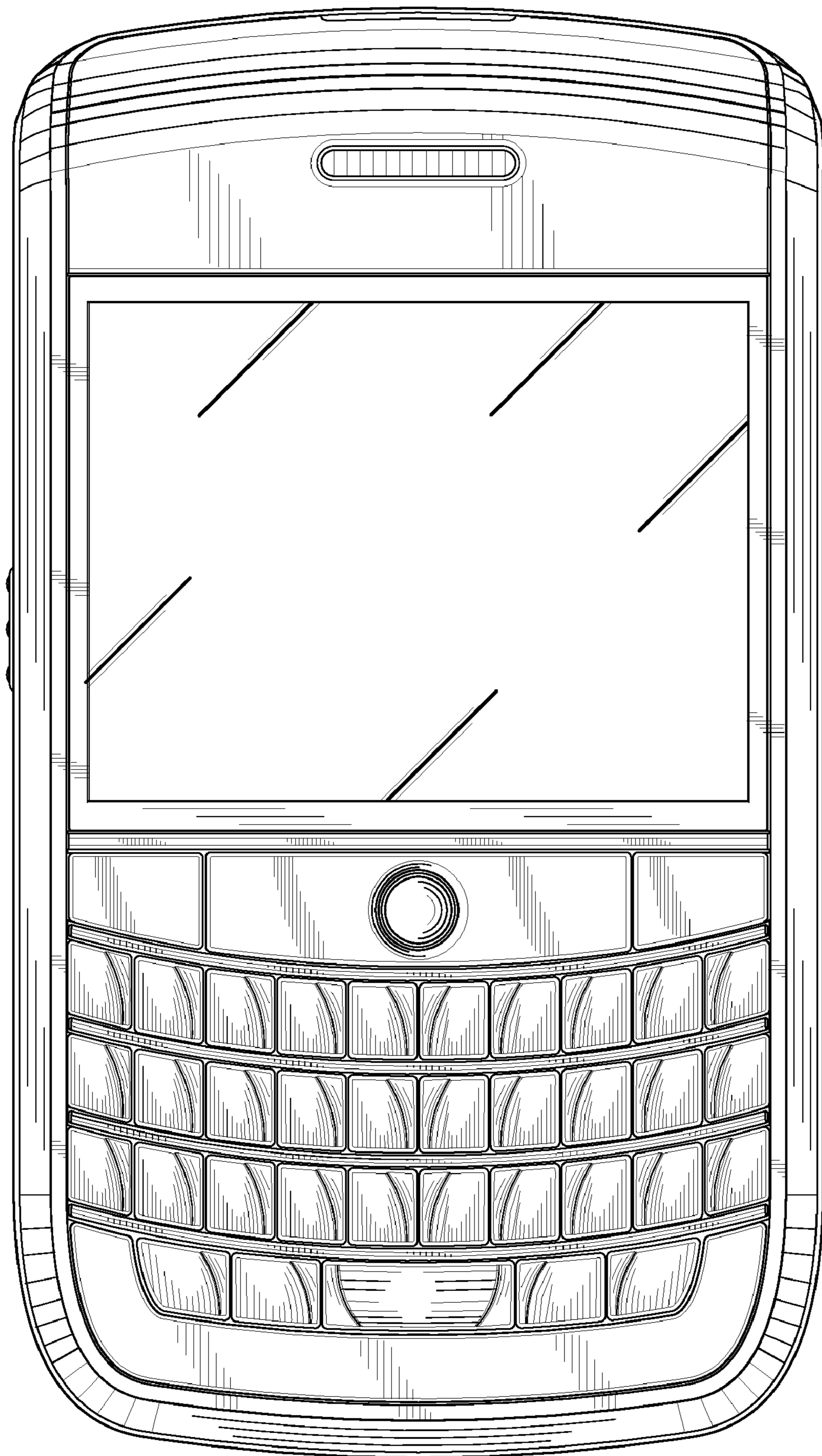


FIG. 3

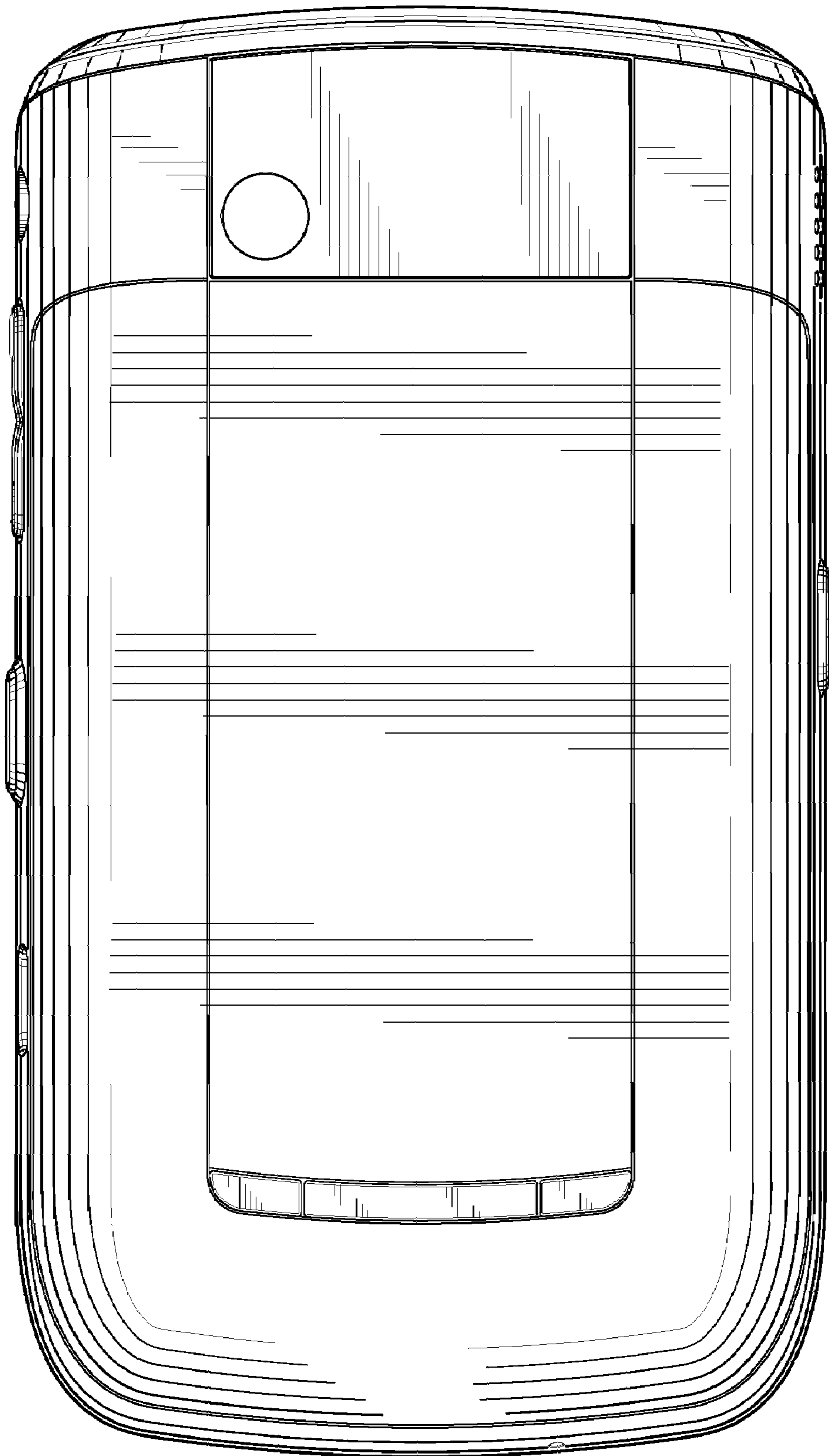


FIG.4

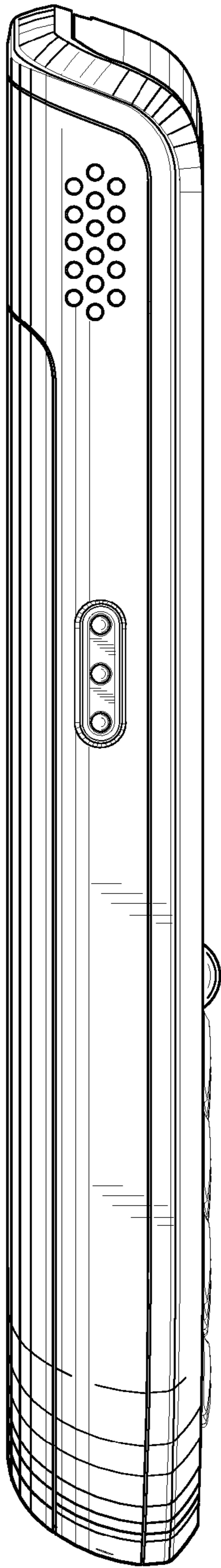


FIG. 5

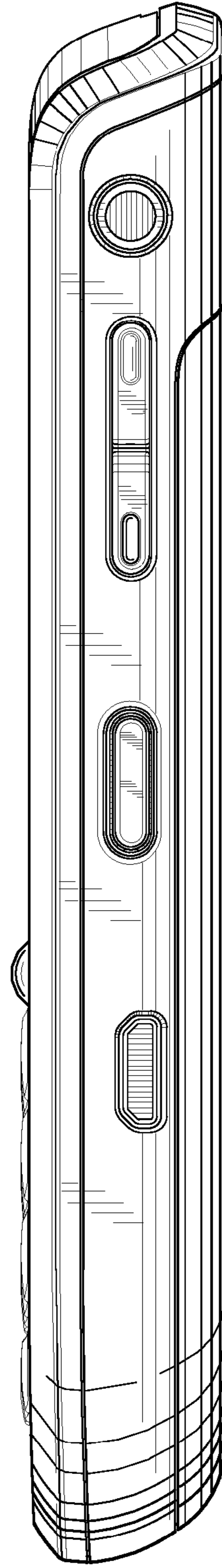


FIG. 6

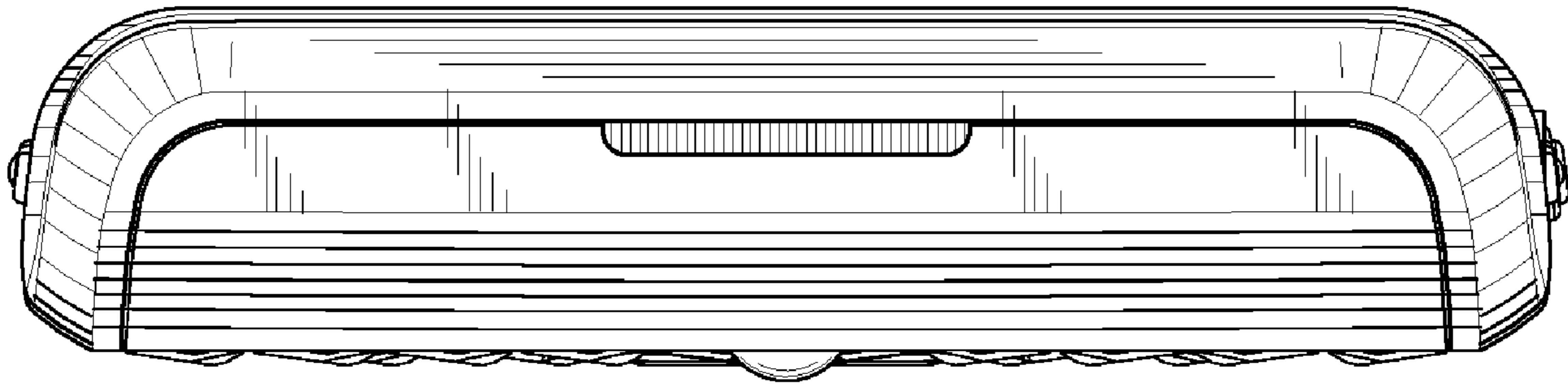


FIG. 7




FIG. 8