



US00D612360S

(12) **United States Design Patent**
Choe

(10) **Patent No.:** **US D612,360 S**
(45) **Date of Patent:** **** Mar. 23, 2010**

(54) **SET OF STEREO HEADSET EARRINGS**

(76) **Inventor:** **Nina Choe**, 939 W. College St., #209,
Los Angeles, CA (US) 90012

(**) **Term:** **14 Years**

(21) **Appl. No.:** **29/332,167**

(22) **Filed:** **Feb. 10, 2009**

(51) **LOC (9) Cl.** **14-01**

(52) **U.S. Cl.** **D14/203.1**

(58) **Field of Classification Search** D14/496,
D14/203.1–203.6, 205–206, 223–224, 217;
181/143–144, 147–148, 150–153, 157, 198–199;
381/300–303, 306, 332–333, 336, 345, 361–364,
381/386–388; D11/40, 42–44; D10/116;
D2/865, 895; 2/209; 63/1.11, 13, 23
See application file for complete search history.

(56) **References Cited**

U.S. PATENT DOCUMENTS

D176,512 S *	1/1956	Hagedorn et al.	D11/43
D256,003 S *	7/1980	Barr	D11/43
6,105,714 A *	8/2000	Lindgren	181/135
D439,574 S *	3/2001	Katayama	D14/203.5
D460,432 S *	7/2002	Brown	D14/203.5
D471,537 S *	3/2003	Ham	D14/224
6,690,808 B2 *	2/2004	Urwyler	381/381

6,721,433 B2 *	4/2004	Sato	381/379
D497,606 S *	10/2004	Yang	D14/203.3
D502,463 S *	3/2005	Bhakta	D14/205

* cited by examiner

Primary Examiner—Nanda Bondade

(57) **CLAIM**

The ornamental design for a set of stereo headset earrings, as shown and described.

DESCRIPTION

FIG. 1 is a front perspective view of a set of stereo headset earrings showing my new design;

FIG. 2 is a front perspective view of a single stereo headset earring, the other earring being omitted because it is obscured by broken lines;

FIG. 3 is a perspective view thereof in an alternate position;

FIG. 4 is a perspective view thereof in relation to a human ear;

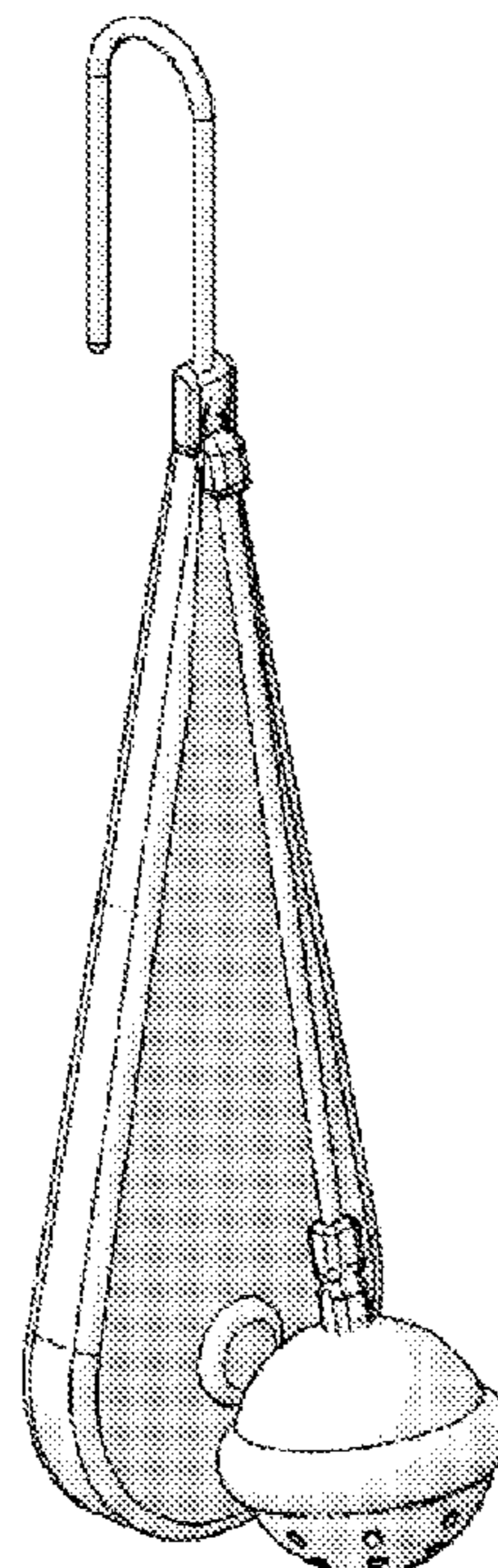
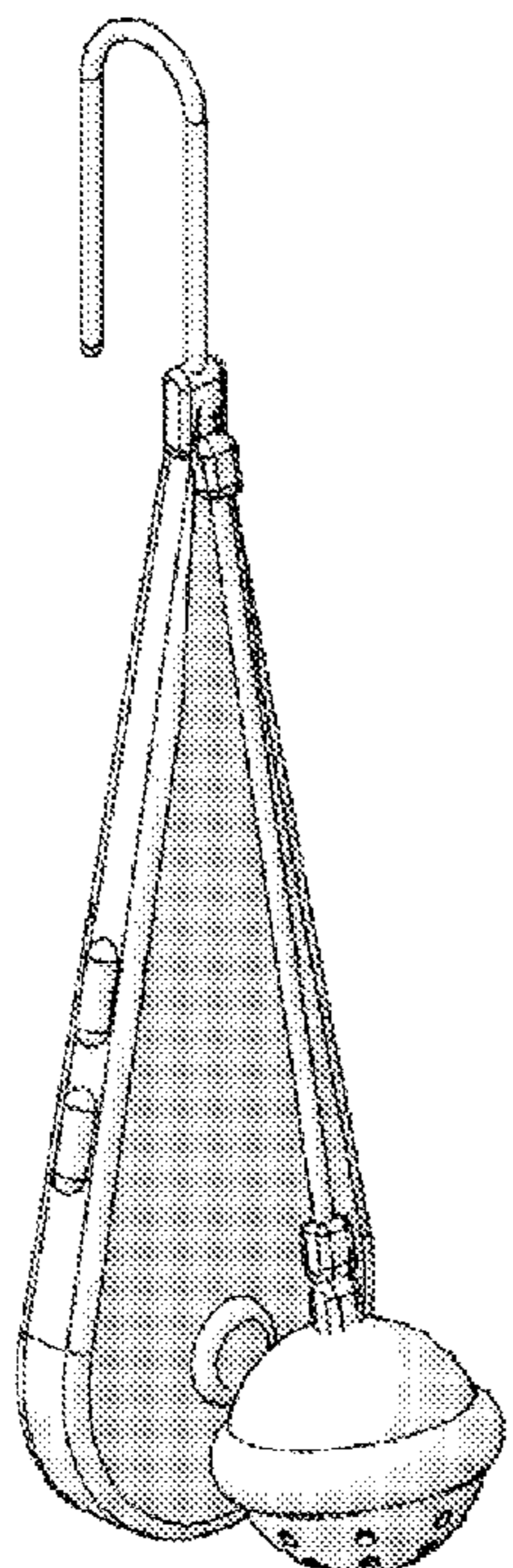
FIG. 5 is a front elevational view of FIG. 1; and,

FIG. 6 is a side elevational view thereof.

FIGS. 2 and 4 are on a reduced scale.

The broken lines showing in FIGS. 2 and 4 is for illustrative purposes only and forms no part of the claimed design.

1 Claim, 6 Drawing Sheets



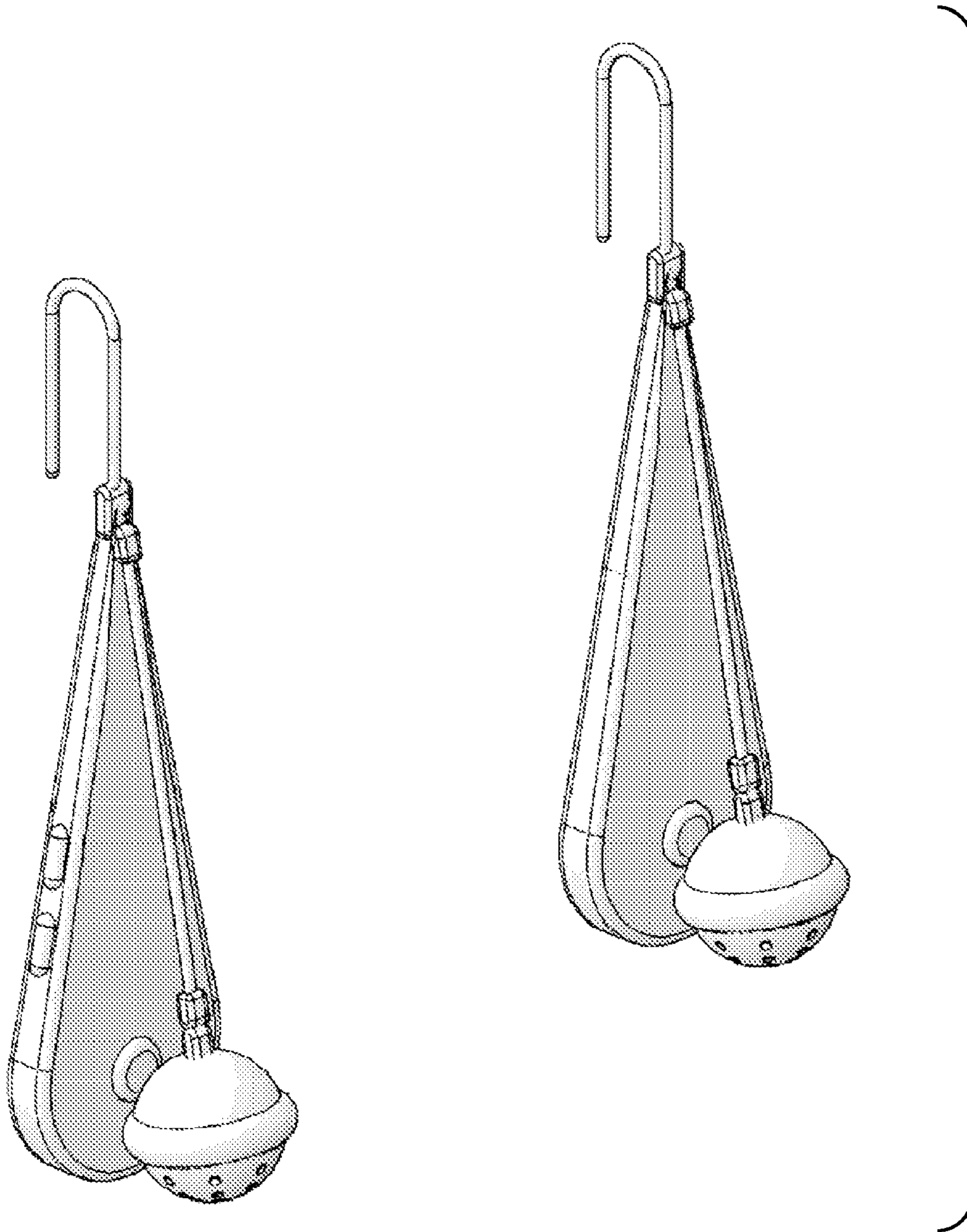


FIG. 1




FIG. 2

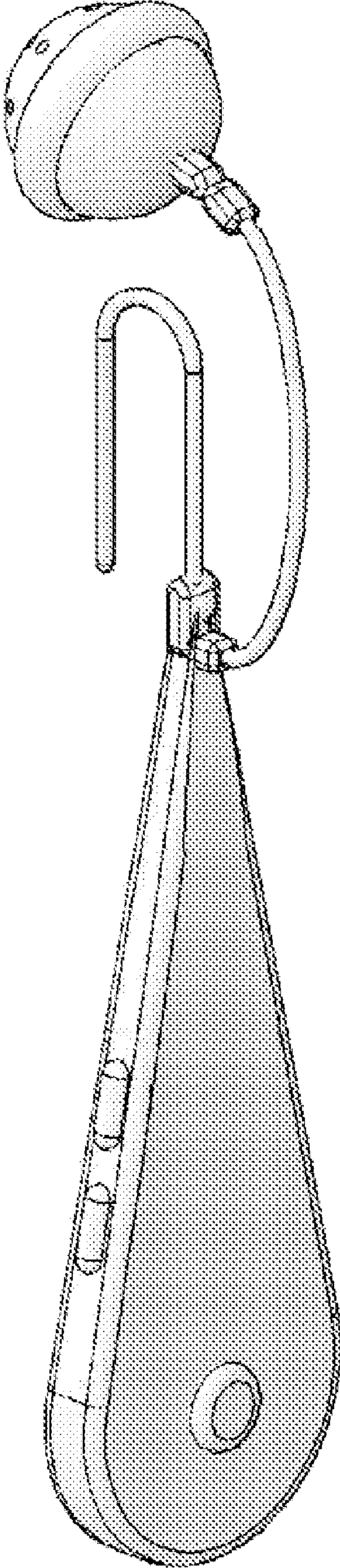


FIG. 3

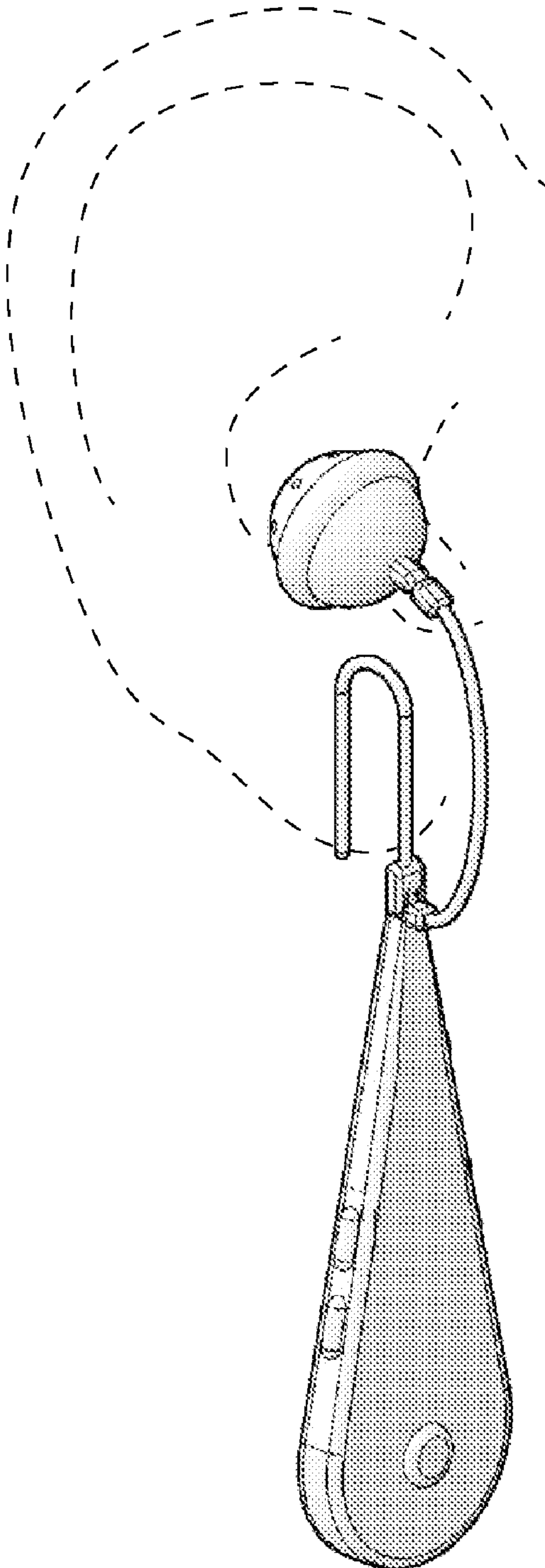


FIG. 4

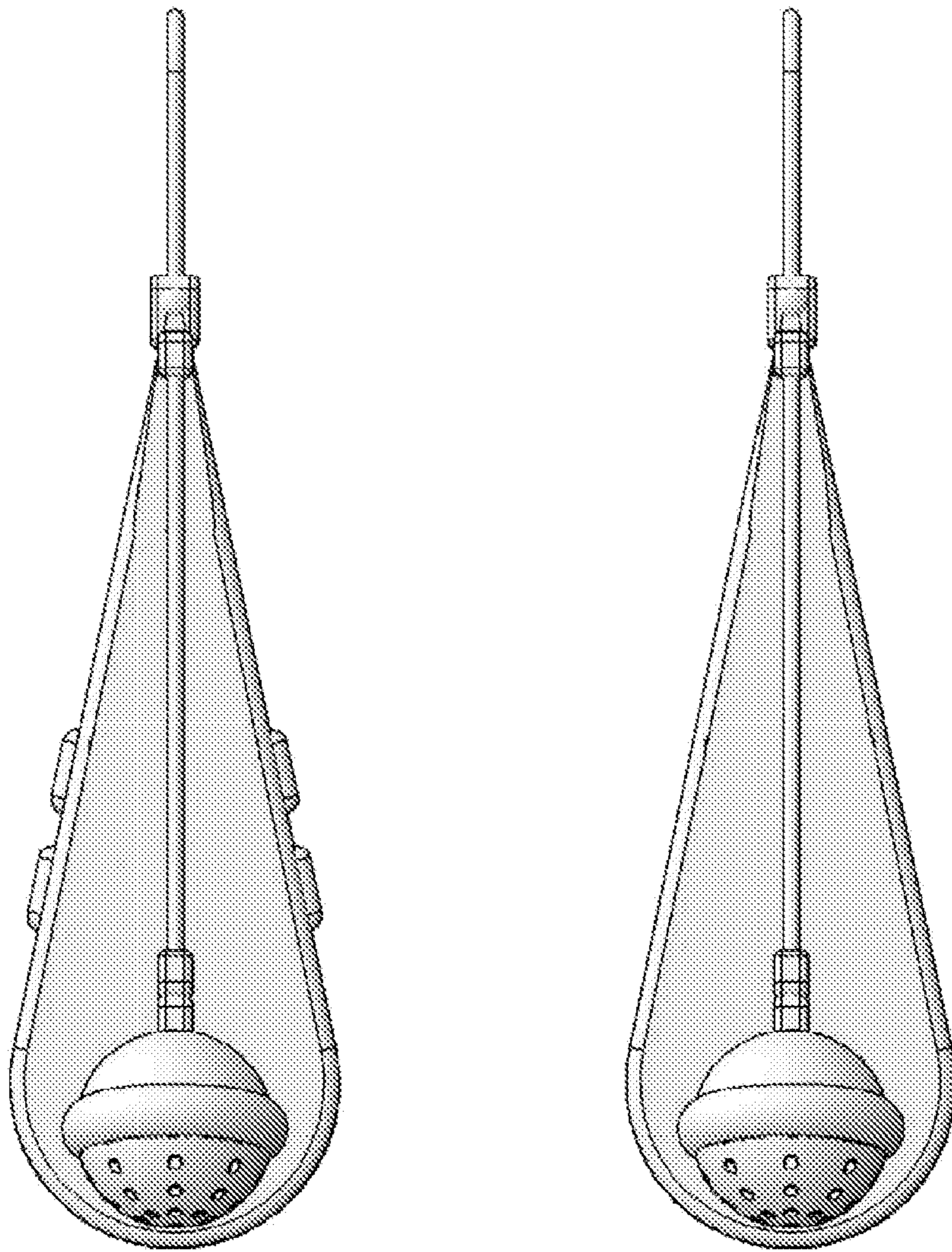


FIG. 5

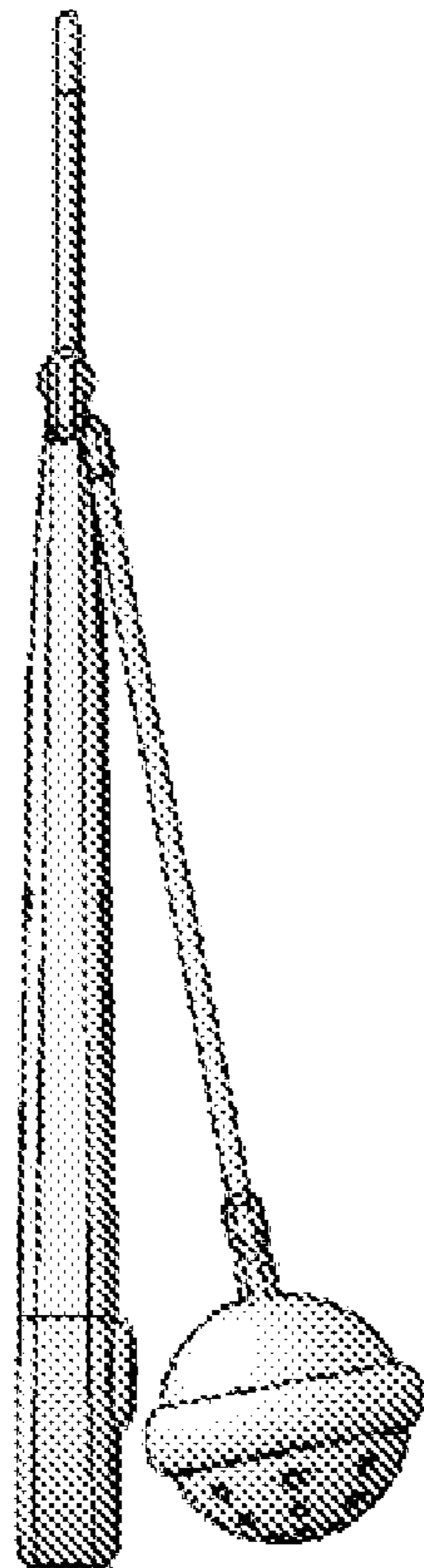
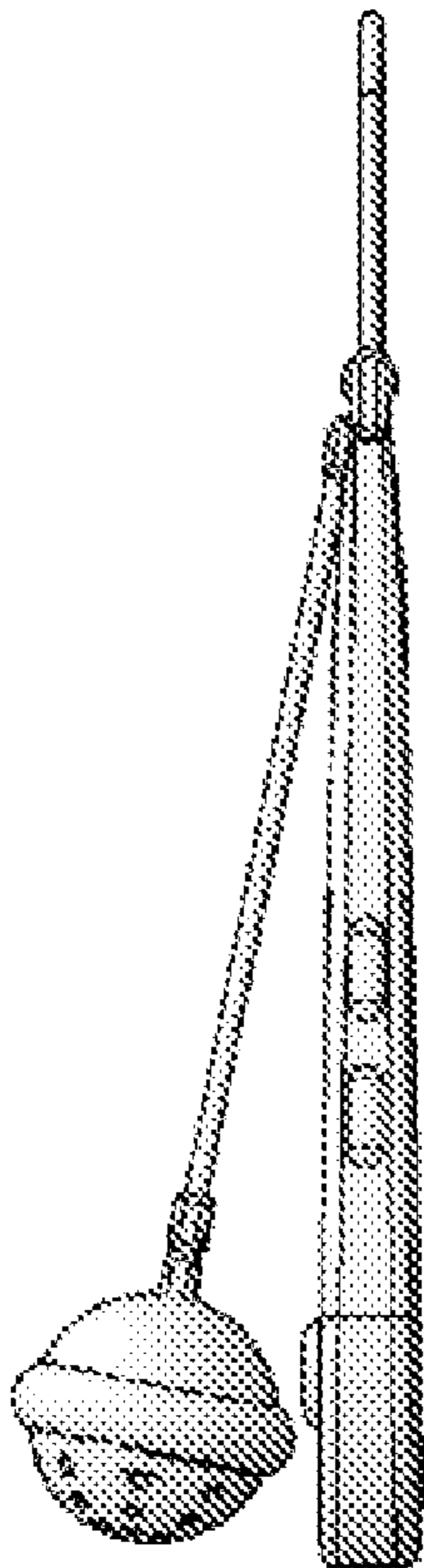


FIG. 6