



US00D612355S

(12) **United States Design Patent**
Luo

(10) **Patent No.:** **US D612,355 S**
(45) **Date of Patent:** **** Mar. 23, 2010**

(54) **PORTABLE ELECTRONIC DEVICE**

(75) Inventor: **Jie Luo**, Shenzhen (CN)
(73) Assignee: **Chi Mei Communications Systems, Inc.**, Tu-Cheng, Taipei County (TW)

(**) Term: **14 Years**

(21) Appl. No.: **29/335,316**

(22) Filed: **Apr. 14, 2009**

(30) **Foreign Application Priority Data**

Mar. 3, 2009 (CN) 2009 3 0300945

(51) **LOC (9) Cl.** **14-03**

(52) **U.S. Cl.** **D14/138 AC**

(58) **Field of Classification Search** D14/138 R,
D14/138 AD, 138 AC, 138 C, 138 G, 191,
D14/203.1–203.8, 496, 138 AA, 138 AB,
D14/247–248, 137, 147, 218, 341–347; D10/65,
D10/78, 104; D13/168; D18/7; 455/566,
455/575.1, 575.3

See application file for complete search history.

(56) **References Cited**

U.S. PATENT DOCUMENTS

D540,790 S * 4/2007 Kim et al. D14/345
D546,795 S * 7/2007 Kim et al. D14/138 AB
D558,757 S * 1/2008 Andre et al. D14/341

(Continued)

FOREIGN PATENT DOCUMENTS

TW D121472 2/2008

OTHER PUBLICATIONS

LG KF700, announced Feb. 2008, [online], [retrieved on Mar. 21, 2008 & May 14, 2008]. Retrieved from Internet, <URL: http://www.gsmarena.com>.*

(Continued)

Primary Examiner—Jeffrey D Asch
Assistant Examiner—Bridget L Eland
(74) *Attorney, Agent, or Firm*—Steven M. Reiss

(57) **CLAIM**

The ornamental design for a portable electronic device, as shown and described.

DESCRIPTION

FIG. 1 is a front perspective view of a portable electronic device showing my design;

FIG. 2 is a front elevational view thereof;

FIG. 3 is a rear elevational view thereof;

FIG. 4 is a left-side elevational view thereof;

FIG. 5 is a right-side elevational view thereof;

FIG. 6 is a top plan view thereof;

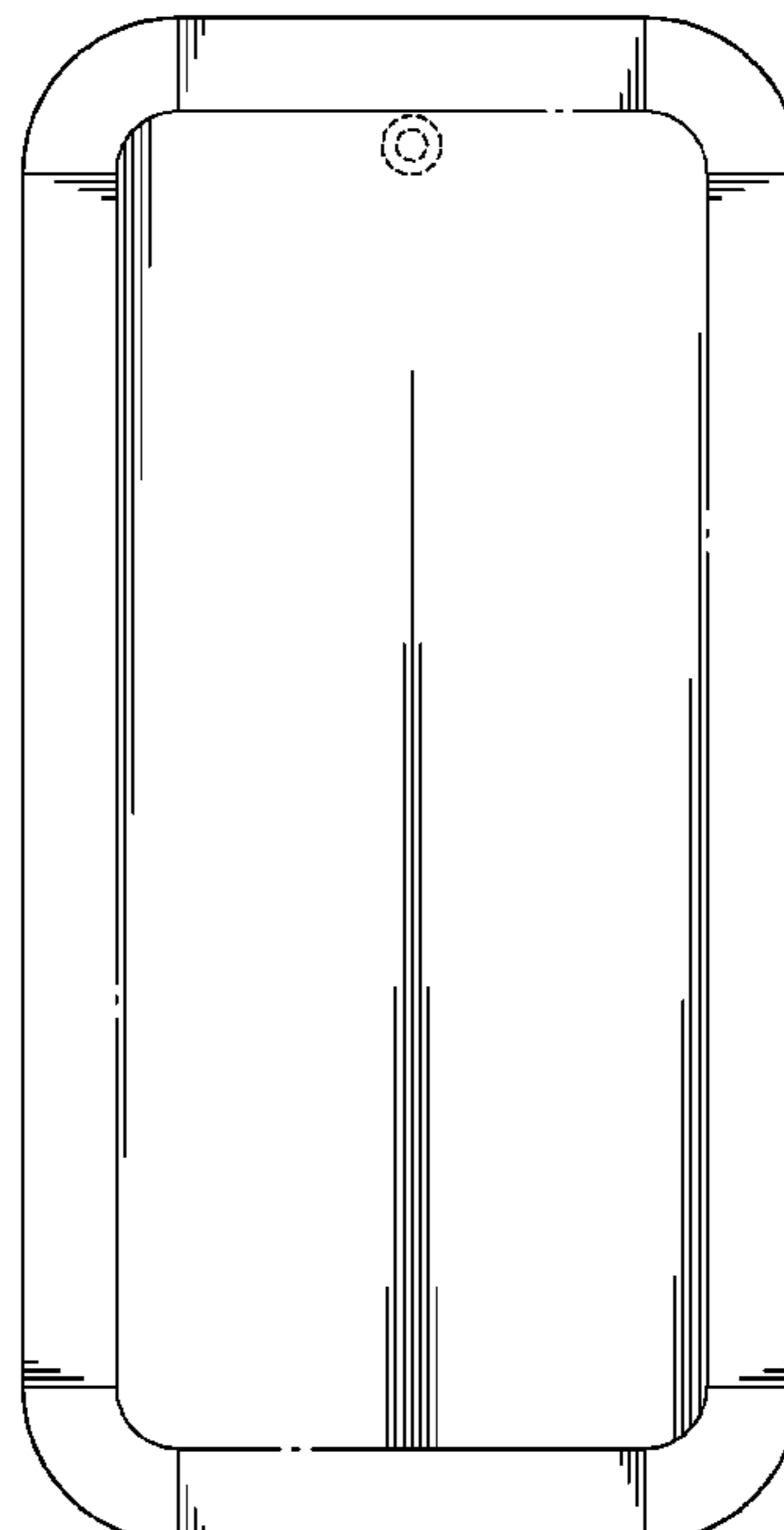
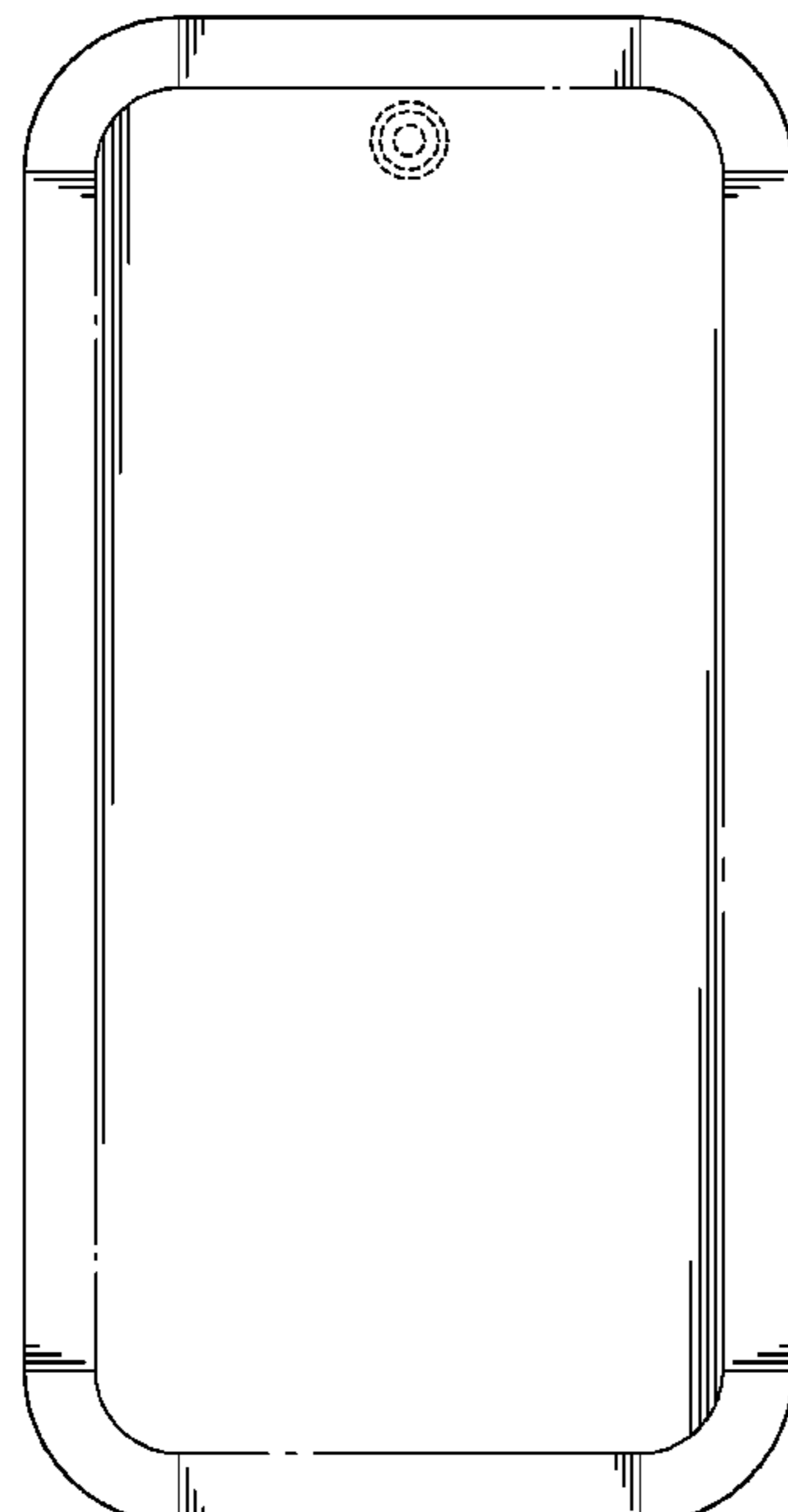
FIG. 7 is a bottom view thereof; and

FIG. 8 is a rear perspective view thereof; and,

FIG. 9 is a perspective view of the portable electronic device showing a state in which the portable electronic device is opened.

The broken lines immediately adjacent the shaded areas, which encompass non-shaded regions, represent the bounds of the claimed design while all other broken lines are directed to environment and are for illustrative purposes only; the broken lines form no part of the claimed design.

1 Claim, 9 Drawing Sheets



U.S. PATENT DOCUMENTS

D563,344 S * 3/2008 Kim et al. D14/138 AB
 D569,837 S * 5/2008 Baik et al. D14/138 G
 D573,123 S * 7/2008 Kim et al. D14/138 AB
 D573,143 S * 7/2008 Park et al. D14/341
 D581,889 S * 12/2008 Kim et al. D14/138 AB
 D584,272 S * 1/2009 Chung et al. D14/138 G
 D585,861 S * 2/2009 Kim et al. D14/138 AB
 D591,258 S * 4/2009 Wilson D14/138 AB
 D591,712 S * 5/2009 Kim et al. D14/138 AB
 D593,059 S * 5/2009 Kim et al. D14/138 G
 D597,067 S * 7/2009 Oh et al. D14/203.7
 D597,512 S * 8/2009 Kim et al. D14/138 G
 2004/0048632 A1* 3/2004 Kuroda 455/550.1
 2005/0009556 A1* 1/2005 Hickey et al. 455/550.1
 2005/0026658 A1* 2/2005 Soejima 455/575.1
 2005/0054393 A1* 3/2005 Fagerstrom et al. 455/575.1
 2005/0107142 A1* 5/2005 Soejima 455/575.3
 2005/0148375 A1* 7/2005 DeLine 455/575.3
 2006/0135222 A1* 6/2006 Kim 455/575.1

2006/0229117 A1* 10/2006 Lehtonen 455/575.3
 2009/0111508 A1* 4/2009 Yeh et al. 455/552.1
 2009/0170566 A1* 7/2009 Kwon et al. 455/566
 2009/0186663 A1* 7/2009 Griffin et al. 455/566

OTHER PUBLICATIONS

LG KM900 Arena, announced Feb. 2009, [online], [retrieved on Feb. 20, 2009]. Retrieved from Internet ,<URL: <http://www.gsmarena.com>>.*
 Sharp 825SH, announced Jun. 2008, [online], [retrieved on Apr. 16, 2009]. Retrieved from Internet ,<URL: <http://www.gsmarena.com>>.*
 Toshiba TG01, announced Jan. 2009, [online], [retrieved on Feb. 6, 2009]. Retrieved from Internet ,<URL: <http://www.gsmarena.com>>.*
 Samsung SPH-P9000, posted Nov. 8, 2006, [online], [retrieved on Oct. 9, 2009]. Retrieved from Internet ,<URL: <http://www.mobiletechnews.com>>.*

* cited by examiner

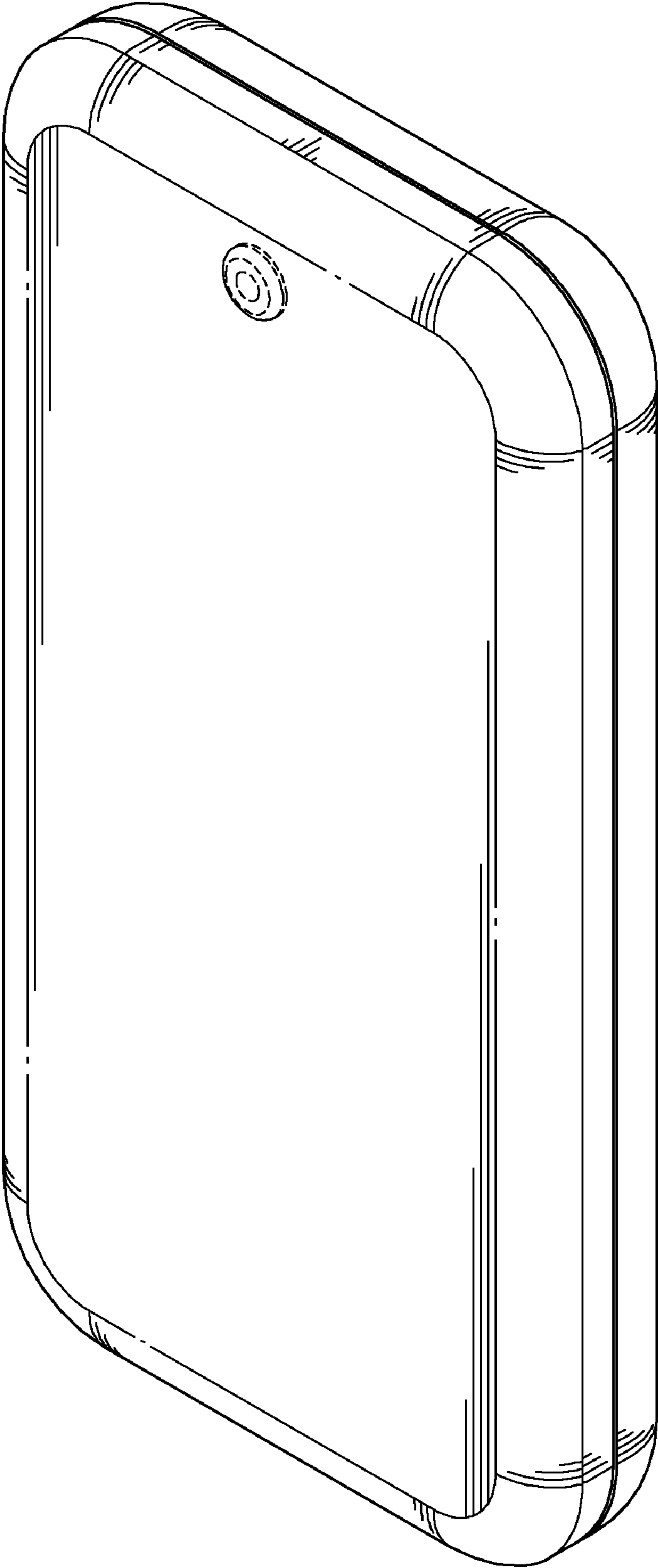


FIG. 1




FIG. 2

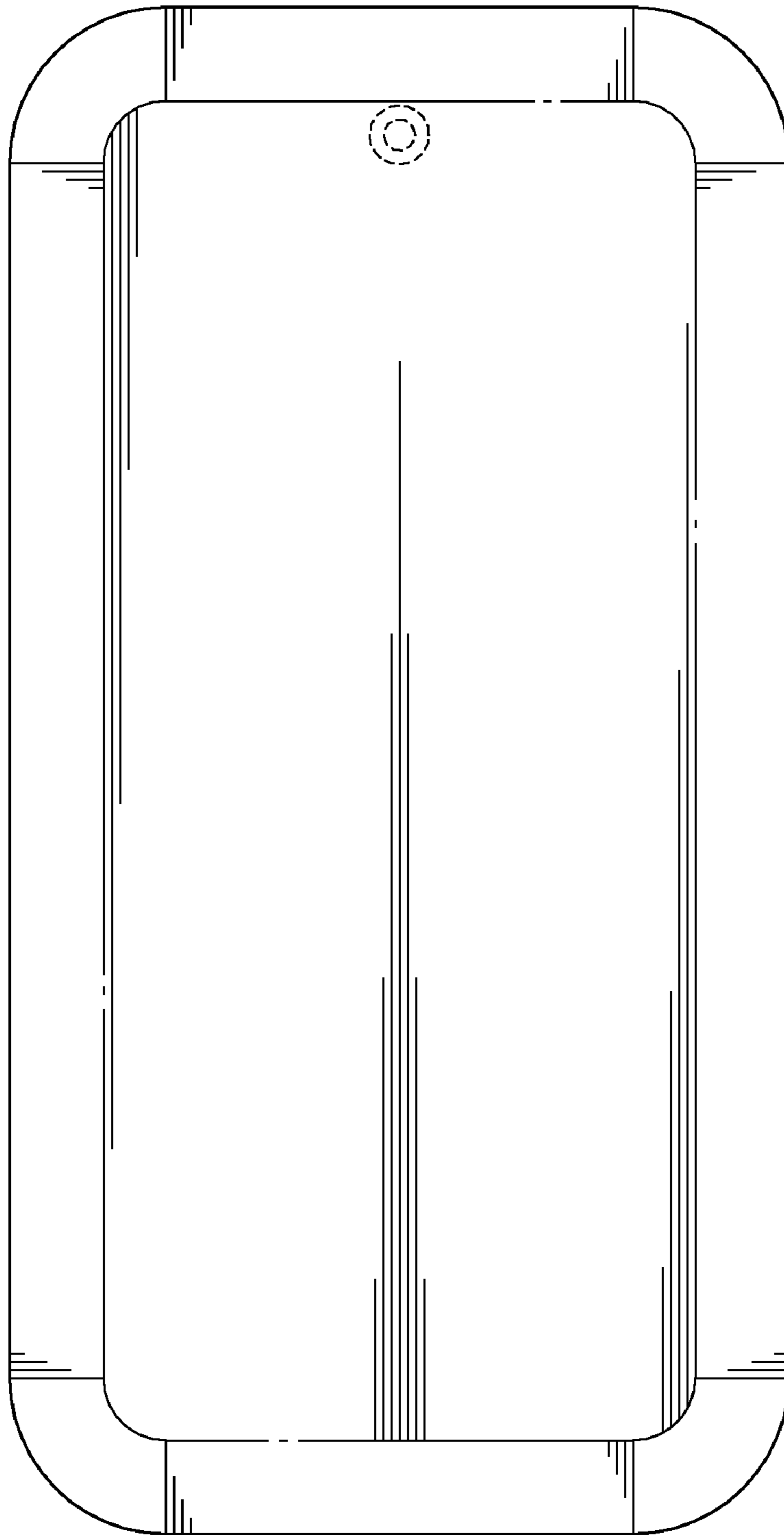


FIG. 3

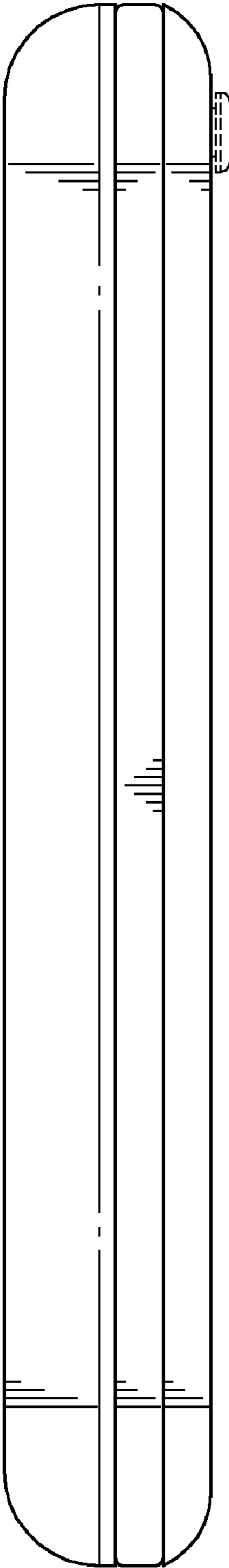


FIG. 4

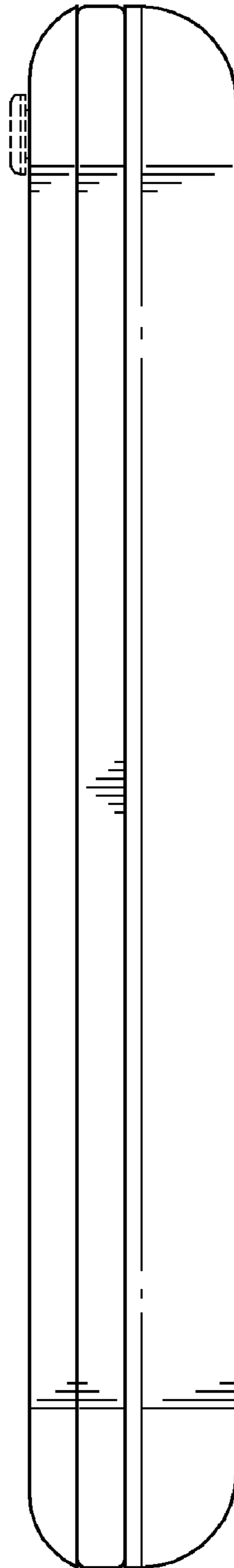


FIG. 5

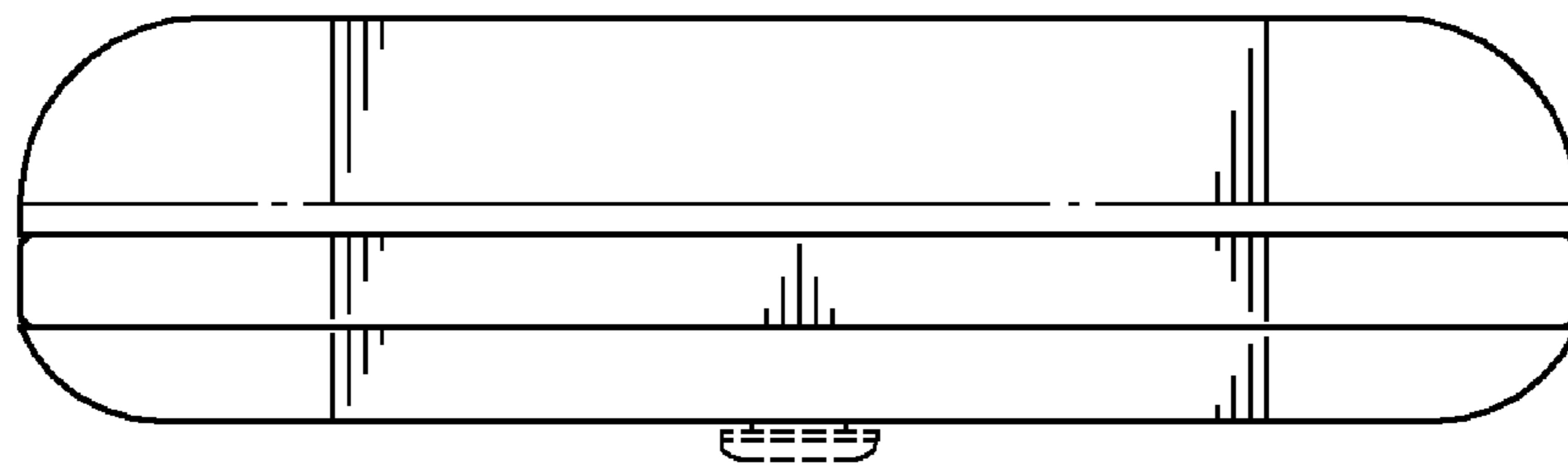


FIG. 6

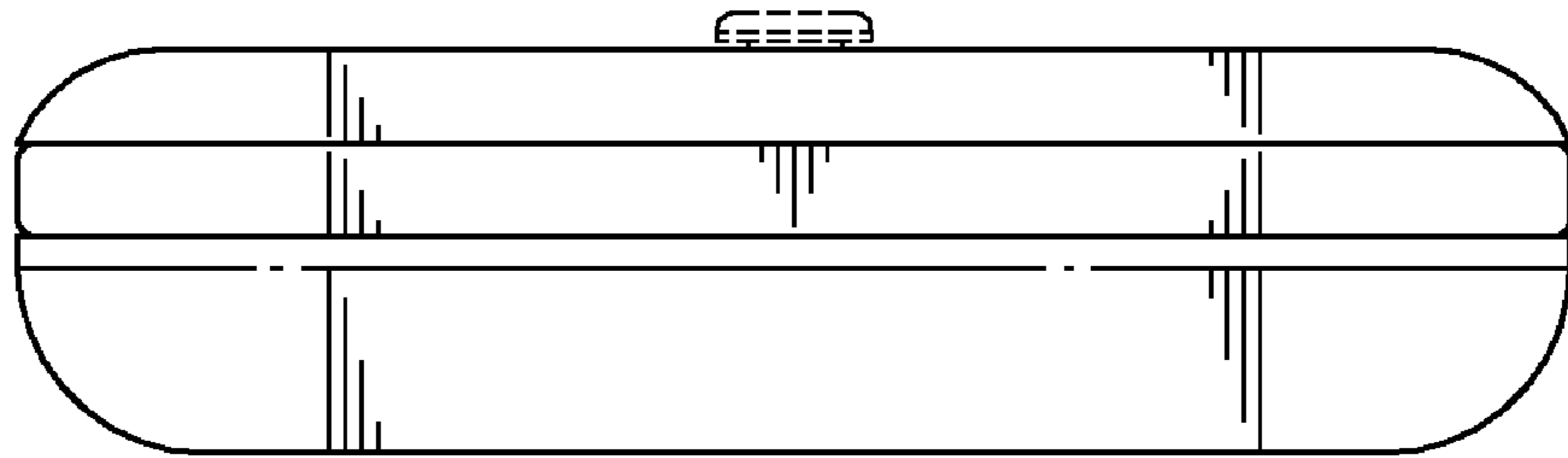


FIG. 7

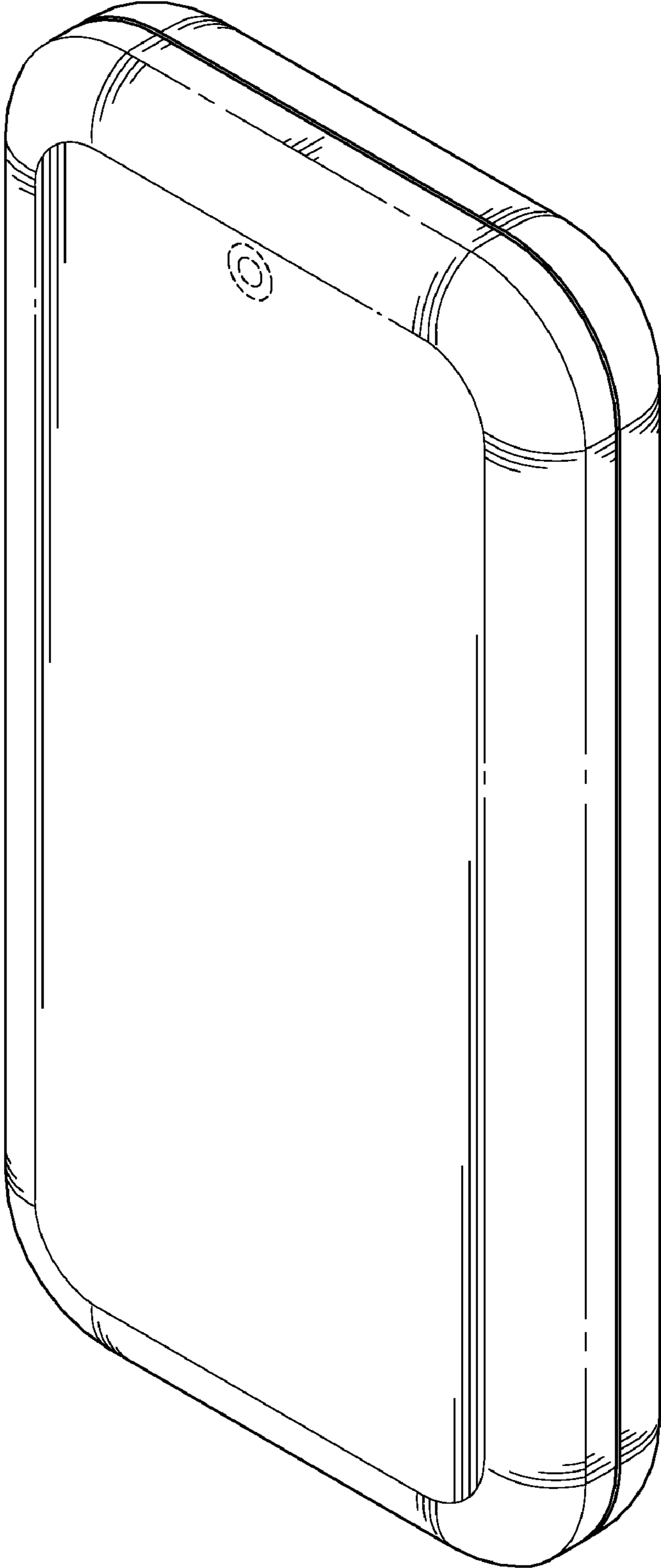


FIG. 8

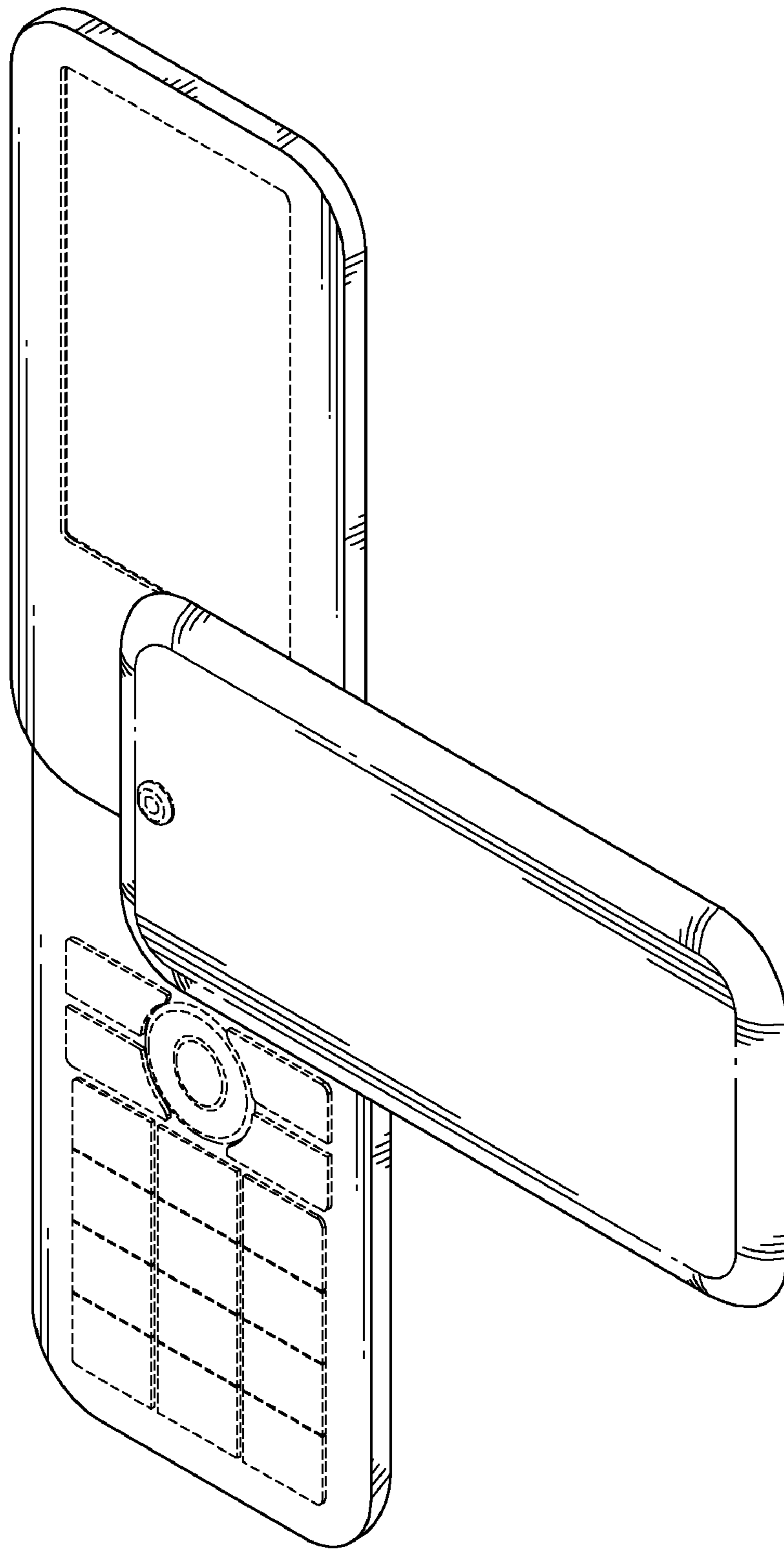


FIG. 9