



US00D612325S

(12) **United States Design Patent**
Haga

(10) **Patent No.:** **US D612,325 S**
(45) **Date of Patent:** **** Mar. 23, 2010**

(54) **TIRE TREAD**

(75) Inventor: **Takafumi Haga**, Tokyo (JP)

(73) Assignee: **Bridgestone Corporation**, Tokyo (JP)

(**) Term: **14 Years**

(21) Appl. No.: **29/329,042**

(22) Filed: **Dec. 8, 2008**

(51) **LOC (9) Cl.** **12-15**

(52) **U.S. Cl.** **D12/566**

(58) **Field of Classification Search** D12/533-567,
D12/599-603, 900-901; 152/209.1, 209.8-209.19,
152/209.25-209.28

See application file for complete search history.

(56) **References Cited**

U.S. PATENT DOCUMENTS

D335,643 S *	5/1993	Hino	D12/567
D369,995 S *	5/1996	Graas et al.	D12/566
D384,311 S *	9/1997	Maruyama et al.	D12/567
D390,176 S *	2/1998	Maxwell	D12/566
D426,498 S *	6/2000	Ebiko et al.	D12/566
D451,452 S *	12/2001	Welbes	D12/567
D496,327 S *	9/2004	Heinen et al.	D12/567
D508,891 S *	8/2005	Bonhomme et al.	D12/566

D583,306 S * 12/2008 Fontaine et al. D12/566

FOREIGN PATENT DOCUMENTS

JP 1185687 S 9/2002

OTHER PUBLICATIONS

Japanese Office Action dated Dec. 10, 2008 (2 pages).

* cited by examiner

Primary Examiner—Stacia Cadmus

(74) *Attorney, Agent, or Firm*—Sughrue Mion, PLLC

(57) **CLAIM**

The ornamental design for a tire tread, shown and described.

DESCRIPTION

FIG. 1 is a perspective view of a tire tread, it being understood that the tread pattern repeats uniformly throughout the circumference of the tire.

FIG. 2 is a front elevation view thereof.

FIG. 3 is a left side elevation view thereof.

FIG. 4 is a right side elevation view thereof; and,

FIG. 5 is an enlarged fragmentary front view thereof.

The broken lines shown in the drawings are for the purpose of showing environmental structure only and form no part of the claimed design.

1 Claim, 5 Drawing Sheets


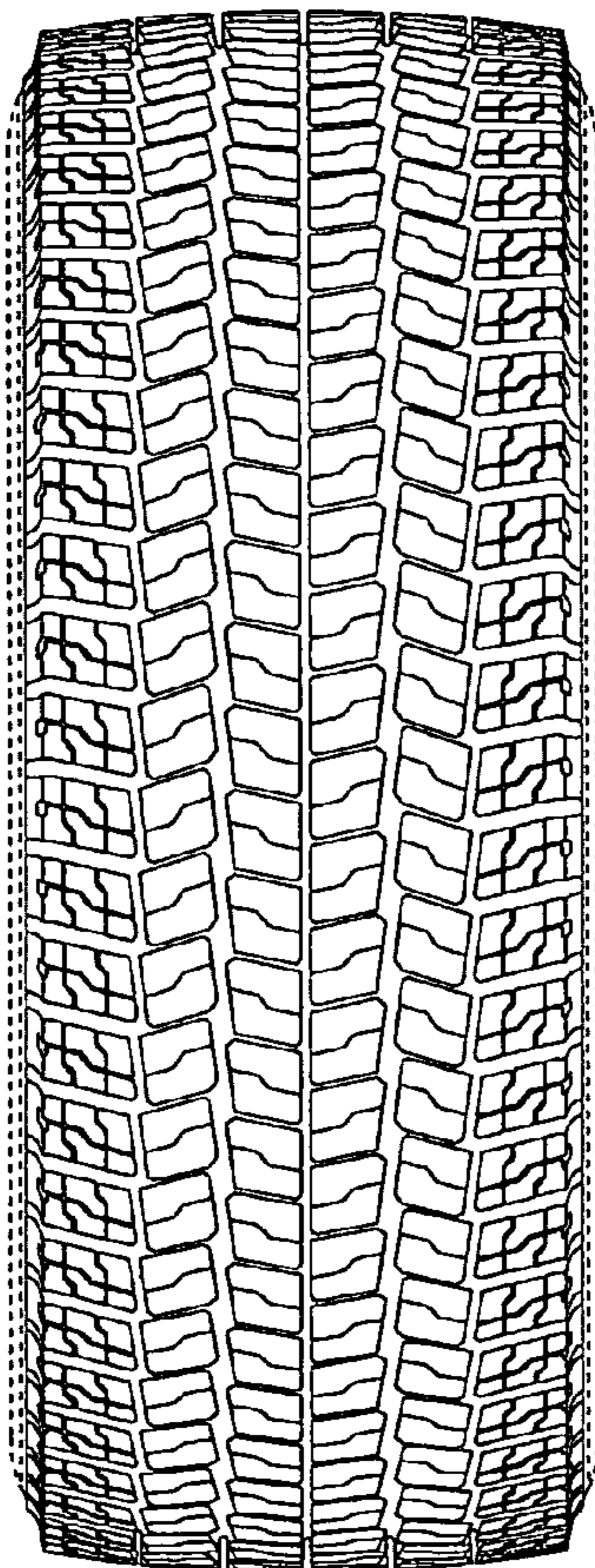


FIG. 1

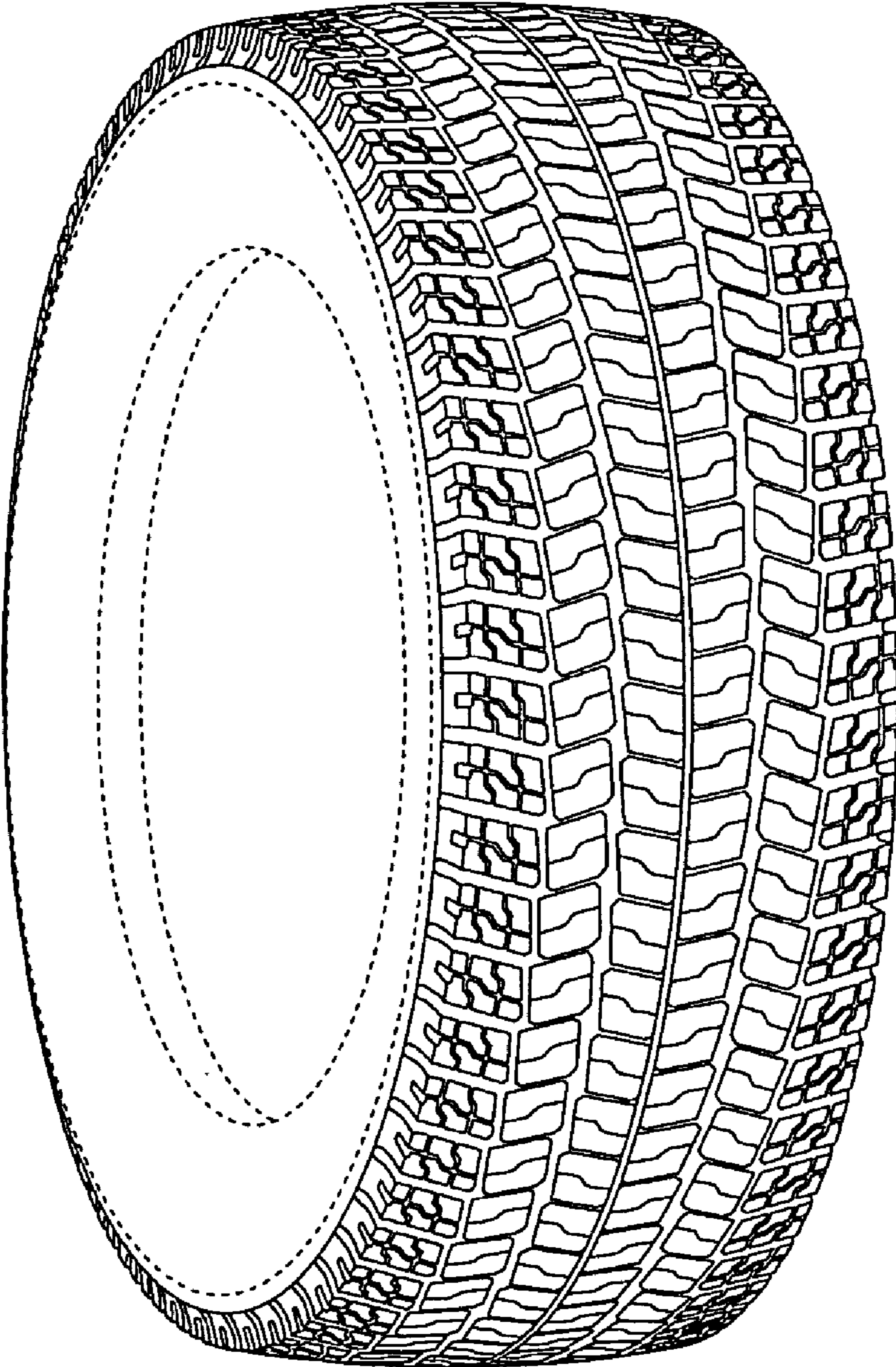


FIG. 2

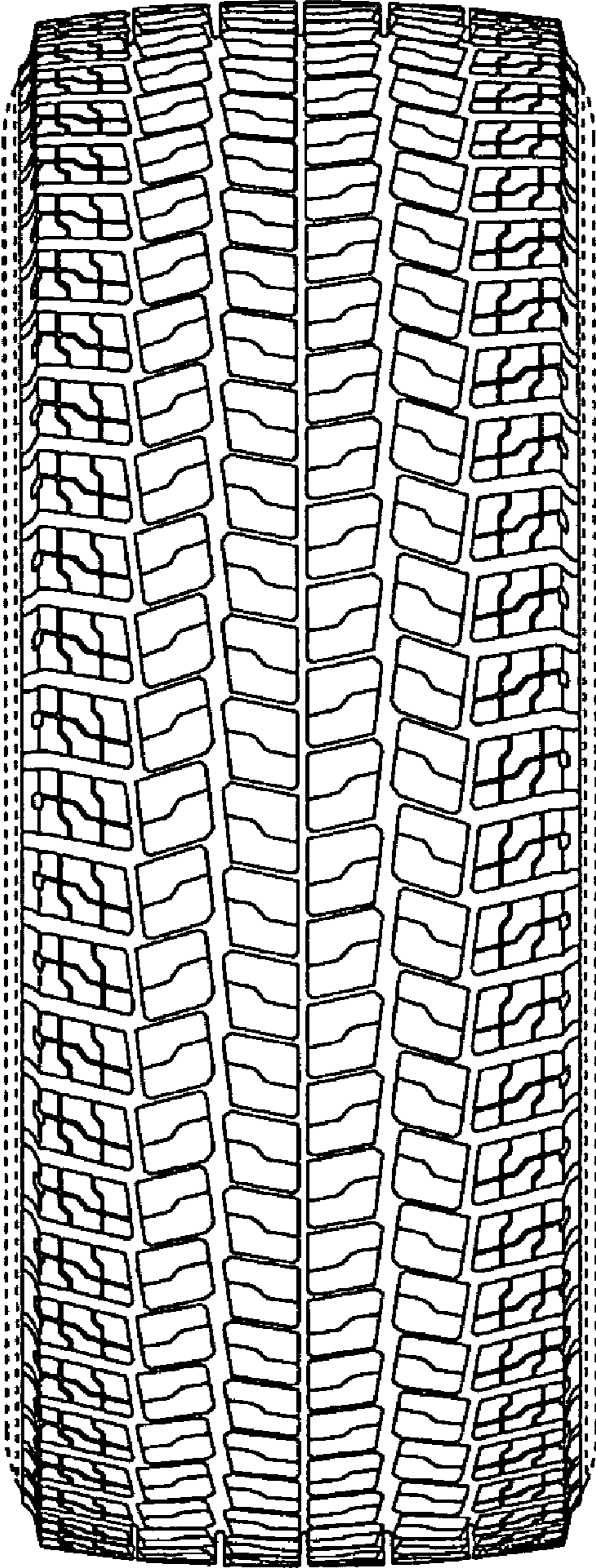


FIG. 3

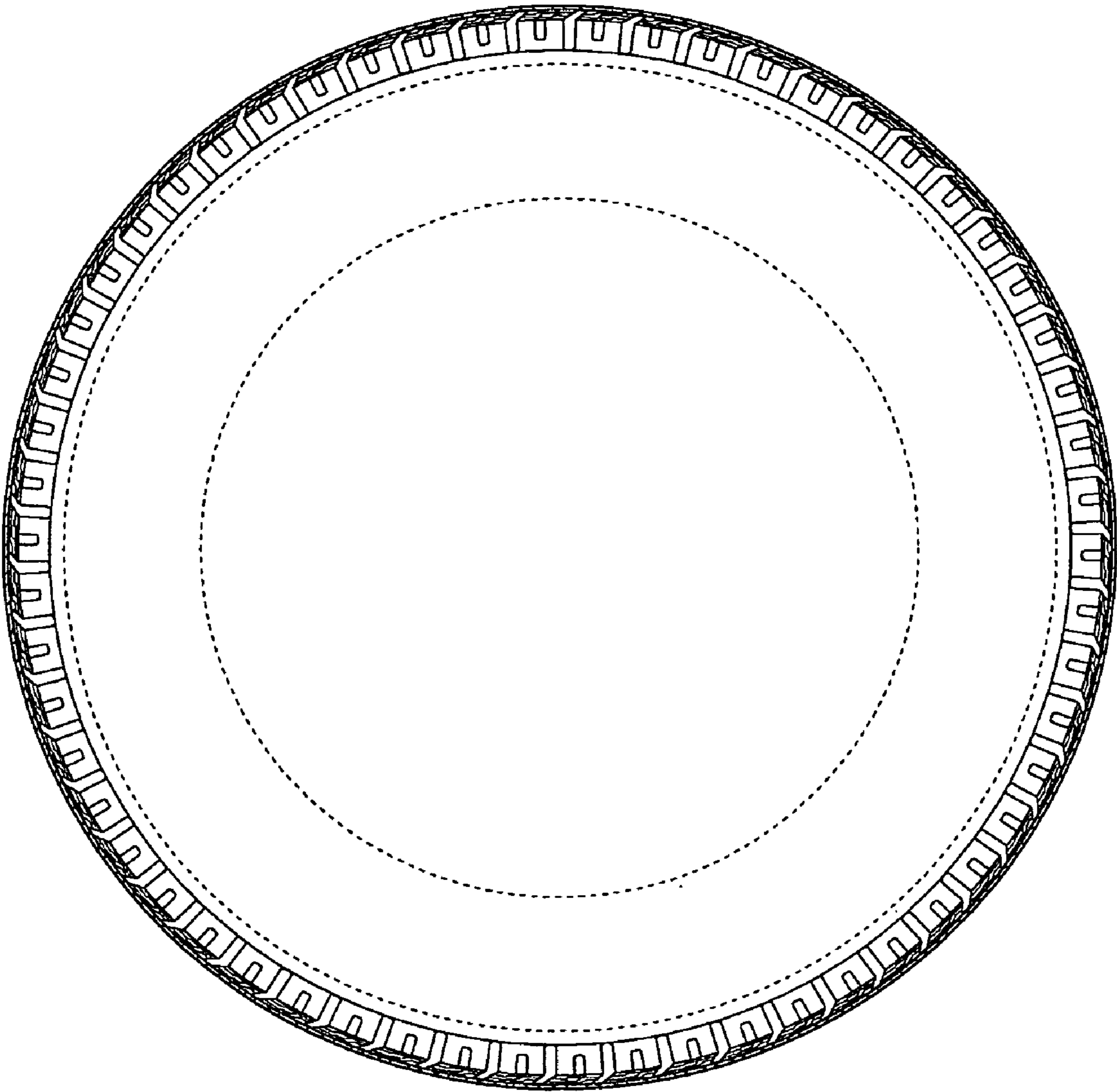


FIG. 4

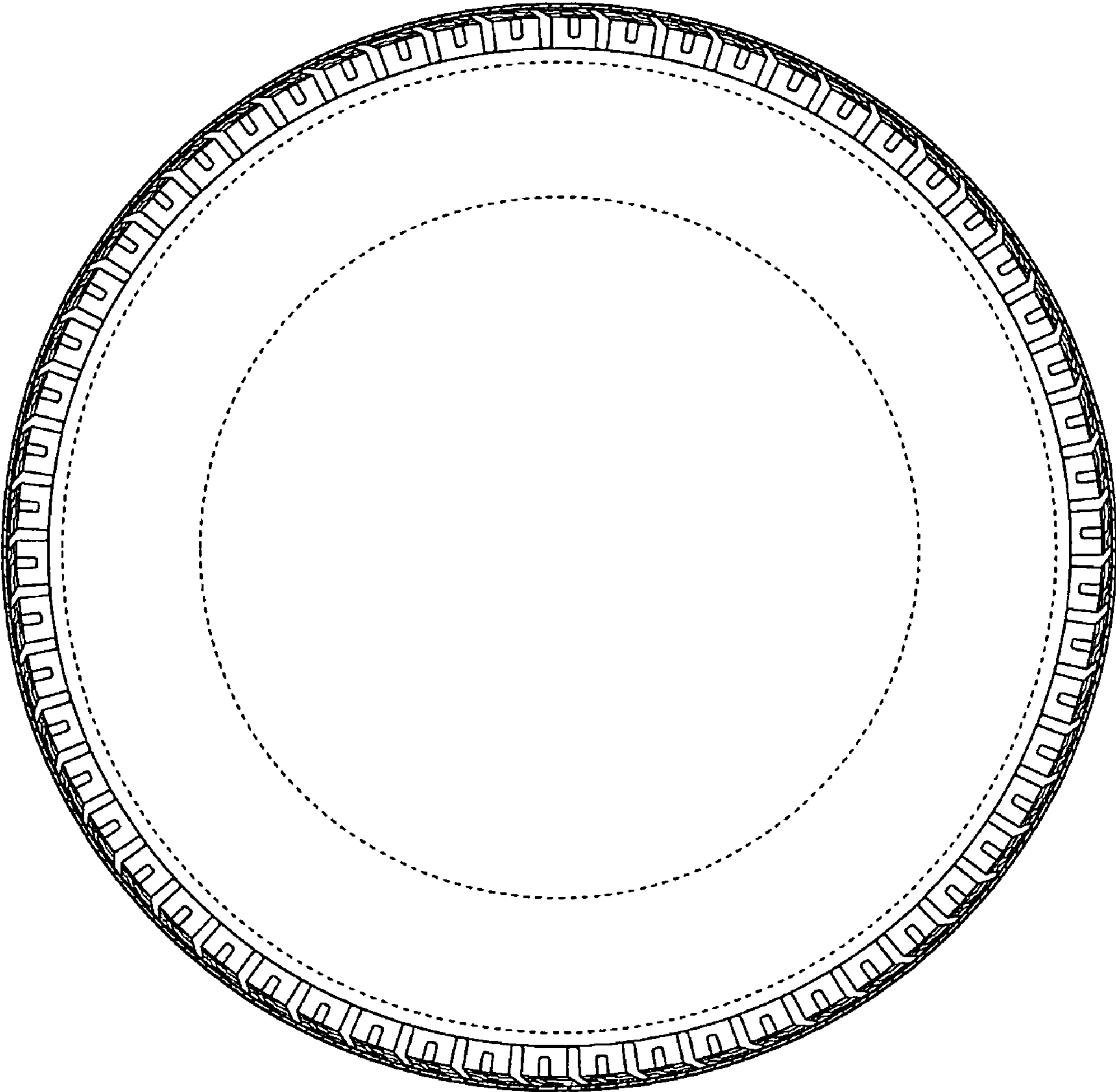


FIG. 5

