



US00D612306S

(12) **United States Design Patent**
Nakanishi

(10) **Patent No.:** **US D612,306 S**
(45) **Date of Patent:** **** Mar. 23, 2010**

(54) **HOOD AND GRILL PORTION OF A TRANSPORT VEHICLE**

(75) Inventor: **Shinobu Nakanishi**, Takatsuki (JP)

(73) Assignee: **Kubota Corporation**, Osaka (JP)

(**) Term: **14 Years**

(21) Appl. No.: **29/273,622**

(22) Filed: **Mar. 7, 2007**

(30) **Foreign Application Priority Data**

Oct. 2, 2006 (JP) 2006-026673

(51) **LOC (9) Cl.** **12-08**

(52) **U.S. Cl.** **D12/173**

(58) **Field of Classification Search** D12/163,
D12/171, 173, 196, 216, 90-92, 86, 400,
D12/170, 164; 180/68.1, 68.6, 69.2, 69.1,
180/69.25; 296/193.11

See application file for complete search history.

(56) **References Cited**

U.S. PATENT DOCUMENTS

- D421,587 S * 3/2000 Horbury et al. D12/173
- D526,943 S * 8/2006 Wu D12/163
- D541,198 S * 4/2007 Levy D12/173
- D555,557 S * 11/2007 Schiavone et al. D12/184
- D572,639 S * 7/2008 Hayashi et al. D12/173
- D575,688 S * 8/2008 Miyata et al. D12/163

- D578,439 S * 10/2008 Yukawa et al. D12/92
- D585,341 S * 1/2009 Sonoda et al. D12/164
- D592,111 S * 5/2009 Janik et al. D12/163
- D592,113 S * 5/2009 Ward D12/173

* cited by examiner

Primary Examiner—Robert M Spear

Assistant Examiner—Cynthia Underwood

(74) *Attorney, Agent, or Firm*—The Webb Law Firm

(57) **CLAIM**

The ornamental design of a hood and grill portion of a transport vehicle, as shown and described.

DESCRIPTION

FIG. 1 is a right front perspective view of my hood and grill portion of a transport vehicle;

FIG. 2 is a left front perspective view thereof;

FIG. 3 is a right side view thereof;

FIG. 4 is a left side view thereof;

FIG. 5 is a top plan view thereof;

FIG. 6 is an enlarged front view thereof; and,

FIG. 7 is a right front perspective view thereof.

FIGS. 1 and 2 show the hood and grill portion of a transport vehicle in its intended environment by the area having a stippled texture and outlined in dashed lines. This area is not part of the claimed subject matter.

1 Claim, 7 Drawing Sheets






FIG. 1




FIG. 2



FIG. 3



FIG. 4



FIG. 5




FIG. 6




FIG. 7