



US00D612294S

(12) **United States Design Patent**
Della Valle et al.

(10) **Patent No.:** **US D612,294 S**
(45) **Date of Patent:** **** *Mar. 23, 2010**

(54) **BUCKLE DECORATION**

(75) Inventors: **Diego Della Valle**, Sant'Elpidio a Mare (IT); **Erica Moggio**, Sant'Elpidio a Mare (IT)

(73) Assignee: **TOD'S S.p.A.**, Sant'Elpidio a Mare (Fermo) (IT)

(*) Notice: This patent is subject to a terminal disclaimer.

(**) Term: **14 Years**

(21) Appl. No.: **29/331,099**

(22) Filed: **Jan. 20, 2009**

(30) **Foreign Application Priority Data**

Jul. 21, 2008 (EM) 000974175

(51) **LOC (9) Cl.** **02-07**

(52) **U.S. Cl.** **D11/229**

(58) **Field of Classification Search** D11/200-241, D11/3-6; 24/180, 196, 616, 625, 650, 169-171, 24/173, 177-179, 191, 194, 195, 197, 31 R, 24/33 B, 623, 697.2, 688-690; D2/625-629; 63/11, 20

See application file for complete search history.

(56) **References Cited**

U.S. PATENT DOCUMENTS

1,654,805 A 1/1928 Hamric
1,994,686 A 3/1935 Chernow
2,738,616 A 3/1956 Windle
D190,646 S 6/1961 Buckley
D241,188 S * 8/1976 Lanham D2/627

D325,546 S 4/1992 Collier
D339,545 S * 9/1993 Davies D11/3
D361,651 S * 8/1995 Jacob D2/627
D402,092 S * 12/1998 Gill D2/627
D455,980 S 4/2002 Fildan et al.
D462,632 S * 9/2002 Iovacchini D11/3
D465,172 S 11/2002 Gruosi
D593,449 S * 6/2009 Bulgari D11/200

* cited by examiner

Primary Examiner—Catherine R Oliver
(74) *Attorney, Agent, or Firm*—Knobbe Martens Olson & Bear LLP

(57) **CLAIM**

The ornamental design for a buckle decoration, as shown and described herein.

DESCRIPTION

FIG. 1 is a front elevational view of a buckle decoration showing our new design.

FIG. 2 is a rear elevational view thereof.

FIG. 3 is a right side elevational view thereof.

FIG. 4 is a left side elevational view thereof.

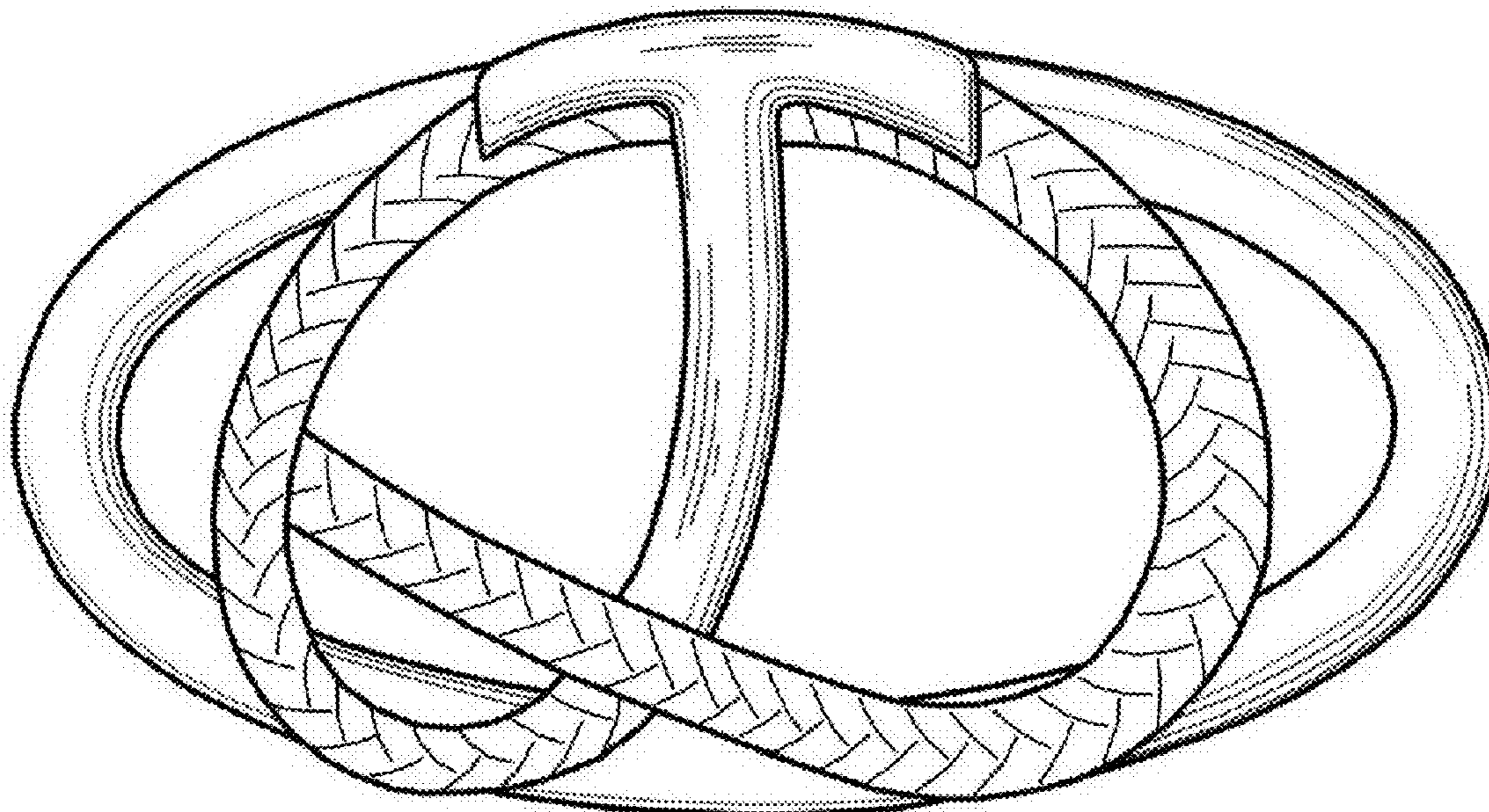
FIG. 5 is a top plan view thereof.

FIG. 6 is a bottom plan view thereof; and,

FIG. 7 is a perspective view thereof.

In some embodiments, a pair of decorations may be used on a pair of objects, such as on a pair of shoes. In such embodiments, or where a mirror image decoration may be used alone, respective views of a mirror image decoration showing our new design are mirror images of FIGS. 1-7.

1 Claim, 3 Drawing Sheets



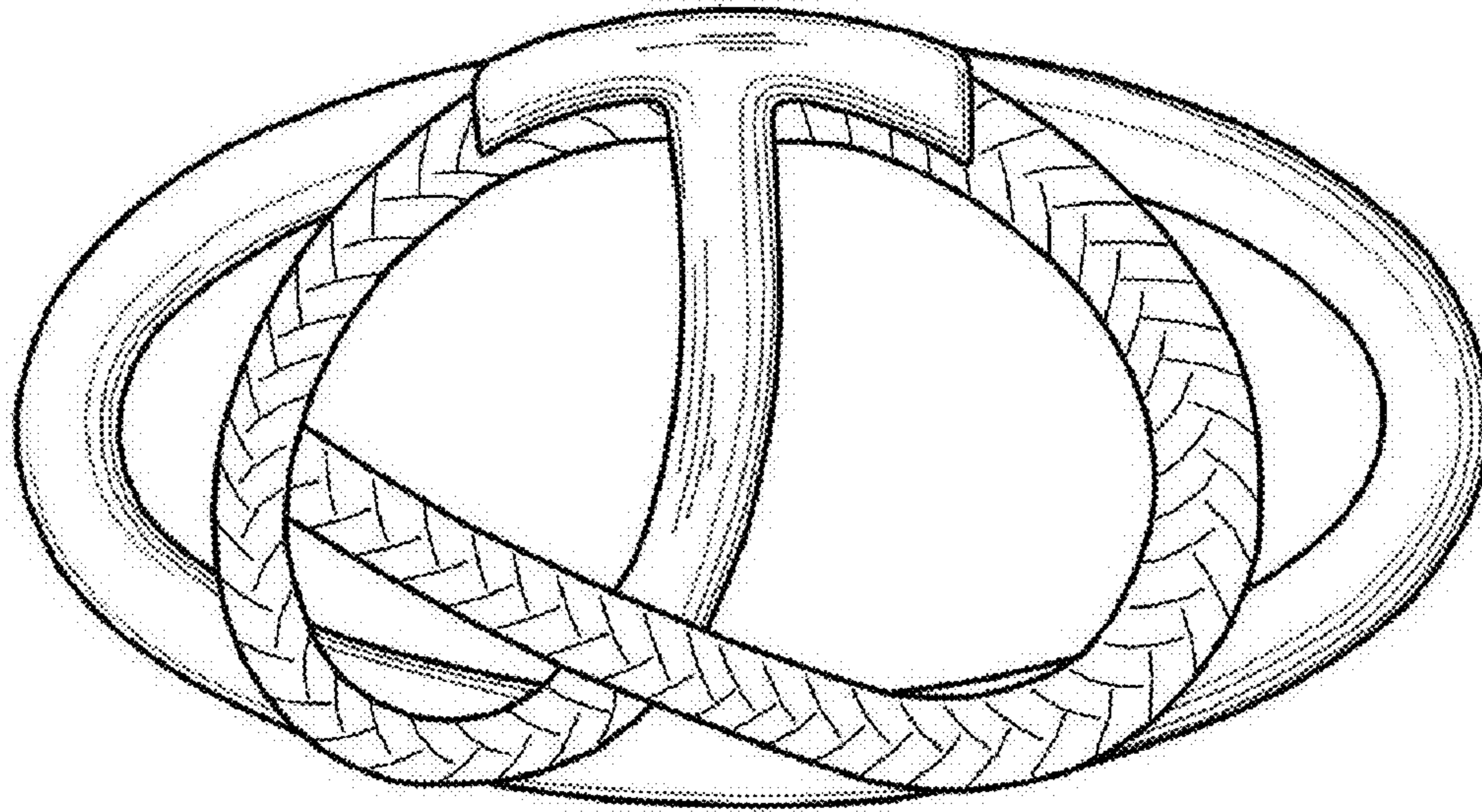


FIG. 1

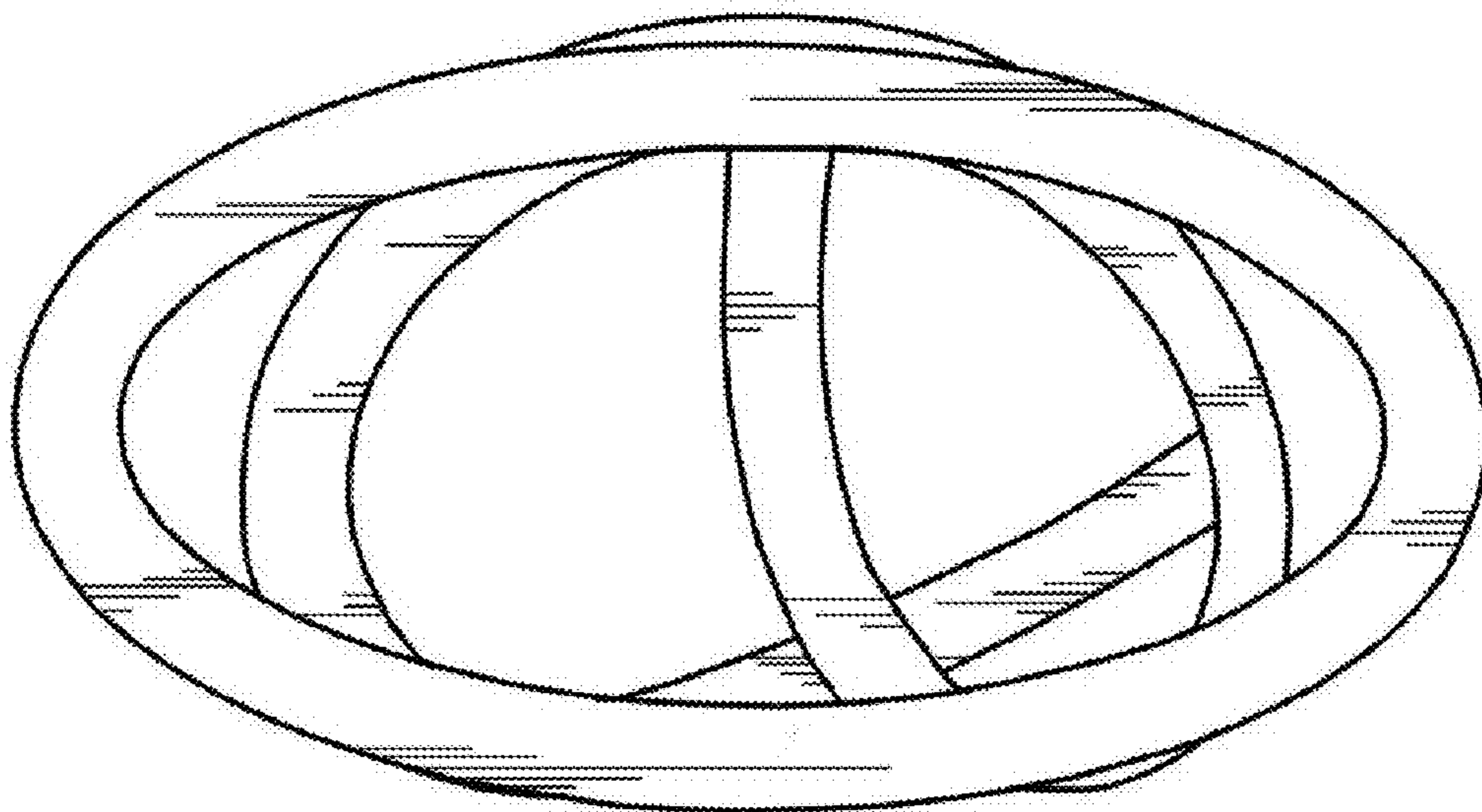


FIG. 2




FIG. 3

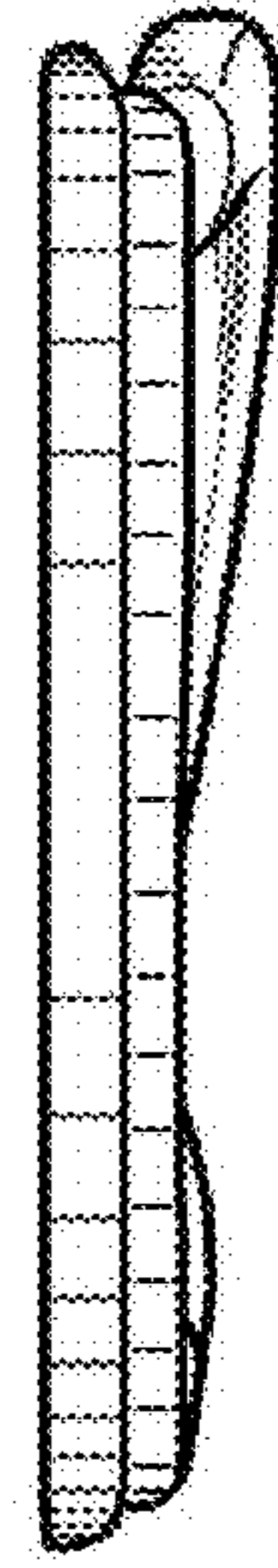


FIG. 4



FIG. 5



FIG. 6

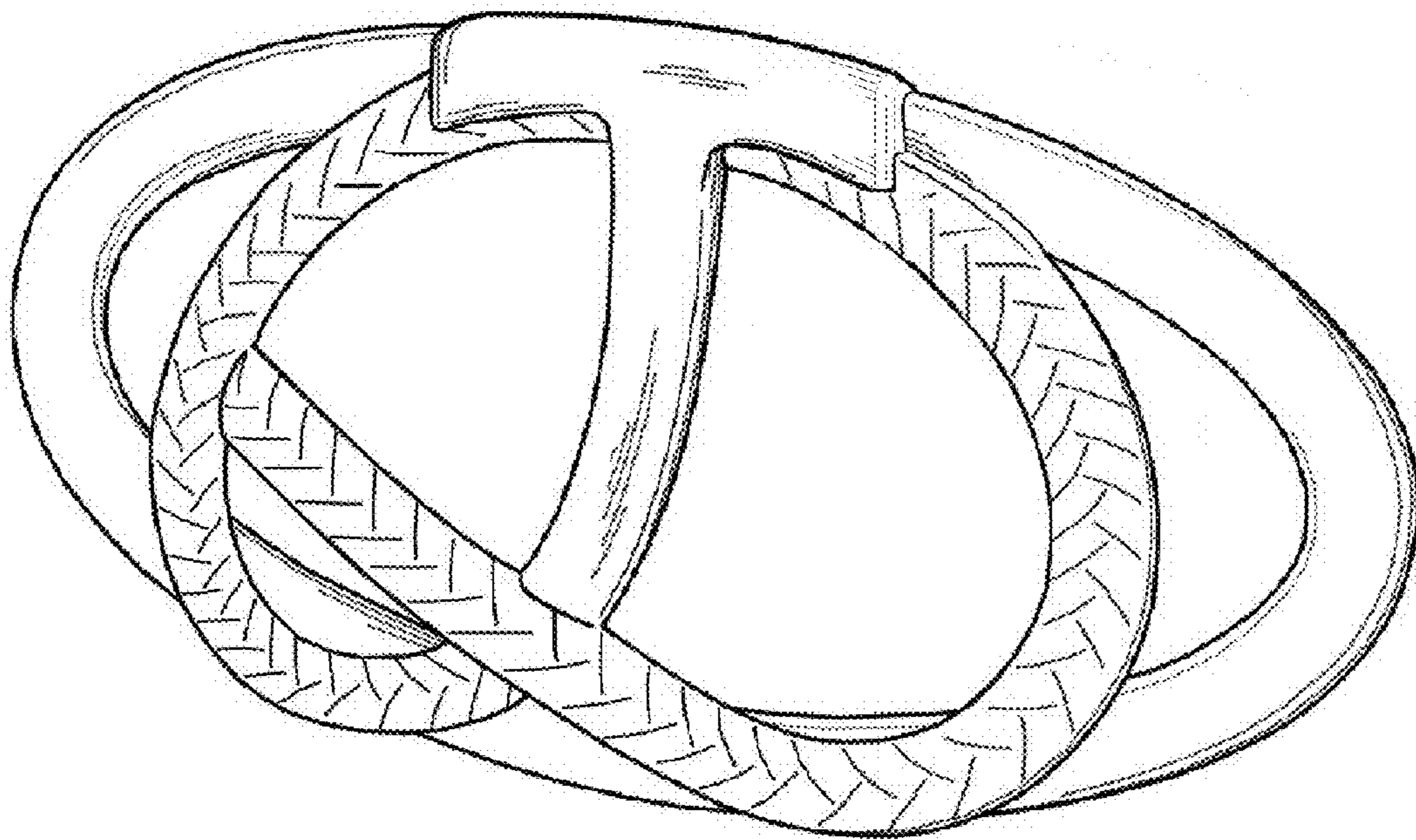


FIG.7