



US00D612287S

(12) **United States Design Patent**  
**Johnson**

(10) **Patent No.:** **US D612,287 S**  
(45) **Date of Patent:** **\*\* Mar. 23, 2010**

(54) **HOLIDAY DISPLAY**

(75) Inventor: **Douglas Johnson**, Elmhurst, IL (US)

(73) Assignee: **GGP Limited Partnership**, Chicago, IL (US)

(\*\*) Term: **14 Years**

(21) Appl. No.: **29/321,785**

(22) Filed: **Jul. 23, 2008**

(51) **LOC (9) Cl.** ..... **11-05**

(52) **U.S. Cl.** ..... **D11/125; D11/117; D21/506**

(58) **Field of Classification Search** ..... D11/117,  
D11/121, 125, 127, 131, 157, 158; 428/7-12;  
D21/506, 507, 510, 511, 530

See application file for complete search history.

(56) **References Cited**

**U.S. PATENT DOCUMENTS**

D139,527 S *	11/1944	Olson	.....	D21/511
D142,528 S *	10/1945	Novak	.....	D21/507
D183,620 S *	9/1958	Largo	.....	D21/385
D185,041 S *	4/1959	Sanderson	.....	D21/511
D210,301 S *	2/1968	Thornell	.....	D21/507
D227,689 S *	7/1973	Rae	.....	D21/511
D245,194 S *	7/1977	Bell	.....	D21/510
D251,265 S *	3/1979	Shorten	.....	D21/511
D255,912 S *	7/1980	Chapman et al.	.....	D21/510
D262,557 S *	1/1982	McElhaney	.....	D21/507
D276,832 S *	12/1984	Winslow et al.	.....	D21/511
D282,674 S *	2/1986	Marschak	.....	D21/511
D291,937 S *	9/1987	Fisher	.....	D99/30
D302,710 S *	8/1989	Roy	.....	D21/510
D302,836 S *	8/1989	Roy	.....	D21/511
D335,369 S *	5/1993	Gravelle	.....	D30/111
5,277,948 A *	1/1994	Daun	.....	428/7
D346,835 S *	5/1994	Carson III et al.	.....	D21/511

D346,836 S *	5/1994	El-Masri et al.	.....	D21/510
D371,984 S *	7/1996	Chiu	.....	D11/121
D378,286 S *	3/1997	Chiu	.....	D11/121
D426,589 S *	6/2000	Law et al.	.....	D21/511
D427,648 S *	7/2000	Law et al.	.....	D21/511
D431,456 S *	10/2000	Davis	.....	D9/636
D450,357 S *	11/2001	Yamazaki	.....	D21/511
D508,095 S *	8/2005	Greene	.....	D21/511
D569,450 S *	5/2008	Halliday et al.	.....	D21/511
D594,070 S *	6/2009	Ridens	.....	D21/511

\* cited by examiner

*Primary Examiner*—Stella M Reid

*Assistant Examiner*—Elizabeth J Oswecki

(74) *Attorney, Agent, or Firm*—Dykema Gossett PLLC;  
Timothy K. Sendek

(57) **CLAIM**

The ornamental design for a holiday display, as shown and described.

**DESCRIPTION**

FIG. 1 is a perspective view of a holiday display showing my new design;

FIG. 2 is a front elevational view thereof;

FIG. 3 is a rear elevational view thereof;

FIG. 4 is a side elevational view thereof;

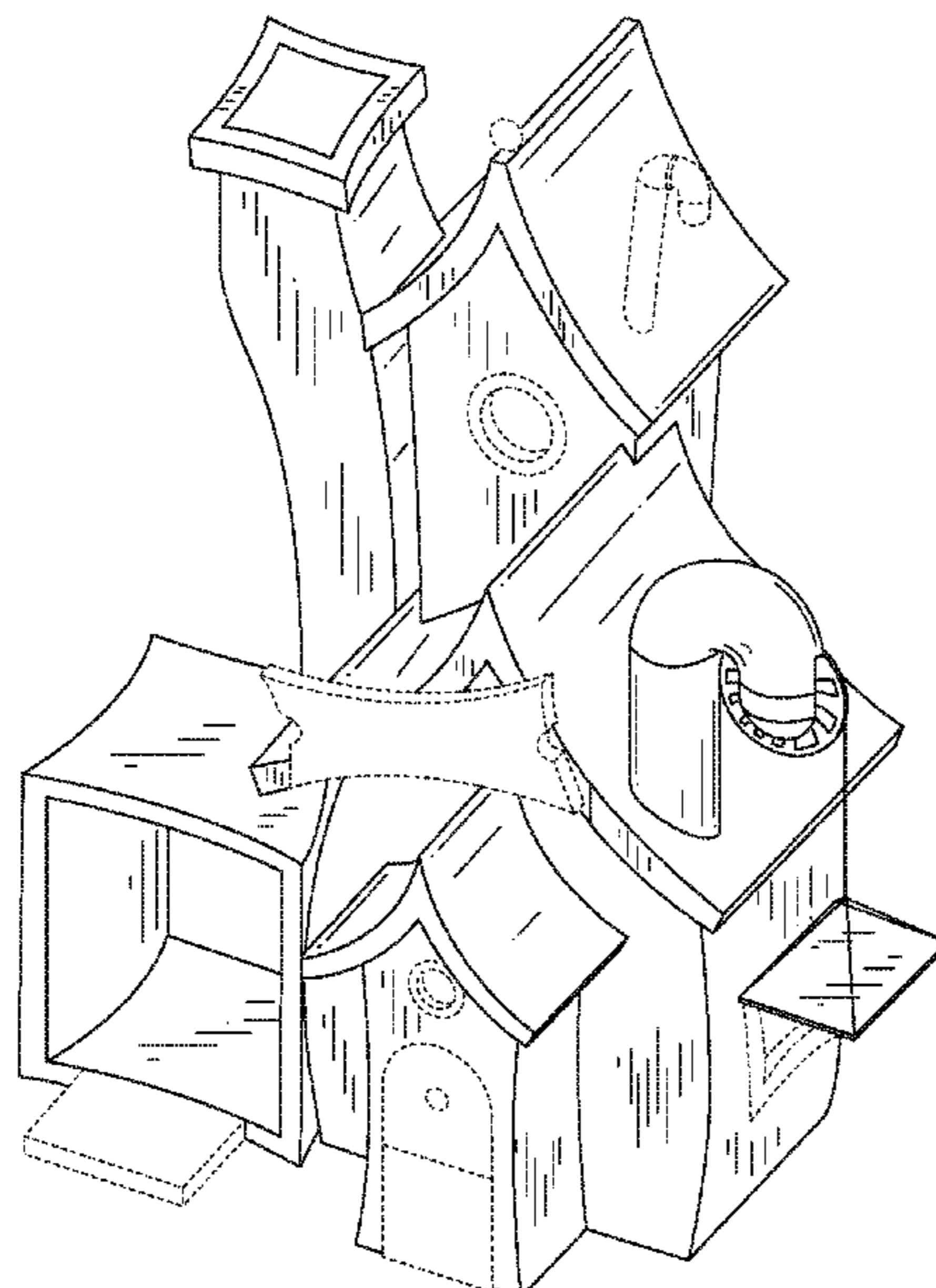
FIG. 5 is an opposing side elevational view thereof; and,

FIG. 6 is a top plan view thereof.

The broken line showing of a holiday display are included for the purpose of illustrating only and forms no part of the claimed design.

The bottom view of the holiday display, which is not shown, forms no part of the claimed design.

**1 Claim, 6 Drawing Sheets**



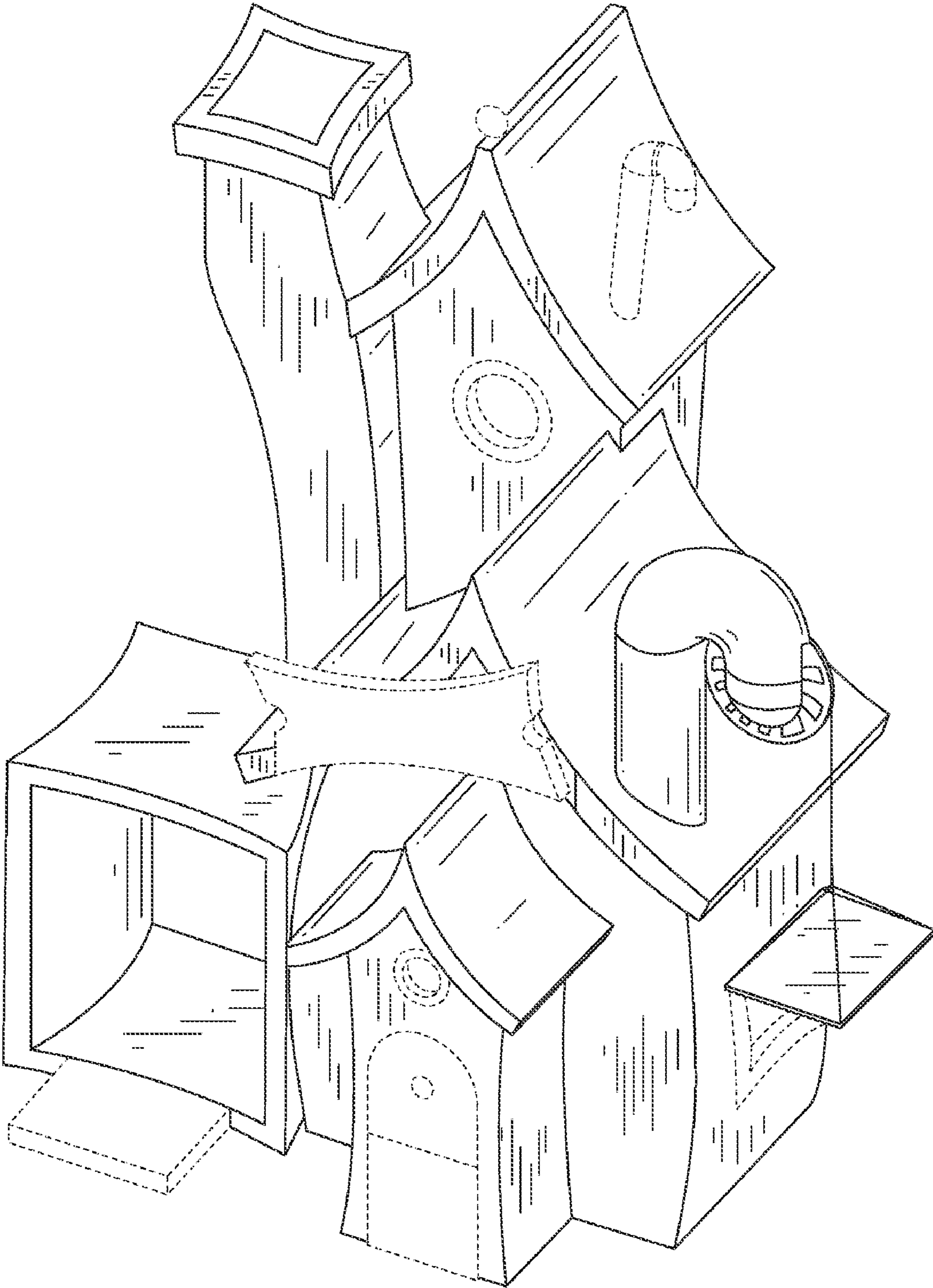


FIG. 1




FIG.2



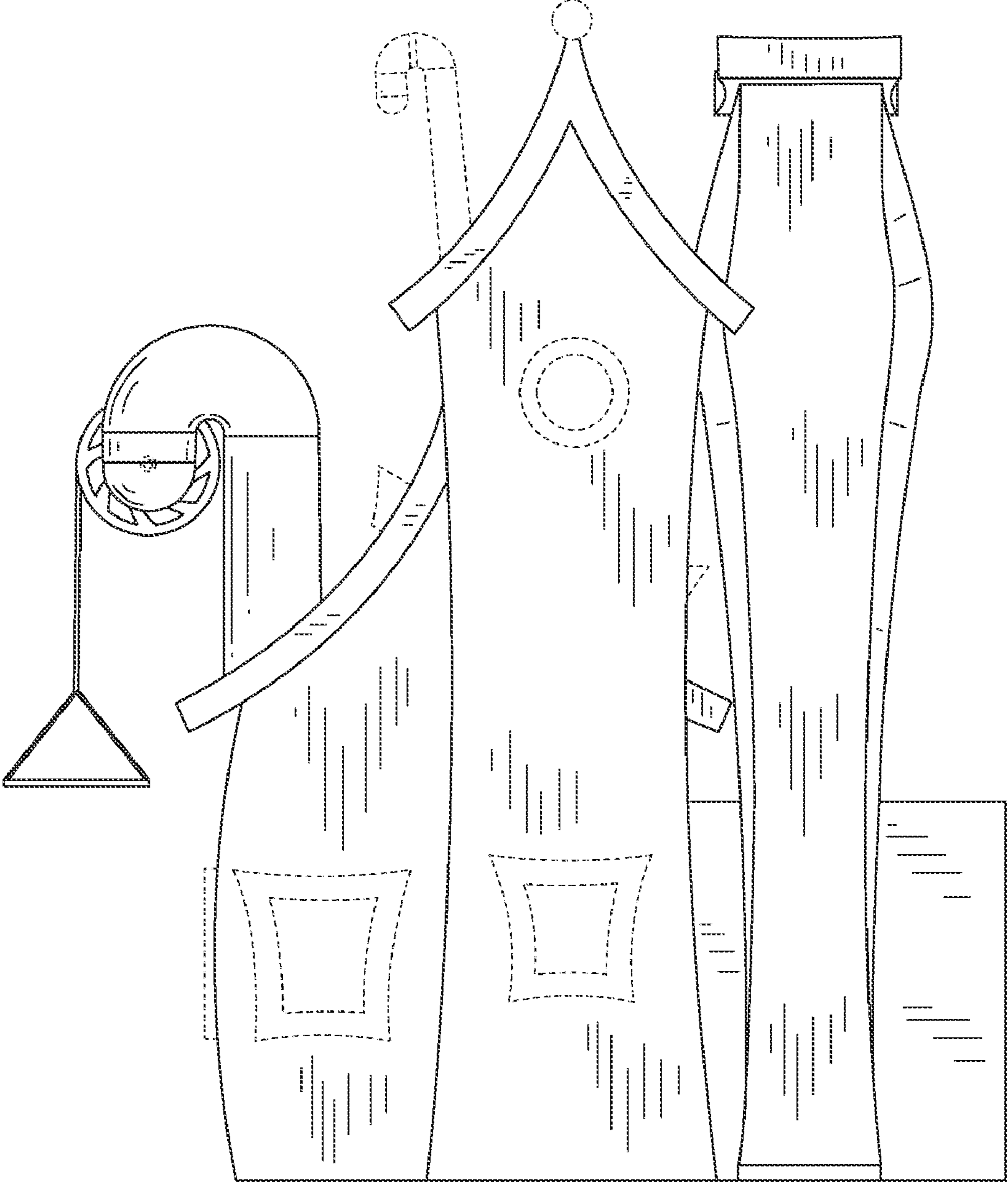


FIG.3

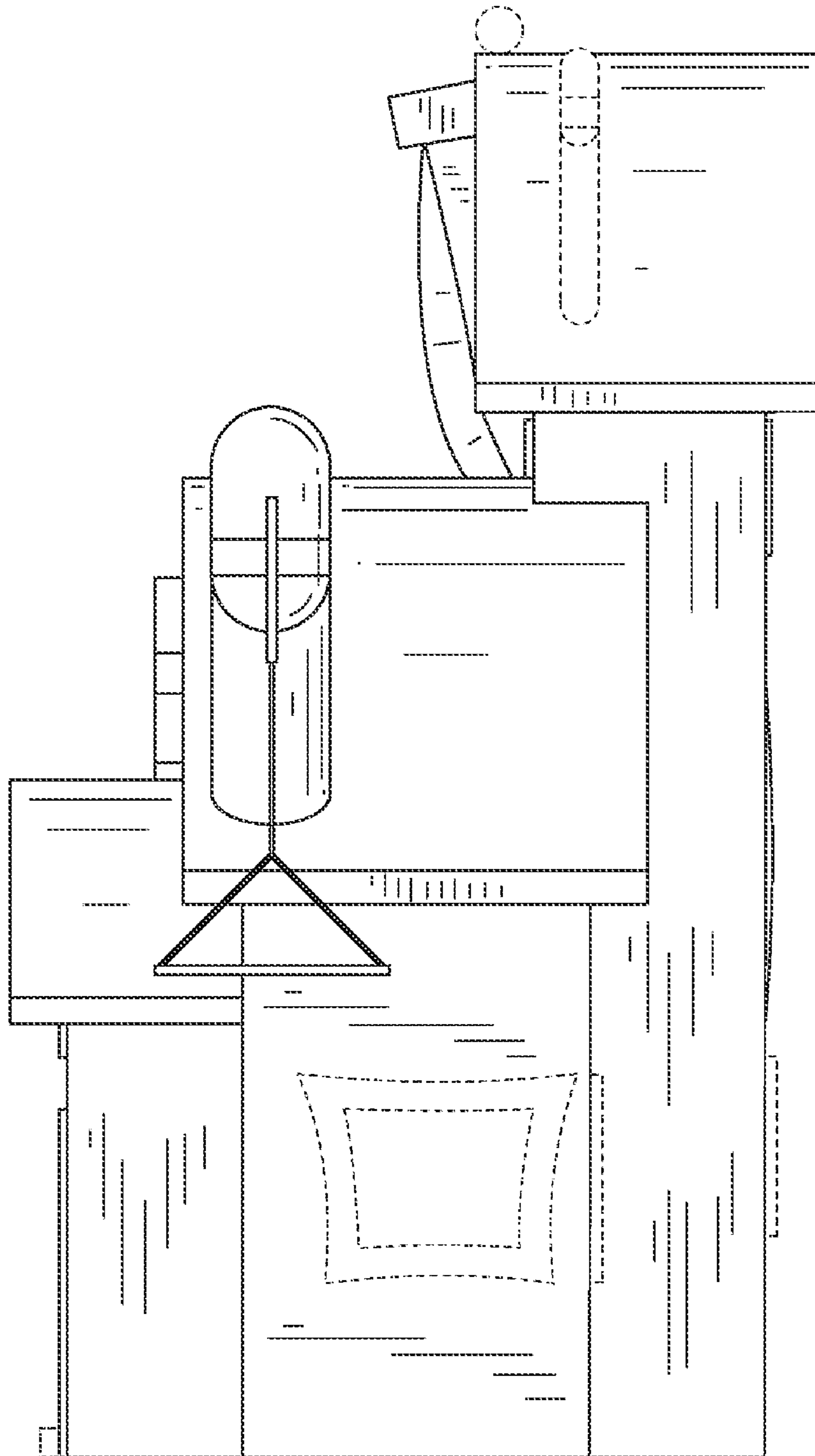


FIG.4

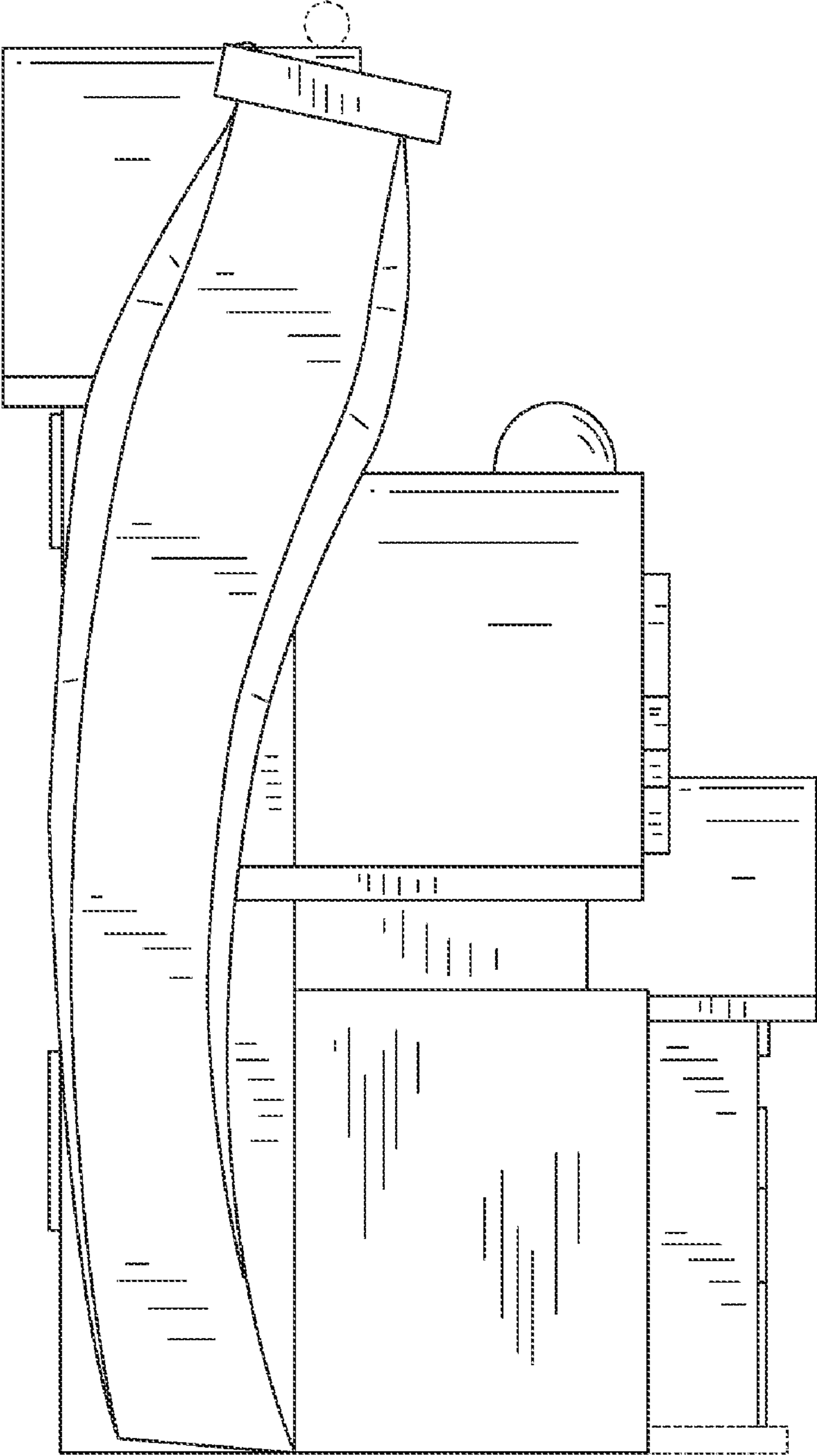


FIG.5

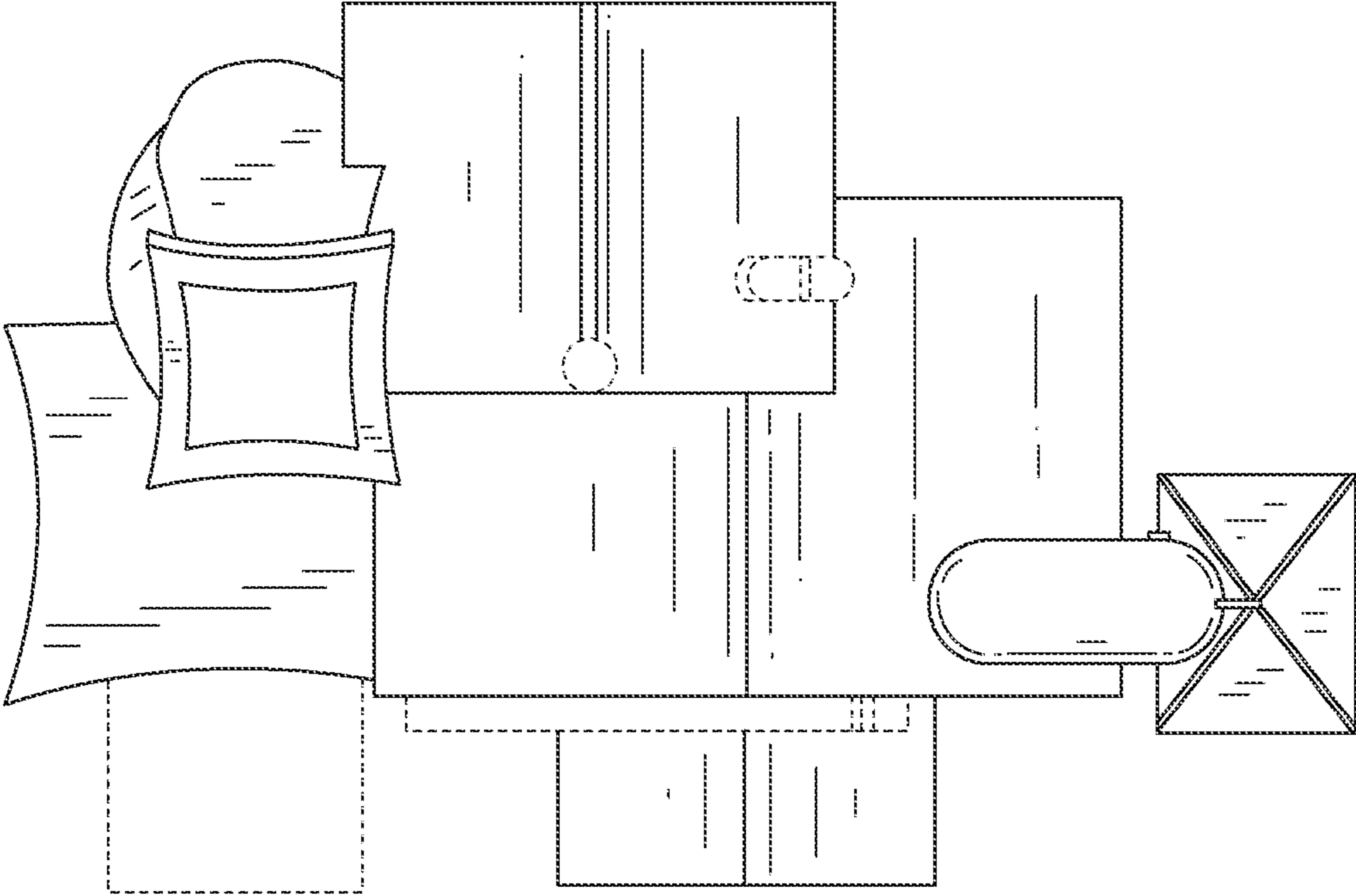


FIG. 6