



US00D612229S

(12) **United States Design Patent**  
**Thompson et al.**

(10) **Patent No.:** **US D612,229 S**

(45) **Date of Patent:** **\*\* Mar. 23, 2010**

(54) **WALL MOUNTABLE PEG HANGER**

D417,606 S \* 12/1999 Bries et al. .... D8/367  
D554,481 S \* 11/2007 Newbould et al. .... D8/367

(75) Inventors: **Craig D. Thompson**, Inver Grove Heights, MN (US); **Sean C. McGreevy**, St. Paul, MN (US); **Matthieu Aquino**, Milan (IT)

\* cited by examiner

*Primary Examiner*—Holly H Baynham  
(74) *Attorney, Agent, or Firm*—David B. Patchett

(73) Assignee: **3M Innovative Properties Company**, St. Paul, MN (US)

(57) **CLAIM**

(\*\*) Term: **14 Years**

The ornamental design for a wall mountable peg hanger, as shown and described.

(21) Appl. No.: **29/339,606**

**DESCRIPTION**

(22) Filed: **Jul. 2, 2009**

FIG. 1 is a perspective view showing the new design for a wall mountable peg hanger.

(51) **LOC (9) Cl.** ..... **08-05**

FIG. 2 is a front view thereof;

(52) **U.S. Cl.** ..... **D8/373; D8/367**

FIG. 3 is a right side view thereof, the left side view being a mirror image of the left side view shown;

(58) **Field of Classification Search** ..... D8/367, D8/373; 248/302-303, 339

FIG. 4 is a back view thereof; and,

See application file for complete search history.

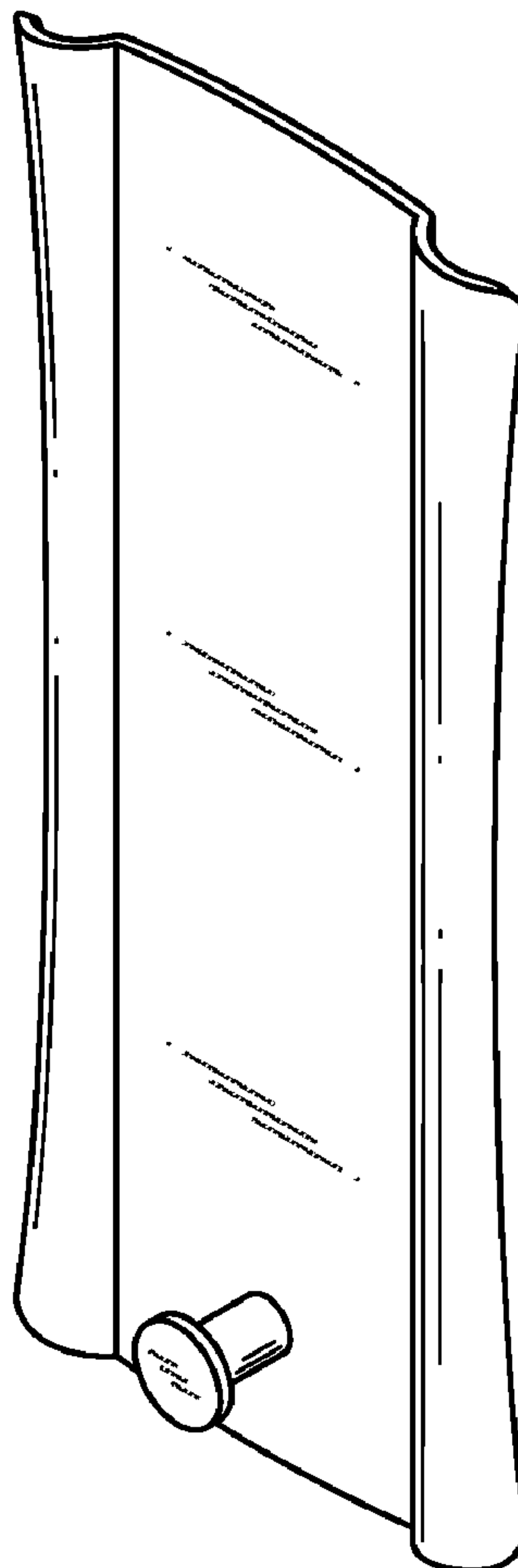
FIG. 5 is a top view thereof; the bottom view being a mirror image of the tip view shown.

(56) **References Cited**

**U.S. PATENT DOCUMENTS**

D395,594 S \* 6/1998 Bries et al. .... D8/367

**1 Claim, 1 Drawing Sheet**



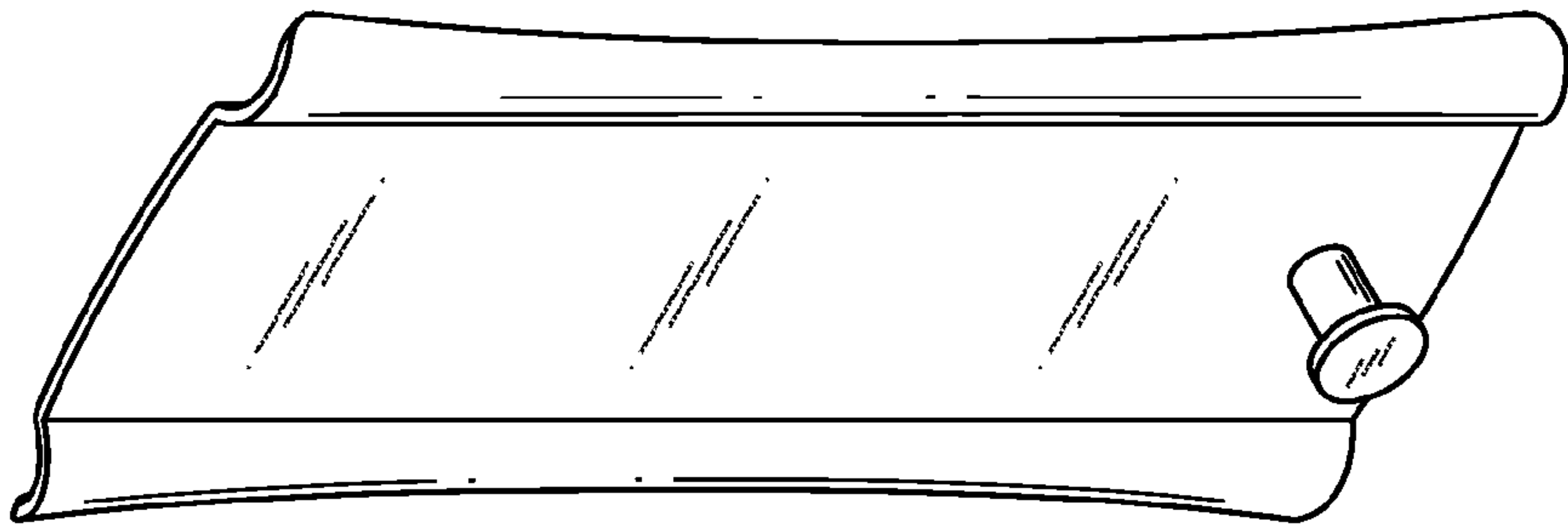


FIG. 1




FIG. 2

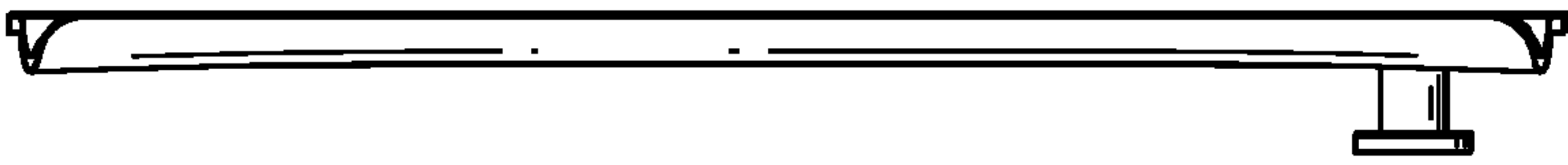


FIG. 3

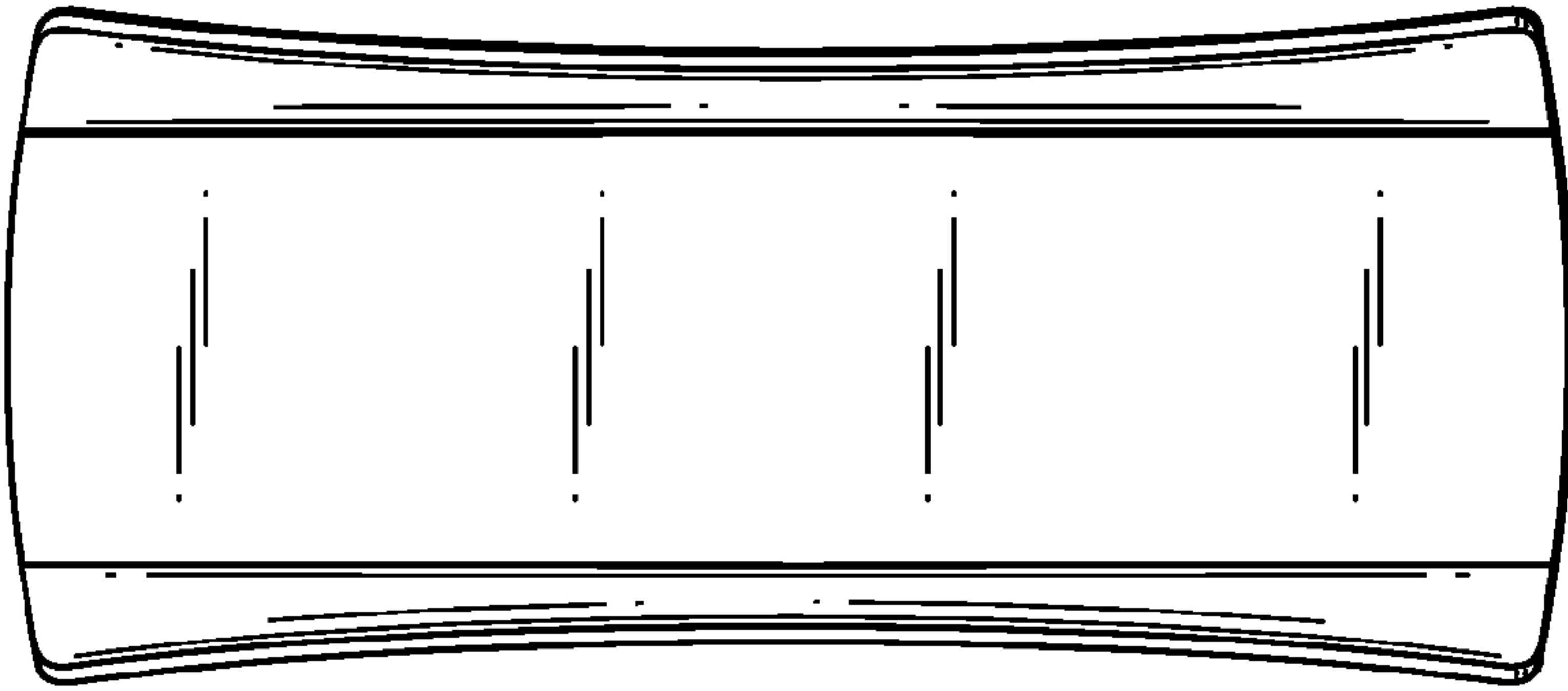


FIG. 4

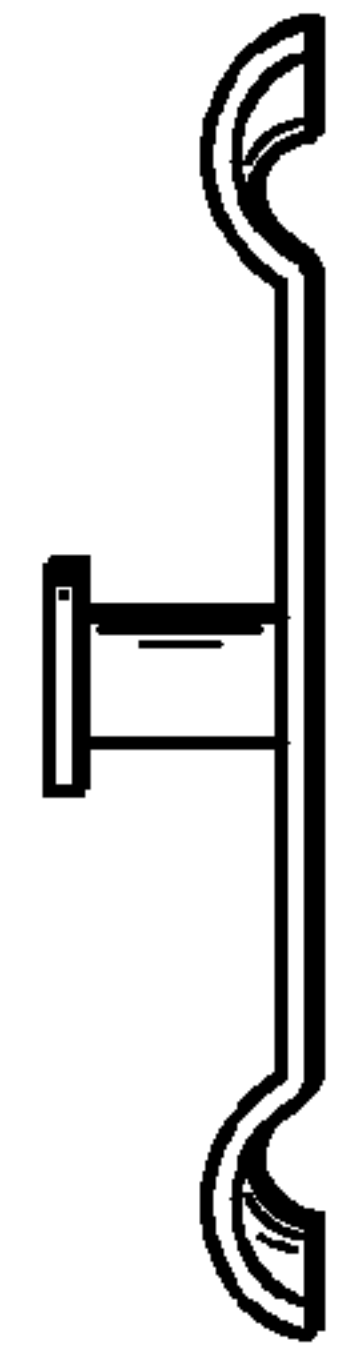


FIG. 5